


01/2024

Update
02/2025



 LORENZOLINE

38SLS

Lift & Slide System | Kaldır & Sür Sistem


INDEX

İndeks

Technical Information Teknik Bilgiler	1 - 10
Profile Index Profil İndeks	11 - 12
Profiles Profiller	13 - 22
Details Detaylar	23 - 58
Glazing Tables Cam Tabloları	59
Accessories Aksesuarlar	60 - 67
Cutting Size Kesim Ölçüleri	68 - 84
Assembly Details Montaj Detayları	85 - 126

TECHNICAL INFORMATION
TEKNİK BİLGİLER

system properties / sistem bilgisi



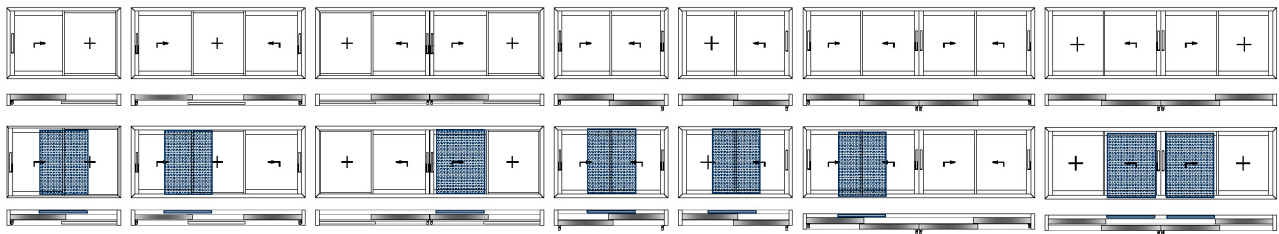
**38SLS
LIFT & SLIDE SYSTEM
KALDIR & SÜR SİSTEM**

- 150 kg carrying capacity,
- Same sash proles for Lift & Slide and Sliding door,
- Superior air permeability and water tightness with EPDM and composite gaskets,
- Maximum vision area thanks to 35 mm clamp detail,
- Practical sash assembly thanks to 90 degree special corner accessories,
- Fly screen solution for all frames,
- Higher length doors thanks to reinforced proles,
- 150 kg kanat taşıma kapasitesi,
- Kaldır sür ve sürme sistem için aynı kanat prolleri,
- EPDM ve kompozit tiller sayesinde üstün hava geçirgenliği ve su sızdırmazlık,
- 35 mm kenet detayı sayesinde üst düzey kesintisiz görüntü,
- 90 derece kanat birleimi sayesinde pratik montaj,
- Tüm kasalar için entegre sineklik çözümü,
- Takviyeli prol sayesinde maksimum dograma yüksekliği,

Technical Properties / Teknik Özellikler

SASH DEPTH KANAT DERİNLİĞİ	38 mm
SASH CARRYING CAPACITY KANAT TAŞIMA KAPASİTESİ	150 Kg
GLASS THICKNESS CAM KALINLIĞI	24 - 28 mm

Opening Opportunities / Açılım Seçenekleri



Performance Values / Performans Değerleri

WATERTIGHTNESS | SU GEÇİRGENLİĞİ - EN12008

2A (50 Pa)	3A (100 Pa)	4A (150 Pa)	5A (200 Pa)	6A (250 Pa)	7A (300 Pa)	8A (450 Pa)	9A (600 Pa)	E... (800+Pa)	E1200 (1200 Pa)
---------------	----------------	----------------	----------------	----------------	----------------	----------------	----------------	------------------	--------------------

AIR PERMEABILITY | HAVA GEÇİRGENLİĞİ - EN12152

Class 1 (150 Pa)	Class 2 (300 Pa)	Class 3 (450 Pa)	Class 4 (600 Pa)
---------------------	---------------------	---------------------	---------------------

RESISTANCE TO WIND LOAD | RÜZGAR DAYANIMI - EN12210

(400 Pa)	(800 Pa)	(1200 Pa)	C4/B4 (1600 Pa)	(2000 Pa)	(2000+ Pa)
----------	----------	-----------	--------------------	-----------	------------

THERMAL INSULATION VALUE
SİSTEM UF DEĞERİ - EN ISO 10077-2



Uf (max) : 3,8 W/(m2K)

systemproperties / sistembilgisi

Construction Depth	Sash depth : 38 mm	Derinlik	Kanat : 38 mm
Insulation Bar Thermal Permability	14.8 mm Uf (max) : 3,8 W/(m2K)	Isı Bariyeri	14.8 mm
		Isı Geçirgenliği	Uf (max) : 3,8 W/(m2K)
Connections	Die cast and also pres corner joints can apply for fixing corners. The transoms are fixed with screw through the outer frame.	Bağlantılar	Köşeyi birleştirmek için pimli veya pres köşe bağlantıları uygulanabilir. Orta kayıtlar dış kasadan vida atılarak bağlanır.
Gaskets	The opening windows have a central gasket, an acoustical gasket and glazing gaskets in EPDM	Fital	Açılır pencerelerde tozluk fitali, akustik fital ve cam fitilleri EPDM'dir.
Drainage	For maximum performance, you should follow the instructions in the catalogue.	Su Tahliye	Maksimum performans için katalogdaki talimatları takip etmelisiniz.

productionproperties / üretimbilgisi

	The aluminium profiles have been extruded from the alloy AlMgSi 0.5 as F22 according to the EN 12020.		Alüminyum profiller AlMgSi 0.5 - F22 alaşımından ve EN 12020 standardına göre üretilir.
	Physical Properties		Fiziksel Özellikler
	1. Density : 2.70 Kg / dm3		1. Yoğunluk : 2.70 Kg / dm3
	2. Modules of Elasticity : 69 kN / mm2		2. Elastisite Modülü : 69 kN / mm2
	3. Resistivity : 20° 33 n Ω .m		3. Direnç : 20° 33 n Ω .m
Alloy	4. Melting point : 600 - 655 °C	Alaşım	4. Erime Noktası : 600 - 655 °C
	5. Linear expeansion coefficient : 20 - 100°C μ °C ⁻¹		5. Genişleme Katsayısı : 20 - 100°C μ °C ⁻¹
	Mechanical Properties		Mekanik Özellikler
	1. Tensile strength : Min 215 MPa		1. Kopma Dayanıklılığı : Min 215 MPa
	2. Yield strength : 190 MPa		2. Elastisite Limiti : 190 MPa
	3. Elongation : % 10		3. Uzama : % 10
	4. Hardness : 67 Brinell		4. Sertlik : 67 Brinell
	Anodising		Eloksal
	In anodising process , microns of the profiles for the inside and outside use are different. The complete anodisation process takes place in accordance with the specifications of QUALANOD .		Eloksal projesinde profil mikronları iç ve dış kullanım için farklıdır. Bütün eloksal projesi QUALANOD spesifikasyonlarına göre uygulanır.
Surface Treatment	Electrostatic Powder Coating	Yüzey İşlem	Elektrostatik Toz Boya
	The thermal break allows the profile to be painted when compounded. On average, the coating thickness is minimally 60 micron. The complete powder coating process takes place in accordance with the specifications of QUALICOAT SEASIDE .		Isı bariyeri çakıldığında profil boyanabilir. Genel olarak kaplama kalınlığı minimum 60 mikrondur. Bütün toz boya projesi QUALICOAT SEASIDE spesifikasyonlarına göre uygulanır.

STATIC VALUES / STATİK DEĞERLER

38SLS-221-00 38SLS-221-00	38SLS-221-00 38SLS-222-00	38SLS-221-00 38SLS-222-00 30x20x2 Steel Box / Çelik Kutu	38SLS-221-00 38SLS-224-00	38SLS-221-00 38SLS-224-00 30x40x2 Steel Box / Çelik Kutu
Jx(cm4)				
38SLS-221-00 38SLS-221-00	38SLS-221-00 38SLS-222-00	38SLS-221-00 38SLS-222-00 30x20x2 Steel Box / Çelik Kutu	38SLS-221-00 38SLS-224-00	38SLS-221-00 38SLS-224-00 30x40x2 Steel Box / Çelik Kutu
10,70	24,64	27,98	42,39	60,00

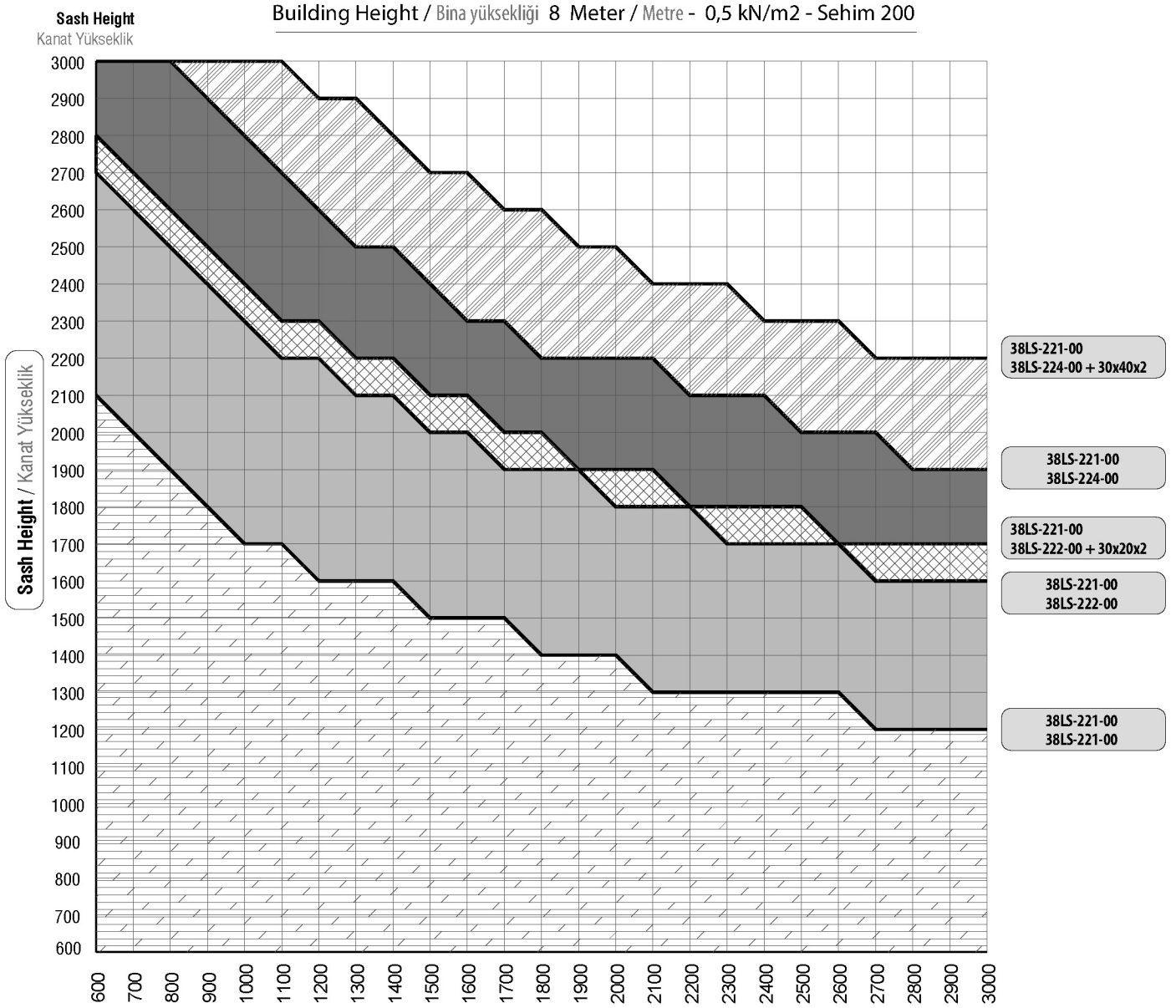


Can not use with flyscreen frames with these combinations!..

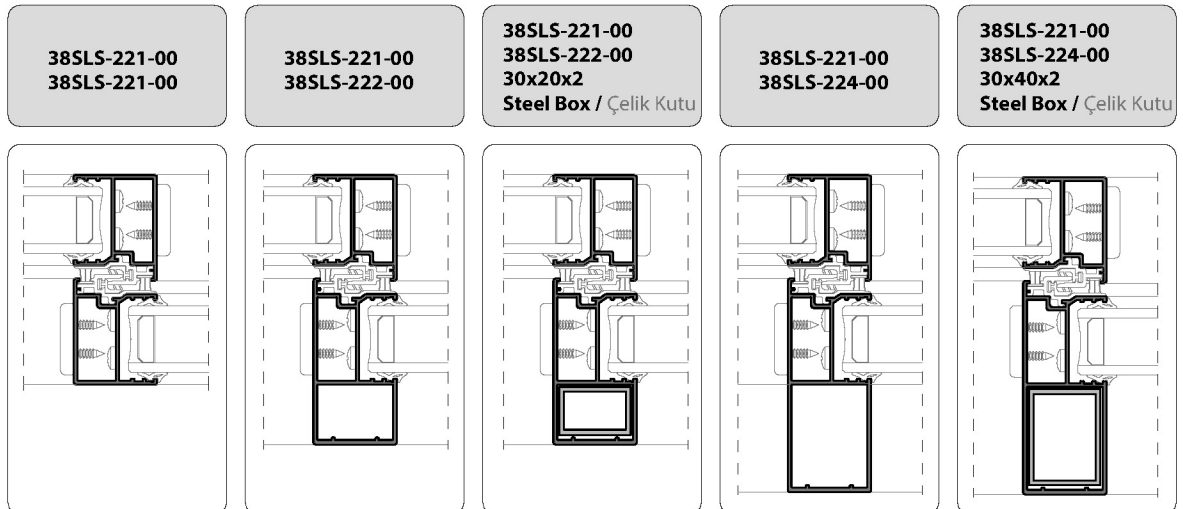
Bu kombinasyonlar sineklikli kasalar ile kullanılamaz!..

38SLS-222-00 38SLS-222-00	38SLS-222-00 38SLS-222-00 30x20x2 / 30x20x2 Steel Box / Çelik Kutu	38SLS-222-00 38SLS-224-00	38SLS-222-00 38SLS-224-00 30x20x2 / 30x40x2 Steel Box / Çelik Kutu	38SLS-224-00 38SLS-224-00	38SLS-224-00 38SLS-224-00 30x40x2 / 30x40x2 Steel Box / Çelik Kutu
Jx(cm4)					
38SLS-222-00 38SLS-222-00	38SLS-222-00 38SLS-222-00 30x20x2 / 30x20x2 Steel Box / Çelik Kutu	38SLS-222-00 38SLS-224-00	38SLS-222-00 38SLS-224-00 30x20x2 / 30x40x2 Steel Box / Çelik Kutu	38SLS-224-00 38SLS-224-00	38SLS-224-00 38SLS-224-00 30x40x2 / 30x40x2 Steel Box / Çelik Kutu
38,58	45,25	56,33	77,28	74,08	109,31

STATIC DIAGRAM / STATİK DİYAGRAM

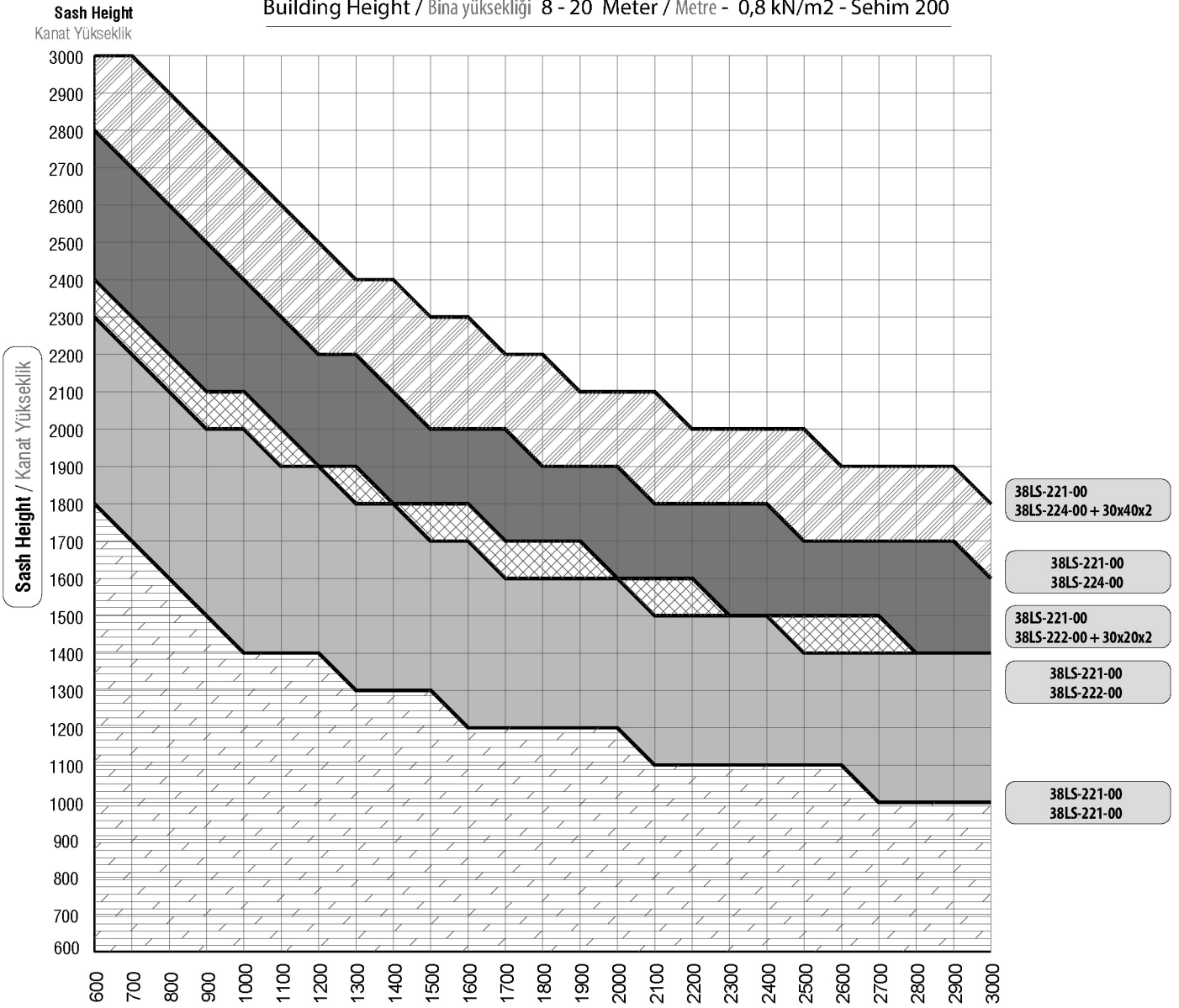


Sash Width / Kanat Genişlik

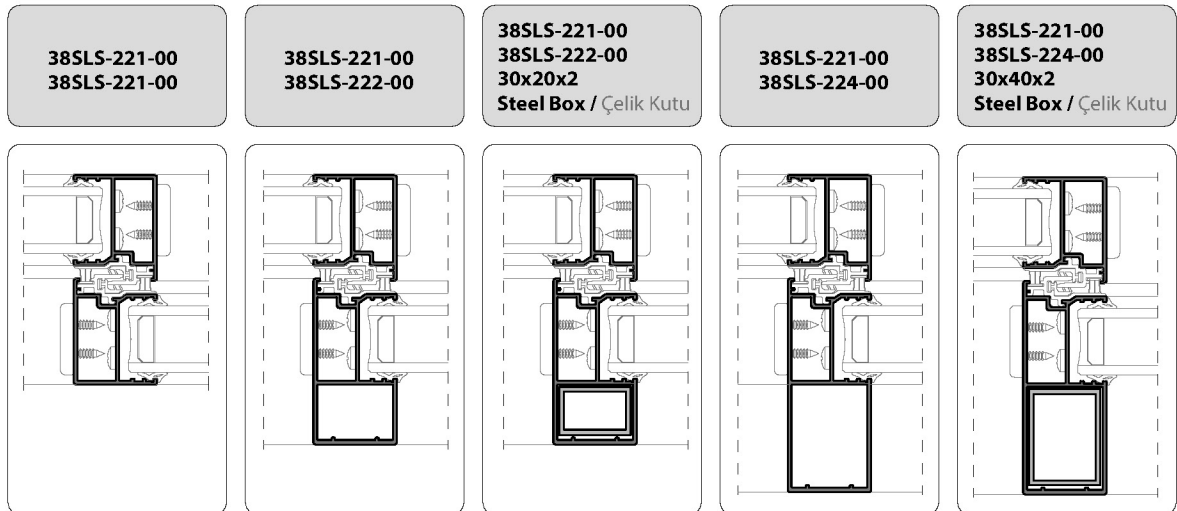


STATIC DIAGRAM / STATİK DİYAGRAM

Building Height / Bina yüksekliği 8 - 20 Meter / Metre - 0,8 kN/m² - Sehim 200

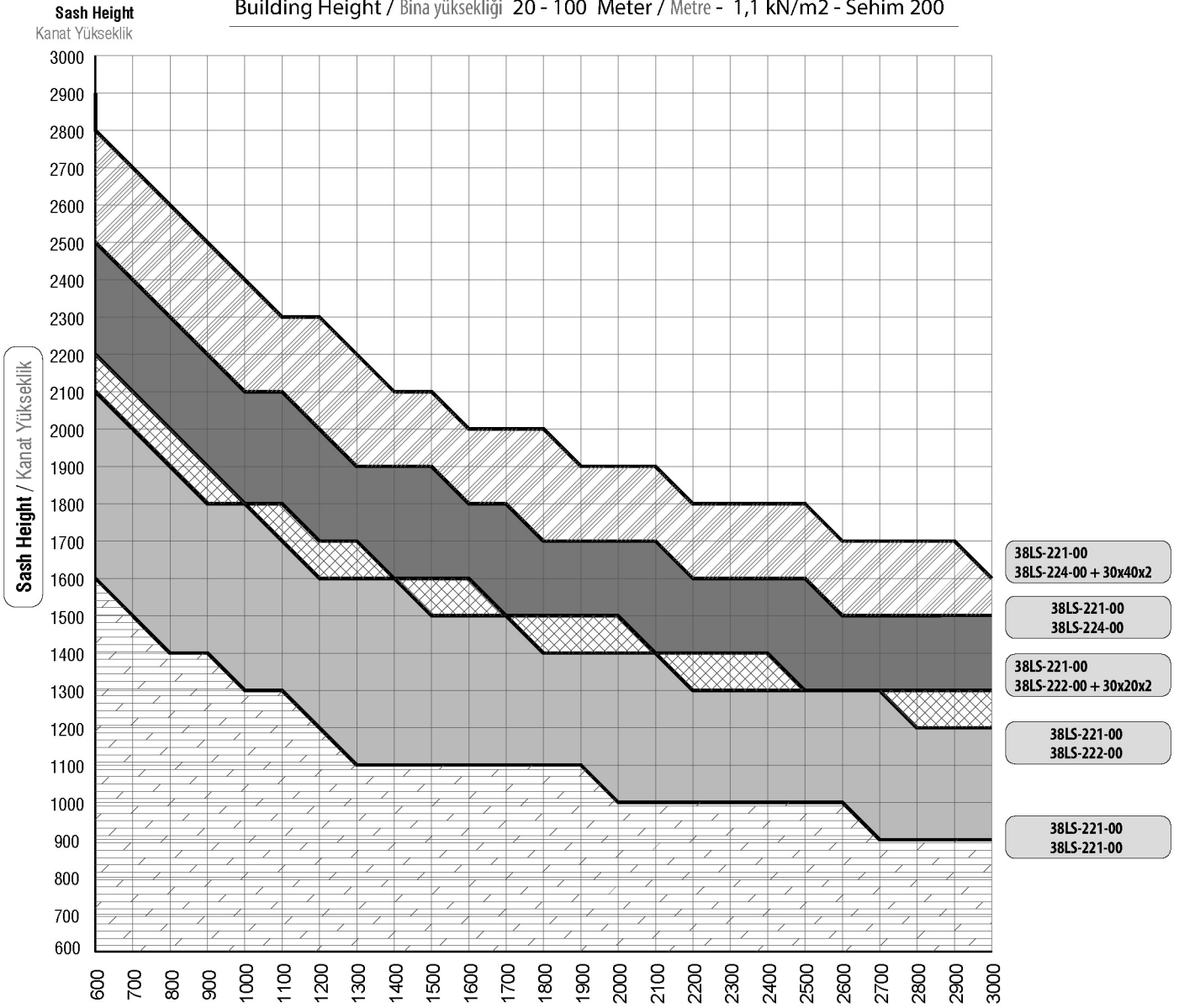


Sash Width / Kanat Genişlik

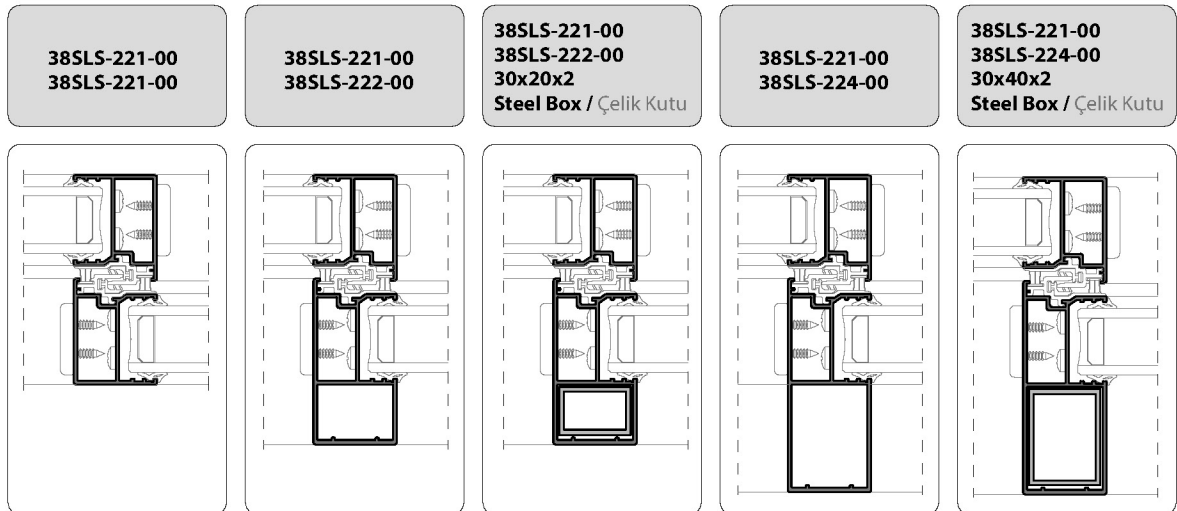


STATIC DIAGRAM / STATİK DİYAGRAM

Building Height / Bina yüksekliği 20 - 100 Meter / Metre - 1,1 kN/m² - Sehim 200



Sash Width / Kanat Genişlik



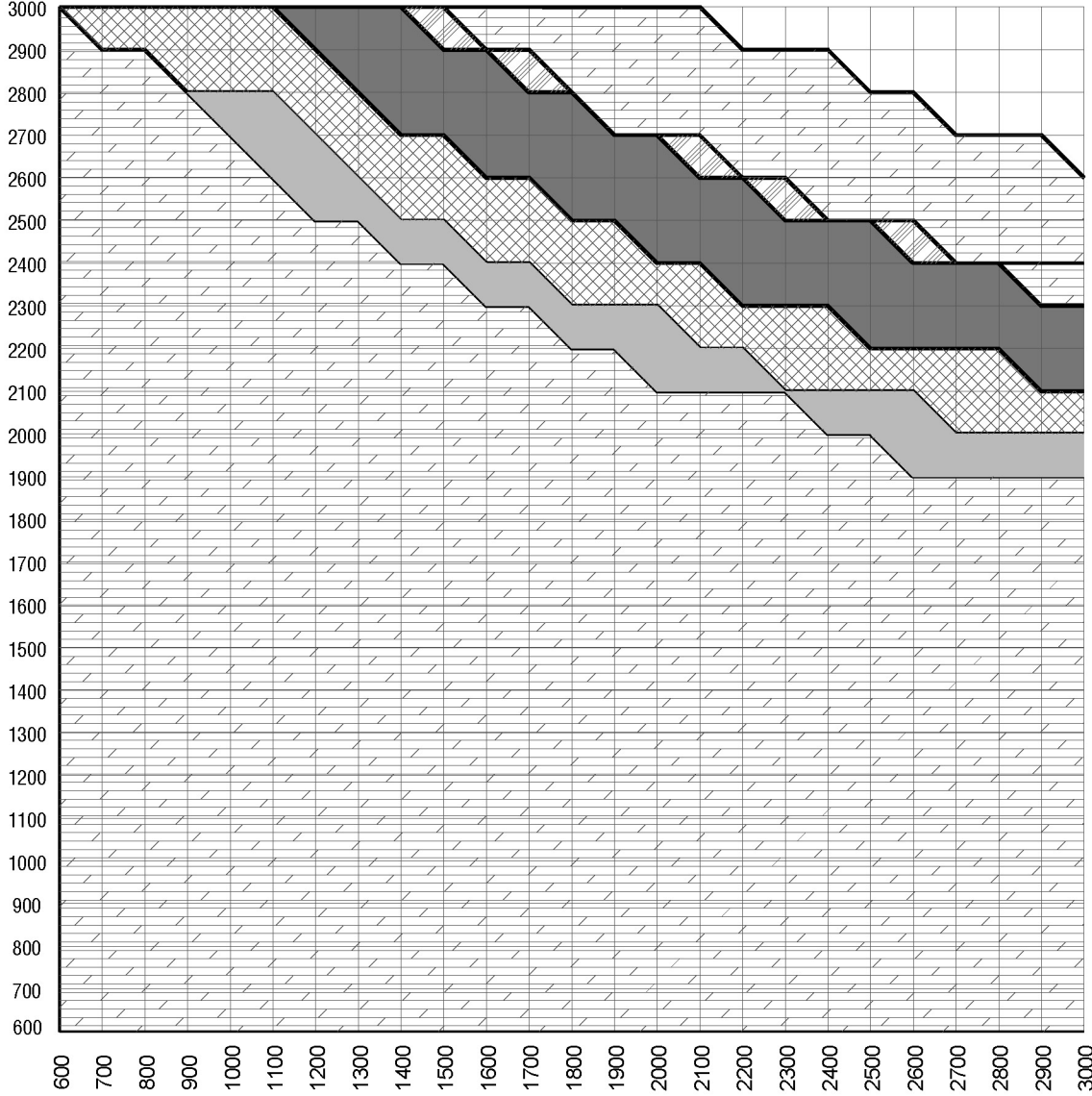
STATIC DIAGRAM / STATİK DİYAGRAM



**Can not use with
flyscreen
frames with these
combinations!..**
Bu kombinasyonlar
sineklikli
kasalar ile kullanılamaz!..

Building Height / Bina yüksekliği 8 Meter / Metre - 0,5 kN/m² - Sehim 200

Sash Height
Kanat Yükseklik



38LS-224-00 + 30x40x2
38LS-224-00 + 30x40x2

38LS-222-00 + 30x20x2
38LS-224-00 + 30x40x2

38LS-224-00
38LS-224-00

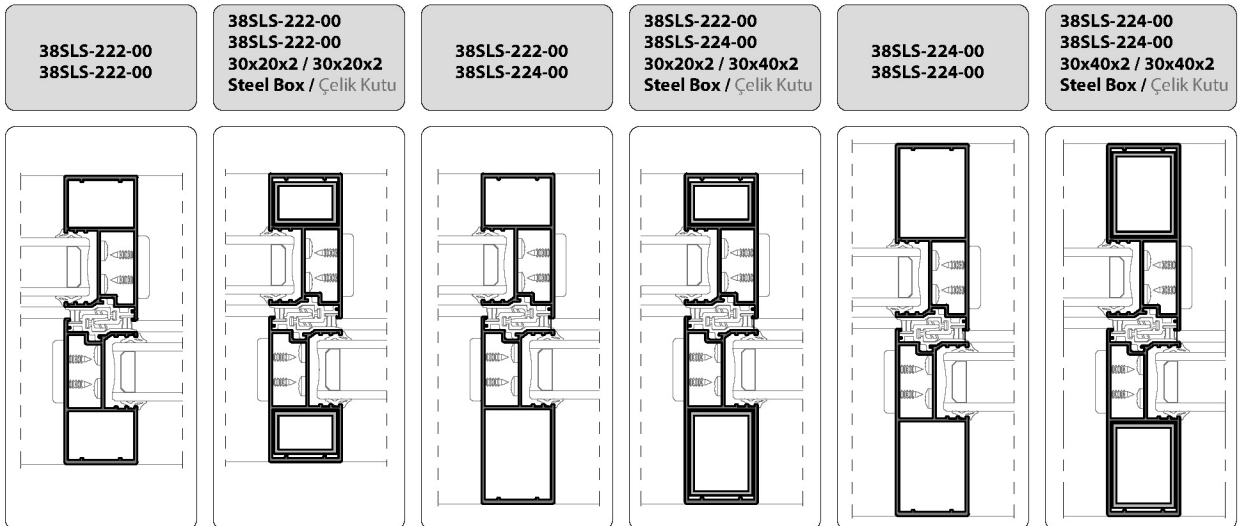
38LS-222-00
38LS-224-00

38LS-222-00 + 30x20x2
38LS-222-00 + 30x20x2

38LS-222-00
38LS-222-00

Sash Height / Kanat Yükseklik

Sash Width / Kanat Genişlik



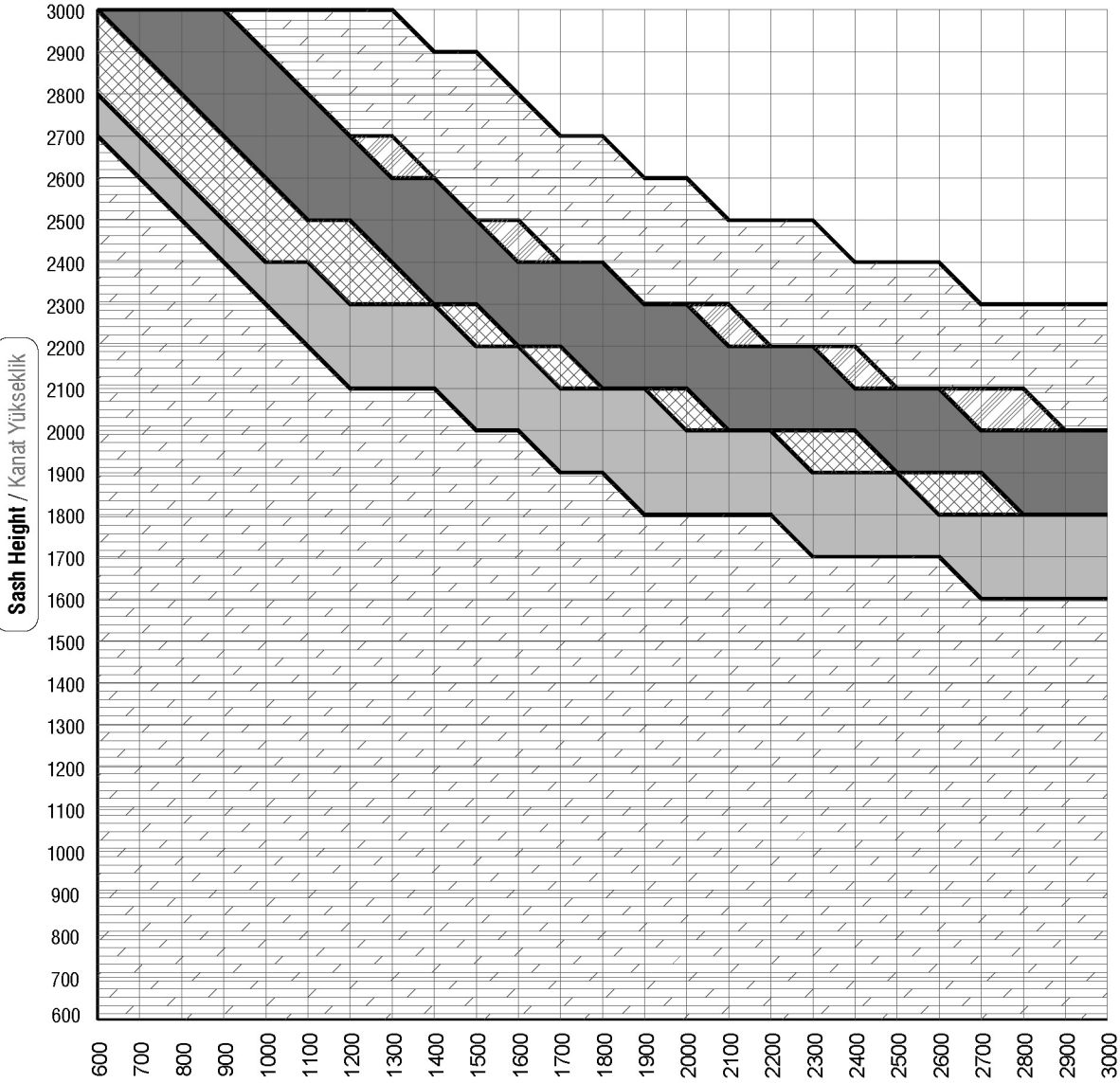
STATIC DIAGRAM / STATİK DİYAGRAM



**Can not use with
flyscreen
frames with these
combinations!..**
Bu kombinasyonlar
sineklikli
kasalar ile kullanılamaz!..

Building Height / Bina yüksekliği 8 - 20 Meter / Metre - 0,8 kN/m² - Sehim 200

Sash Height
Kanat Yükseklik



- 38LS-224-00 + 30x40x2
38LS-224-00 + 30x40x2
- 38LS-222-00 + 30x20x2
38LS-224-00 + 30x40x2
- 38LS-224-00
38LS-224-00
- 38LS-222-00
38LS-224-00
- 38LS-222-00 + 30x20x2
38LS-222-00 + 30x20x2
- 38LS-222-00
38LS-222-00

Sash Width / Kanat Genişlik

38LS-222-00 38LS-222-00	38LS-222-00 38LS-222-00 30x20x2 / 30x20x2 Steel Box / Çelik Kutu	38LS-222-00 38LS-224-00	38LS-222-00 38LS-224-00 30x20x2 / 30x40x2 Steel Box / Çelik Kutu	38LS-224-00 38LS-224-00	38LS-224-00 38LS-224-00 30x40x2 / 30x40x2 Steel Box / Çelik Kutu

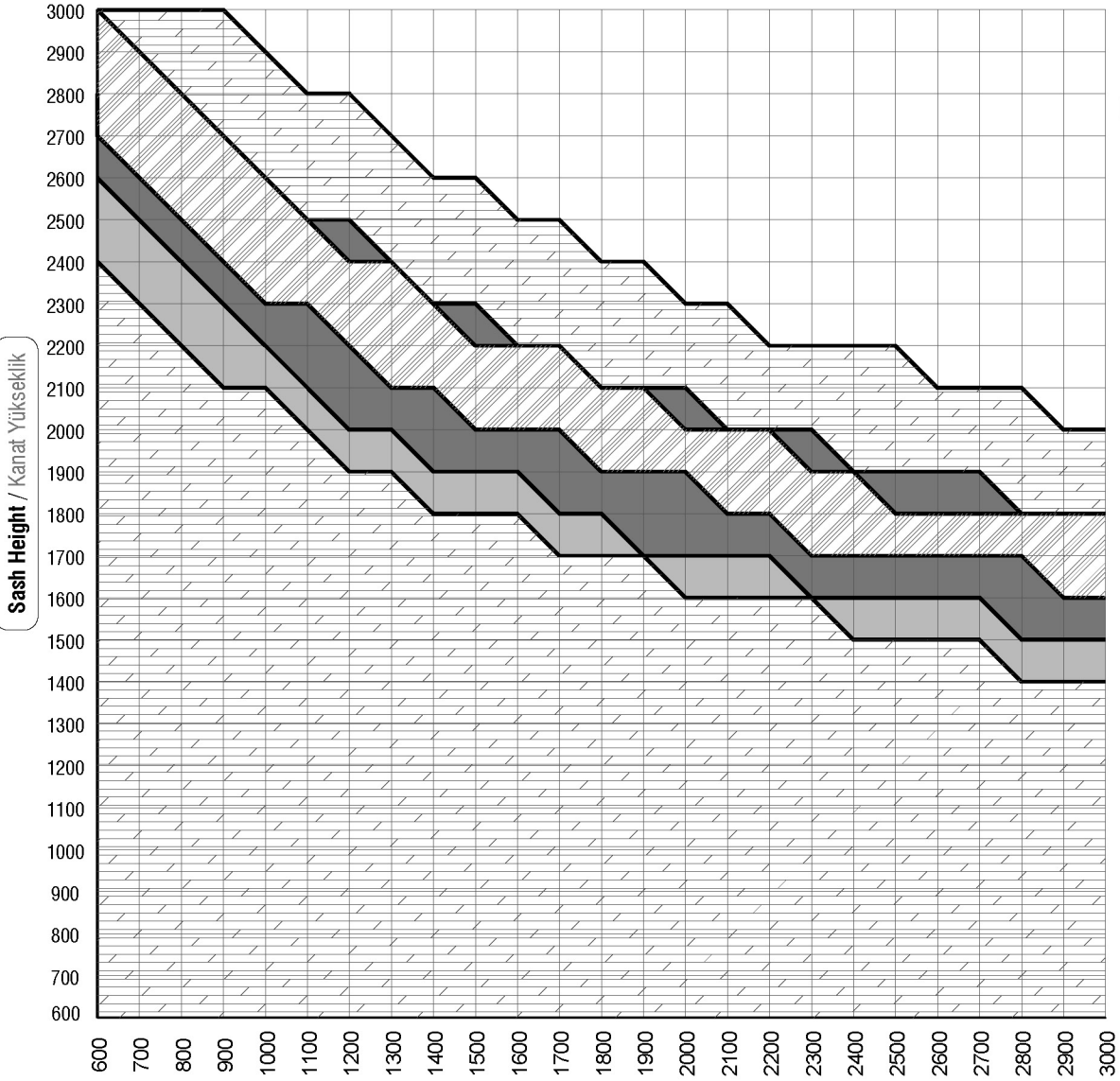
STATIC DIAGRAM / STATİK DİYAGRAM



**Can not use with
flyscreen
frames with these
combinations!..**
Bu kombinasyonlar
sineklikli
kasalar ile kullanılamaz!..

Building Height / Bina yüksekliği 20 - 100 Meter / Metre - 1,1 kN/m² - Sehim 200

Sash Height
Kanat Yükseklik



Sash Height / Kanat Yükseklik

38LS-224-00 + 30x40x2
38LS-224-00 + 30x40x2

38LS-222-00 + 30x20x2
38LS-224-00 + 30x40x2

38LS-224-00
38LS-224-00

38LS-222-00
38LS-224-00

38LS-222-00 + 30x20x2
38LS-222-00 + 30x20x2

38LS-222-00
38LS-222-00

Sash Width / Kanat Genişlik

38SLS-222-00
38SLS-222-00

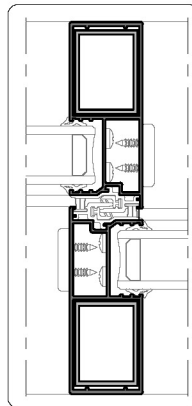
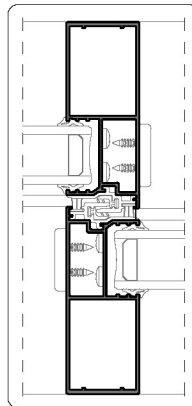
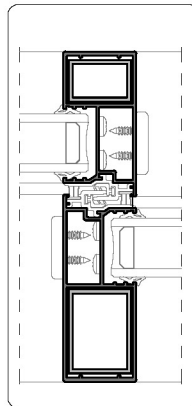
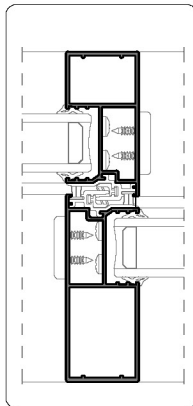
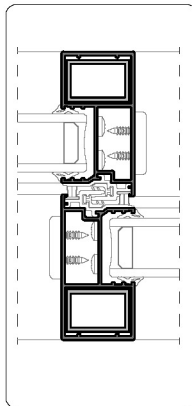
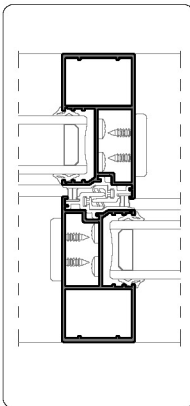
38SLS-222-00
38SLS-222-00
30x20x2 / 30x20x2
Steel Box / Çelik Kutu

38SLS-222-00
38SLS-224-00

38SLS-222-00
38SLS-224-00
30x20x2 / 30x40x2
Steel Box / Çelik Kutu

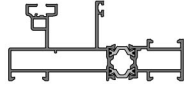
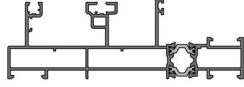
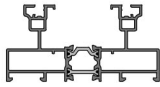
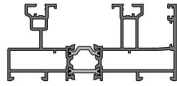
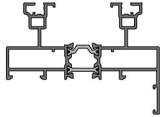
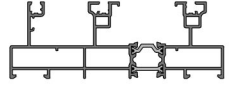
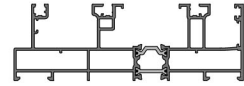
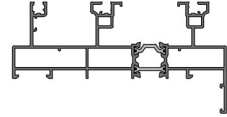
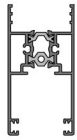
38SLS-224-00
38SLS-224-00




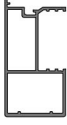
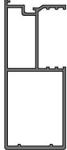
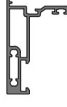
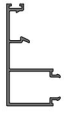


38SLS-224-00
38SLS-224-00
30x40x2 / 30x40x2
Steel Box / Çelik Kutu










PROFILE INDEX |
PROFIL INDEKS







profiles / profiller

CODE KOD	DRAWING ÇİZİM	WEIGHT AĞIRLIK Kg/m
38SLS-101-00		1.698
38SLS-151-00		2.203
38SLS-102-00		1.649
38SLS-112-00		1.869
38SLS-122-00		1.733
38SLS-152-00		2.150
38SLS-162-00		2.370
38SLS-172-00		2.234
38SLS-201-00		1.340

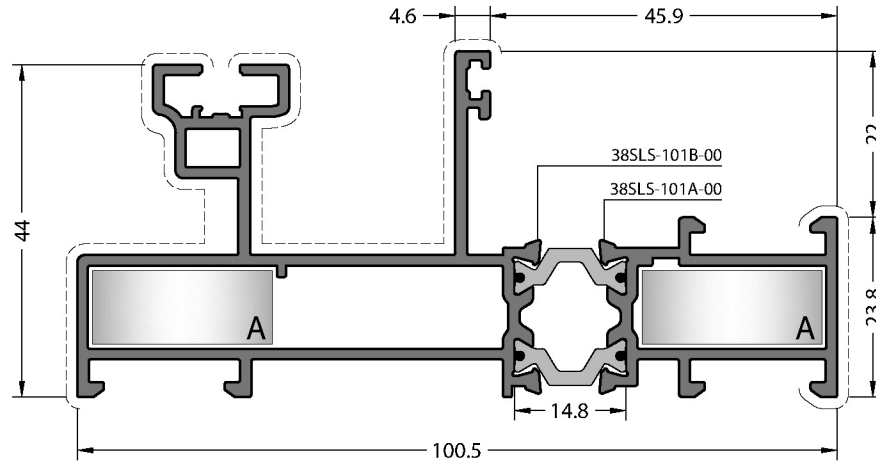
CODE KOD	DRAWING ÇİZİM	WEIGHT AĞIRLIK Kg/m
38SLS-211-00		1.512
38SLS-212-00		1.582
38SLS-221-00		0.633
38SLS-222-00		1.028
38SLS-224-00		1.200
38SLS-401-00		0.818
38SLS-402-00		0.593
38SLS-403-00		0.492
38SLS-502-00		0.798

profiles / profiller

CODE KOD	DRAWING ÇİZİM	WEIGHT AĞIRLIK Kg/m
38SLS-421-00		0.329
38SLS-520-00		0.290
38SLS-251-00		1.012
38T-252-00		0.084
38SLS-252-00		0.774
07-102-00		0.324
07-103-00		0.488

CODE KOD	DRAWING ÇİZİM	WEIGHT AĞIRLIK Kg/m
07-105-00		0.875
07-108-015		0.462
08-103-00		0.237
08-104-00		0.256
08-105-00		0.260
09-101-00		2.570

PROFILES
PROFILLER



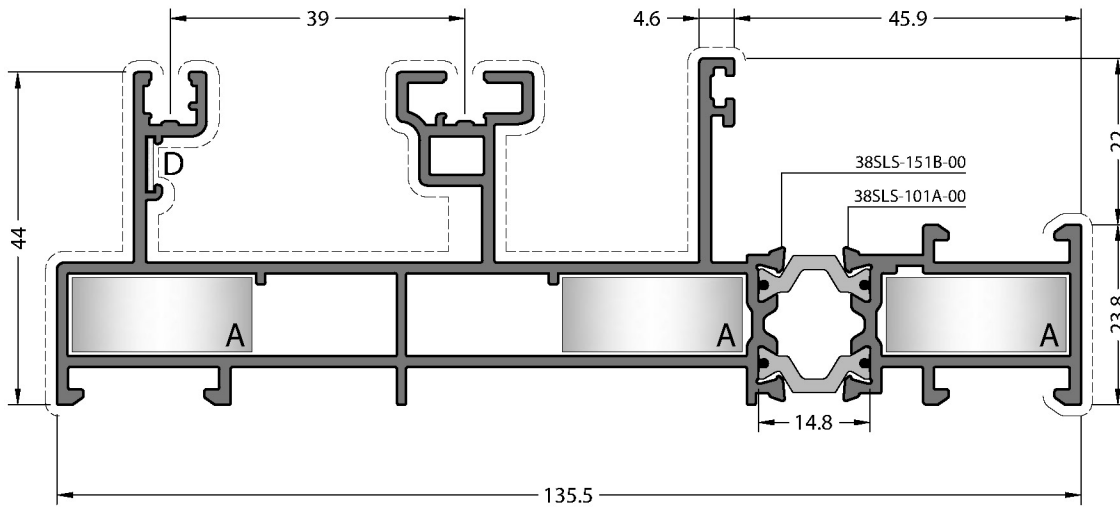
CODE / KOD
38SLS-101-00

THEORETICAL WEIGHT kg/m
TEORİK AĞIRLIK kg/m
1.698

CORNER JOINTS
KÖŞE BAĞLANTILAR



DIE-CAST CORNER JOINT
PİMLİ BAĞLANTI



CODE / KOD
38SLS-151-00

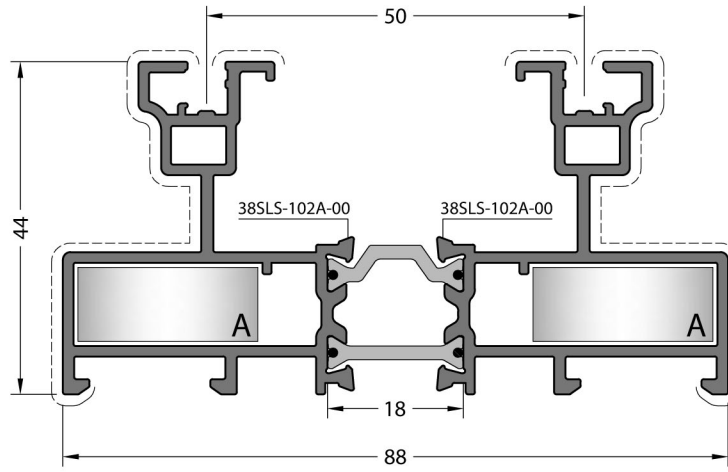
THEORETICAL WEIGHT kg/m
TEORİK AĞIRLIK kg/m
2.203

CORNER JOINTS
KÖŞE BAĞLANTILAR



DIE-CAST CORNER JOINT
PİMLİ BAĞLANTI





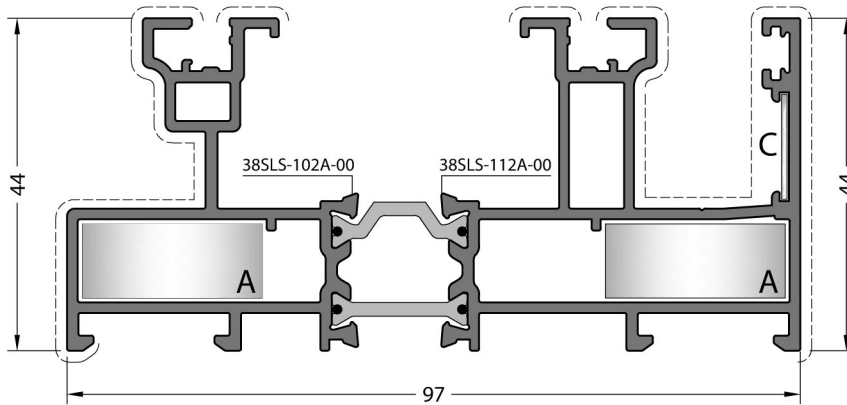
CODE / KOD
38SLS-102-00

THEORETICAL WEIGHT kg/m
TEORİK AĞIRLIK kg/m
1.649

CORNER JOINTS
KÖŞE BAĞLANTILAR



DIE-CAST CORNER JOINT
PİMLİ BAĞLANTI



CODE / KOD
38SLS-112-00

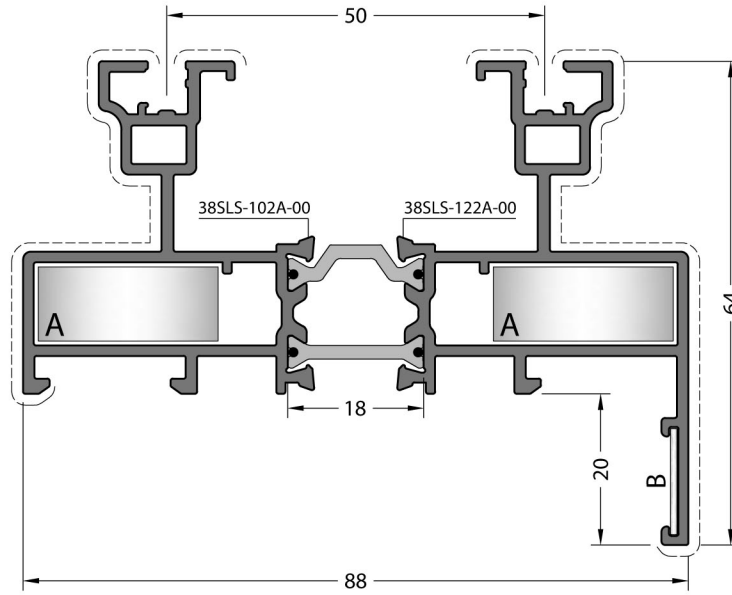
THEORETICAL WEIGHT kg/m
TEORİK AĞIRLIK kg/m
1.869

CORNER JOINTS
KÖŞE BAĞLANTILAR



DIE-CAST CORNER JOINT
PİMLİ BAĞLANTI





CODE / KOD
38SLS-122-00

THEORETICAL WEIGHT kg/m
TEORİK AĞIRLIK kg/m
1.733

CORNER JOINTS
KÖŞE BAĞLANTILAR



A CC-101-24.5



B MK-20.1

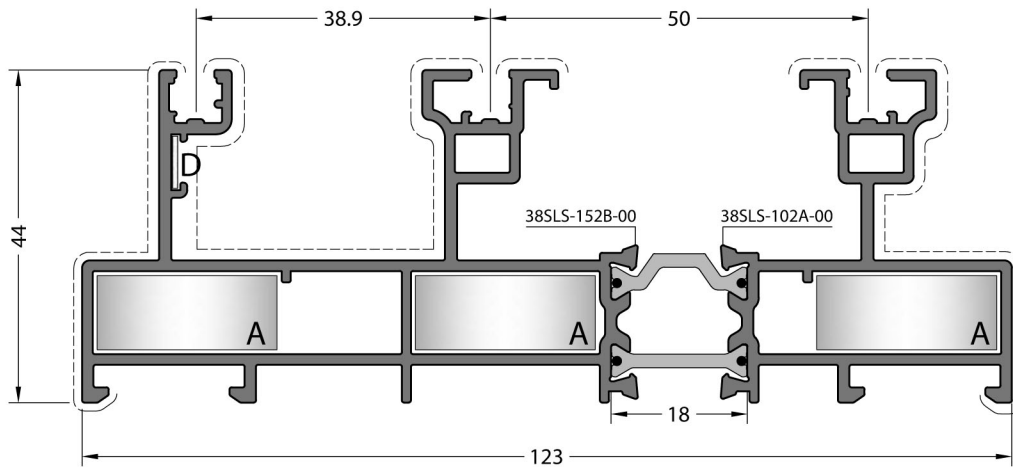
DIE-CAST CORNER JOINT
PİMLİ BAĞLANTI



A LC-1125



B MK-20.1



CODE / KOD
38SLS-152-00

THEORETICAL WEIGHT kg/m
TEORİK AĞIRLIK kg/m
2.150

CORNER JOINTS
KÖŞE BAĞLANTILAR



A CC-101-24.5



D LC-107

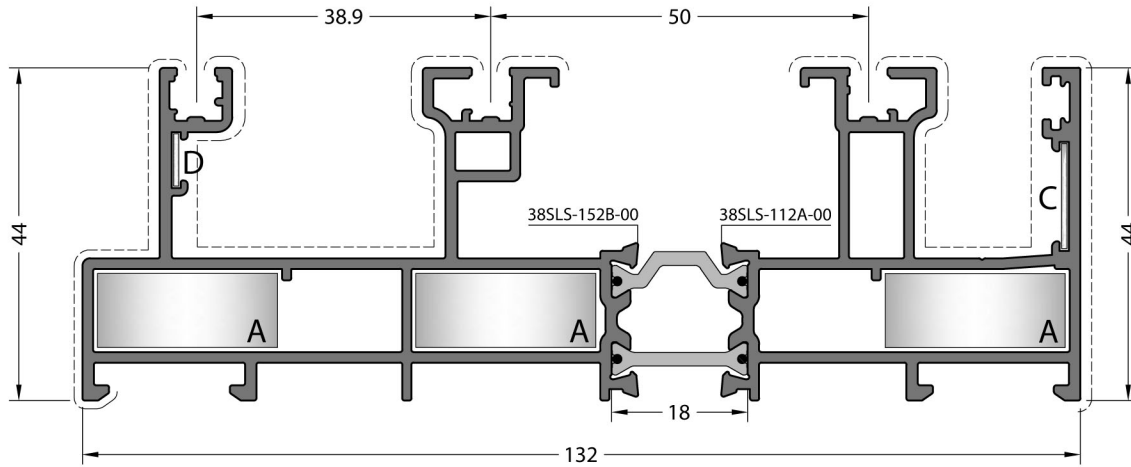
DIE-CAST CORNER JOINT
PİMLİ BAĞLANTI



A LC-1125



D LC-107



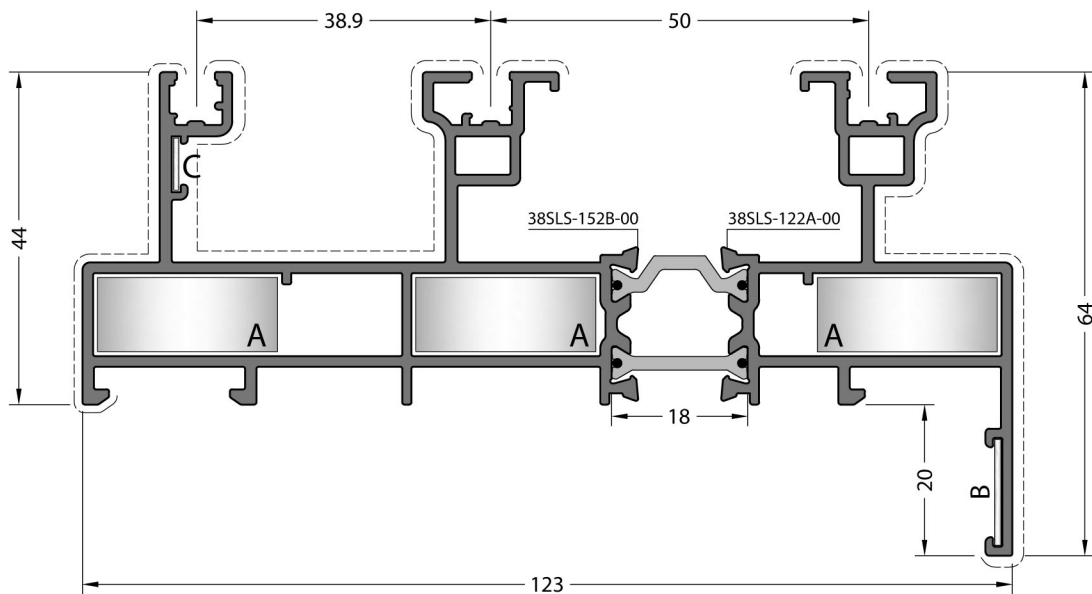
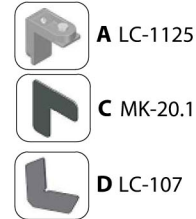
CODE / KOD
38SLS-162-00

THEORETICAL WEIGHT kg/m
TEORİK AĞIRLIK kg/m
2.370

CORNER JOINTS
KÖŞE BAĞLANTILAR



DIE-CAST CORNER JOINT
PİMLİ BAĞLANTI



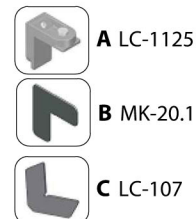
CODE / KOD
38SLS-172-00

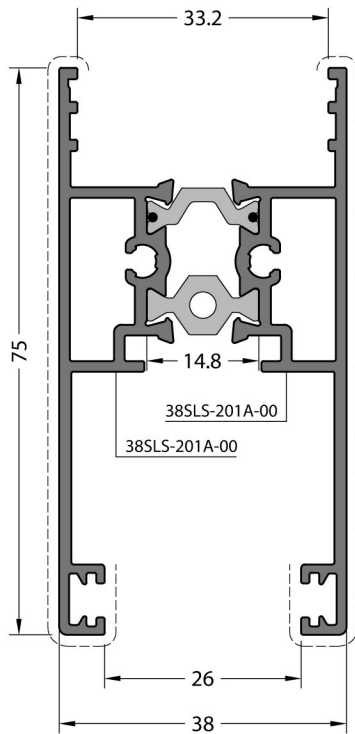
THEORETICAL WEIGHT kg/m
TEORİK AĞIRLIK kg/m
2.234

CORNER JOINTS
KÖŞE BAĞLANTILAR



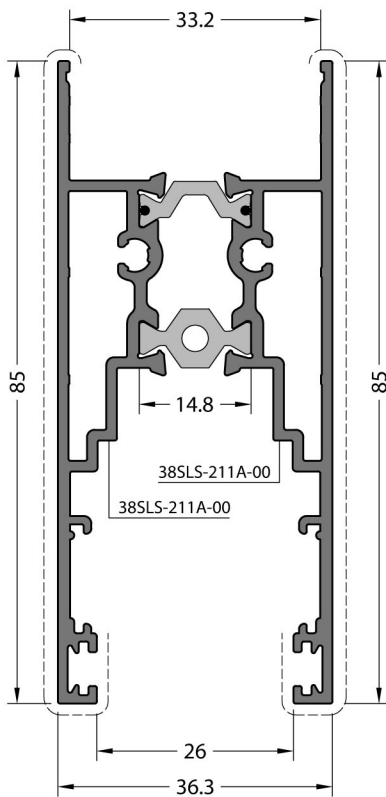
DIE-CAST CORNER JOINT
PİMLİ BAĞLANTI





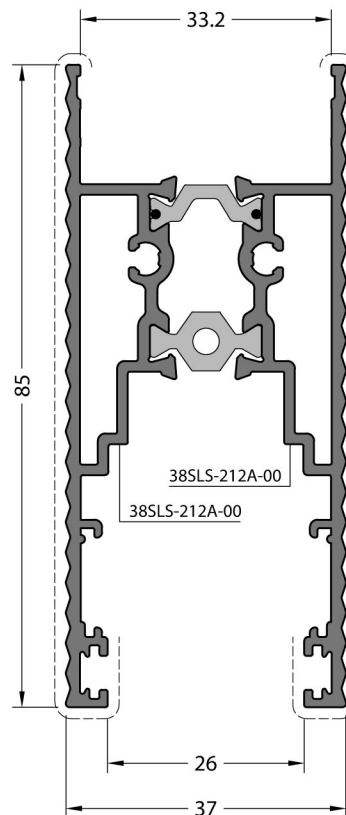
CODE / KOD
38SLS-201-00

THEORETICAL WEIGHT kg/m
TEORİK AĞIRLIK kg/m
1.340



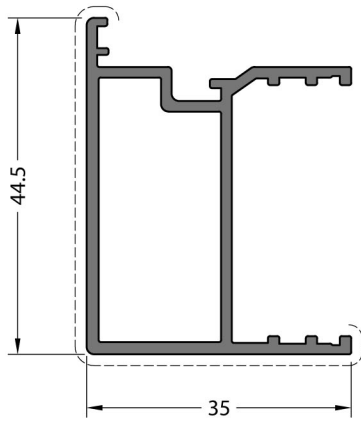
CODE / KOD
38SLS-211-00

THEORETICAL WEIGHT kg/m
TEORİK AĞIRLIK kg/m
1.512



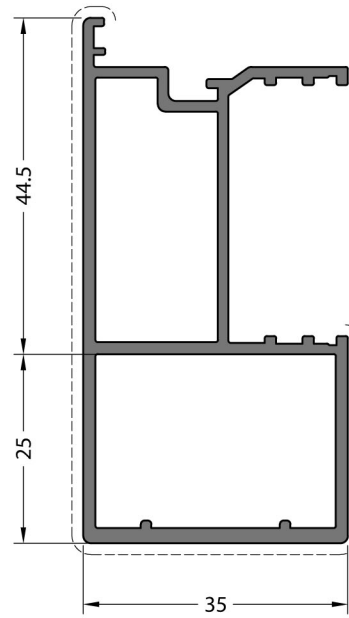
CODE / KOD
38SLS-212-00

THEORETICAL WEIGHT kg/m
TEORİK AĞIRLIK kg/m
1.582



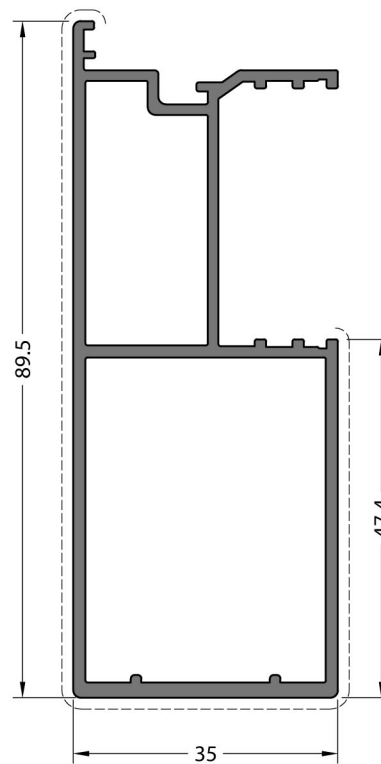
CODE / KOD
38SLS-221-00

THEORETICAL WEIGHT kg/m
TEORİK AĞIRLIK kg/m
0.633



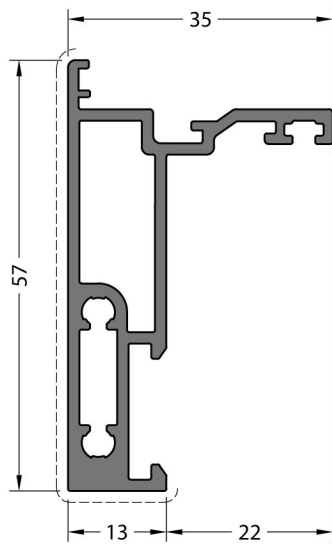
CODE / KOD
38SLS-222-00

THEORETICAL WEIGHT kg/m
TEORİK AĞIRLIK kg/m
1.028



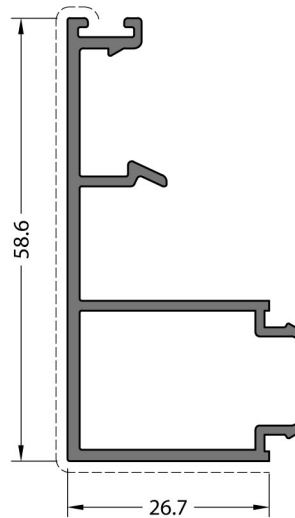
CODE / KOD
38SLS-224-00

THEORETICAL WEIGHT kg/m
TEORİK AĞIRLIK kg/m
1.200



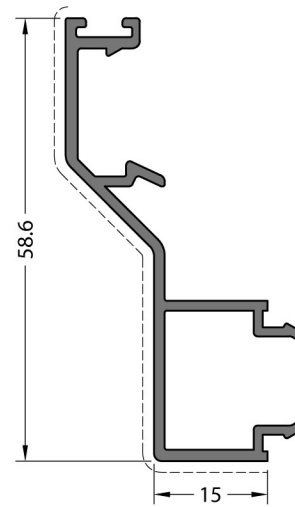
CODE / KOD
38SLS-401-00

THEORETICAL WEIGHT kg/m
TEORİK AĞIRLIK kg/m
0.818



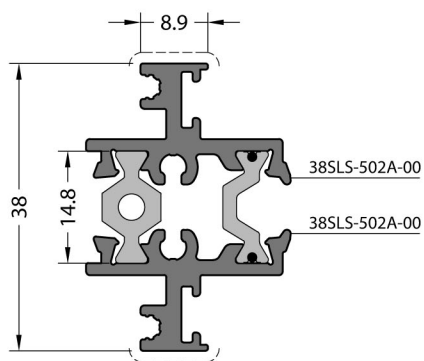
CODE / KOD
38SLS-402-00

THEORETICAL WEIGHT kg/m
TEORİK AĞIRLIK kg/m
0.593



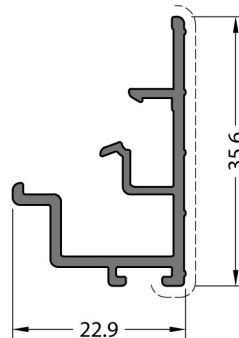
CODE / KOD
38SLS-403-00

THEORETICAL WEIGHT kg/m
TEORİK AĞIRLIK kg/m
0.492



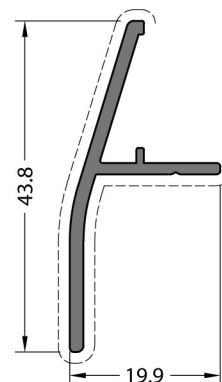
CODE / KOD
38SLS-502-00

THEORETICAL WEIGHT kg/m
TEORİK AĞIRLIK kg/m
0.798



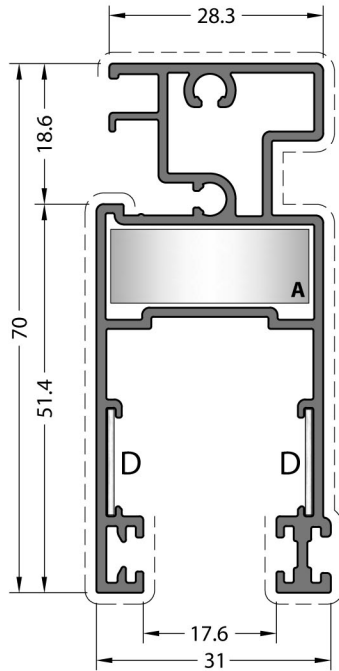
CODE / KOD
38SLS-421-00

THEORETICAL WEIGHT kg/m
TEORİK AĞIRLIK kg/m
0.329



CODE / KOD
38SLS-520-00

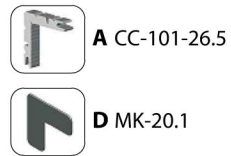
THEORETICAL WEIGHT kg/m
TEORİK AĞIRLIK kg/m
0.290



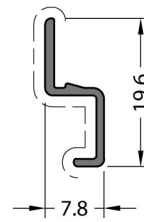
CODE / KOD
38SLS-251-00

THEORETICAL WEIGHT kg/m
TEORİK AĞIRLIK kg/m
1.012

CORNER JOINTS
KÖŞE BAĞLANTILAR

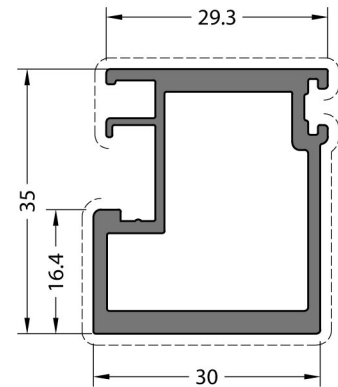


DIE-CAST CORNER JOINT
PİMLİ BAĞLANTI



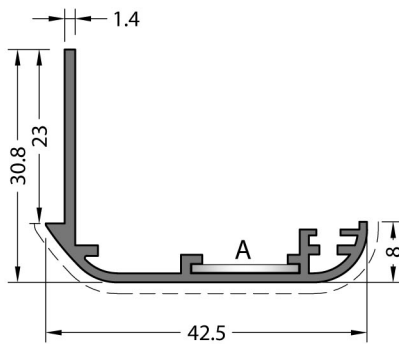
CODE / KOD
38T-252-00

THEORETICAL WEIGHT kg/m
TEORİK AĞIRLIK kg/m
0.084



CODE / KOD
38SLS-252-00

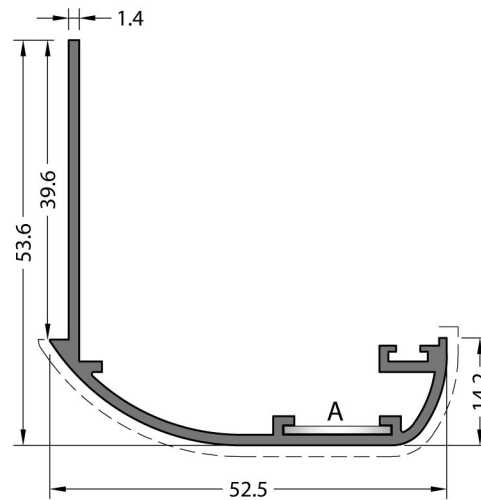
THEORETICAL WEIGHT kg/m
TEORİK AĞIRLIK kg/m
0.774



CODE / KOD
07-102-00

THEORETICAL WEIGHT kg/m
TEORİK AĞIRLIK kg/m
0.324

CORNER JOINT
KÖŞE BAĞLANTI

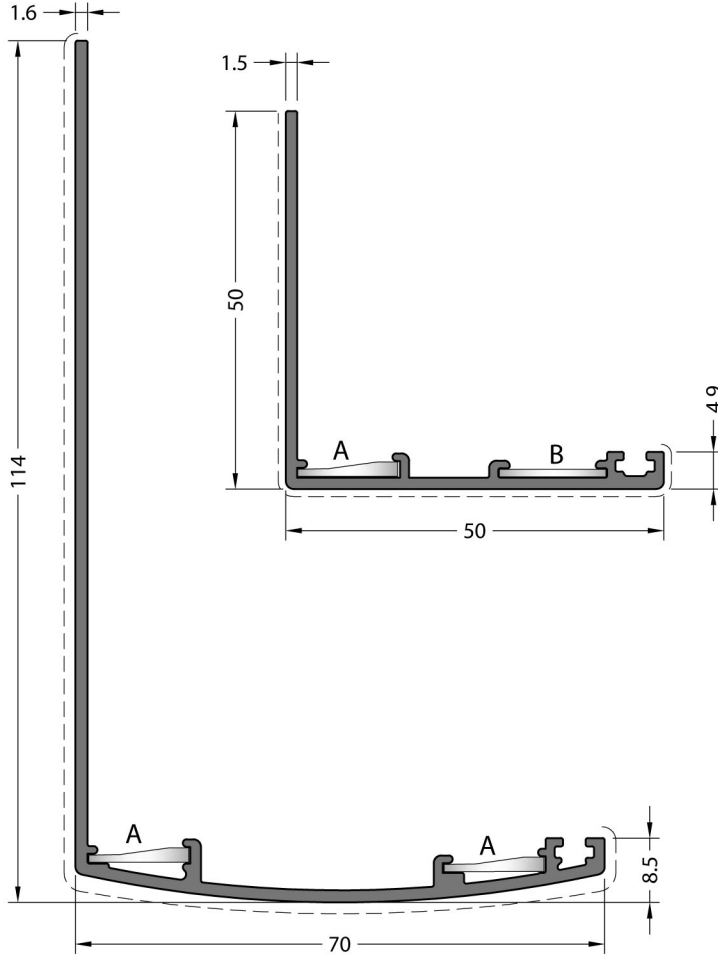


CODE / KOD
07-103-00

THEORETICAL WEIGHT kg/m
TEORİK AĞIRLIK kg/m
0.488

CORNER JOINT
KÖŞE BAĞLANTI





CODE / KOD
07-108-015

THEORETICAL WEIGHT kg/m
TEORİK AĞIRLIK kg/m
0.462

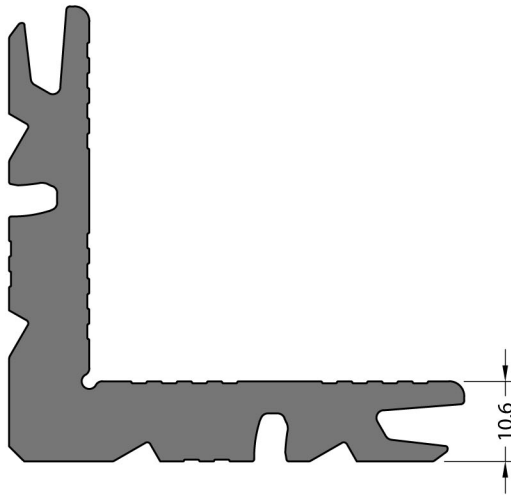
CORNER JOINTS
KÖŞE BAĞLANTILAR



CODE / KOD
07-105-00

THEORETICAL WEIGHT kg/m
TEORİK AĞIRLIK kg/m
0.875

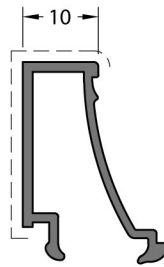
CORNER JOINT
KÖŞE BAĞLANTI



Mill Finish / Pres
No visible surface. Görünen yüzeyi yoktur.

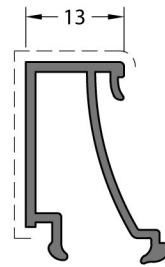
CODE / KOD
09-101-00

THEORETICAL WEIGHT kg/m
TEORİK AĞIRLIK kg/m
2.570



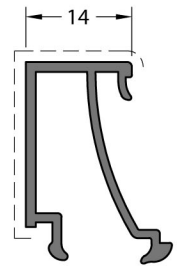
CODE / KOD
08-103-00

THEORETICAL WEIGHT kg/m
TEORİK AĞIRLIK kg/m
0.237



CODE / KOD
08-104-00

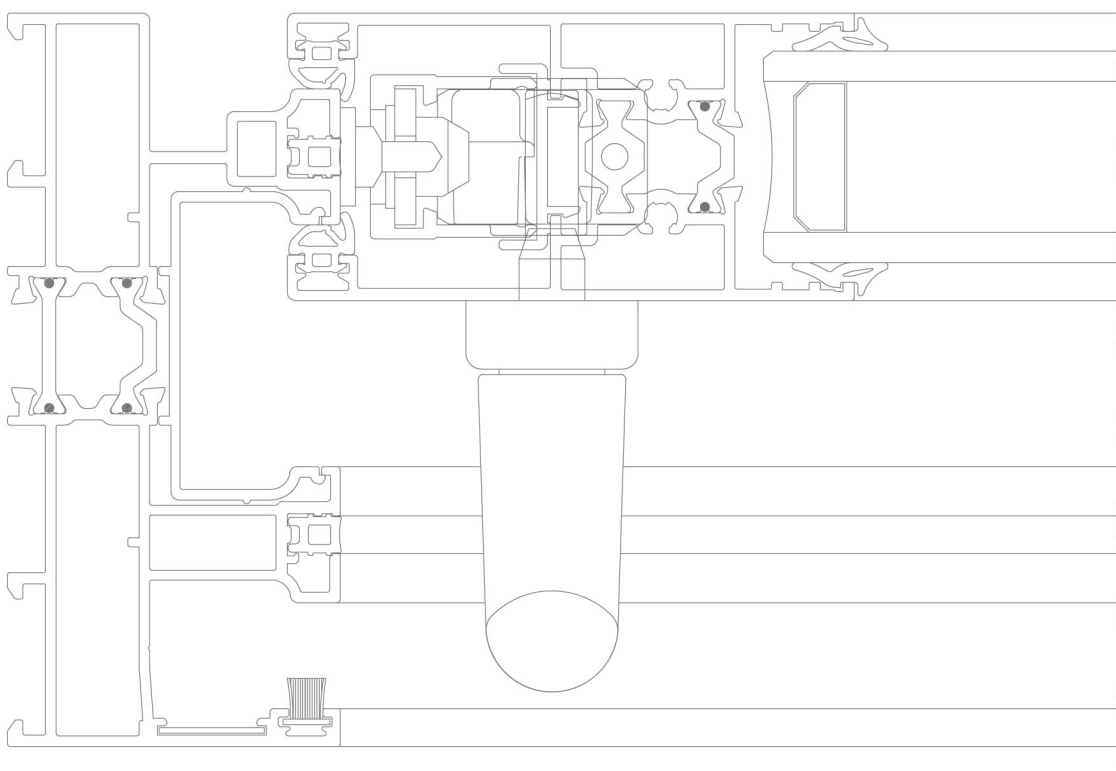
THEORETICAL WEIGHT kg/m
TEORİK AĞIRLIK kg/m
0.256




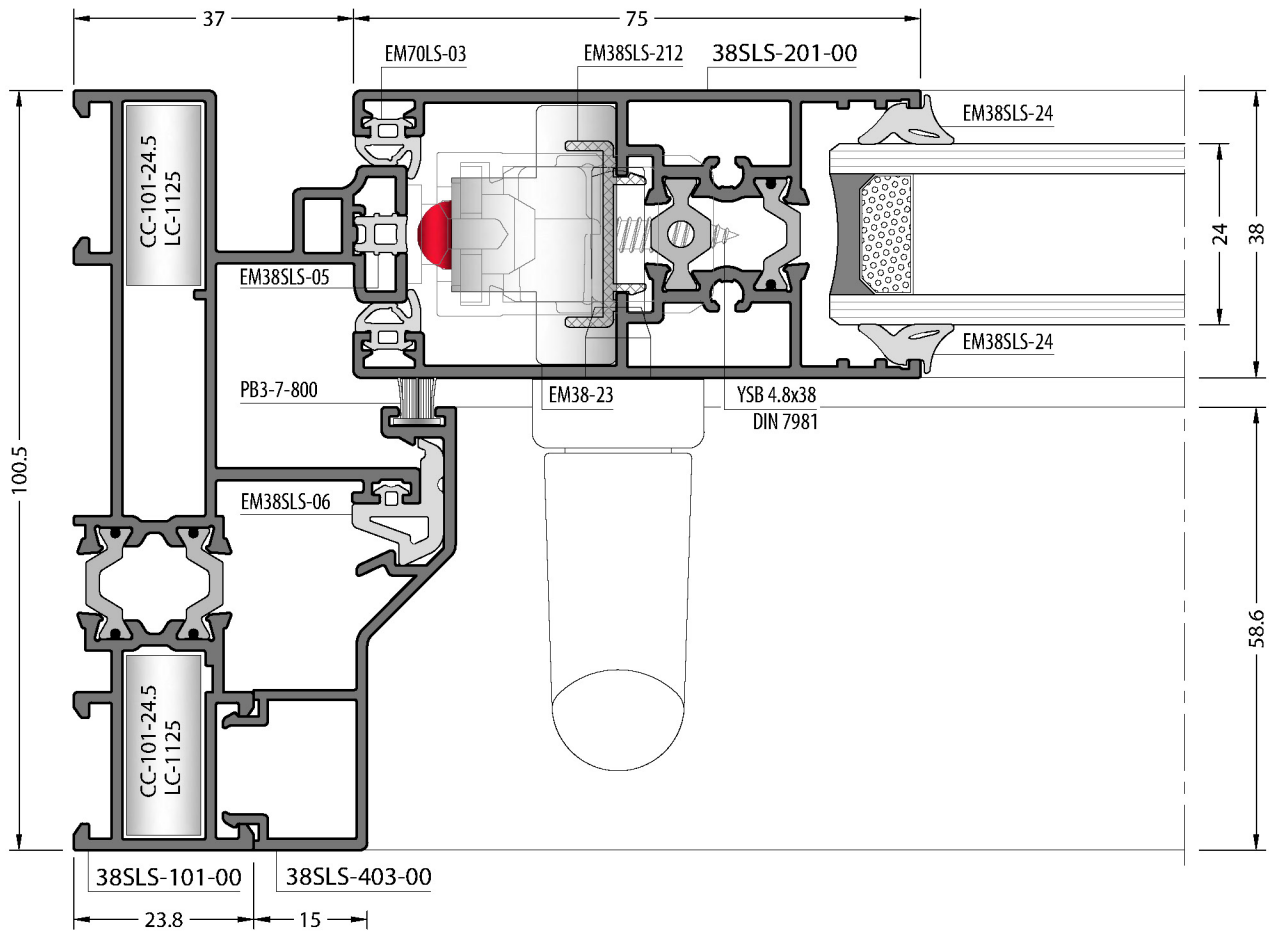
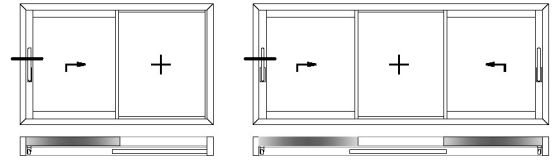
CODE / KOD
08-105-00

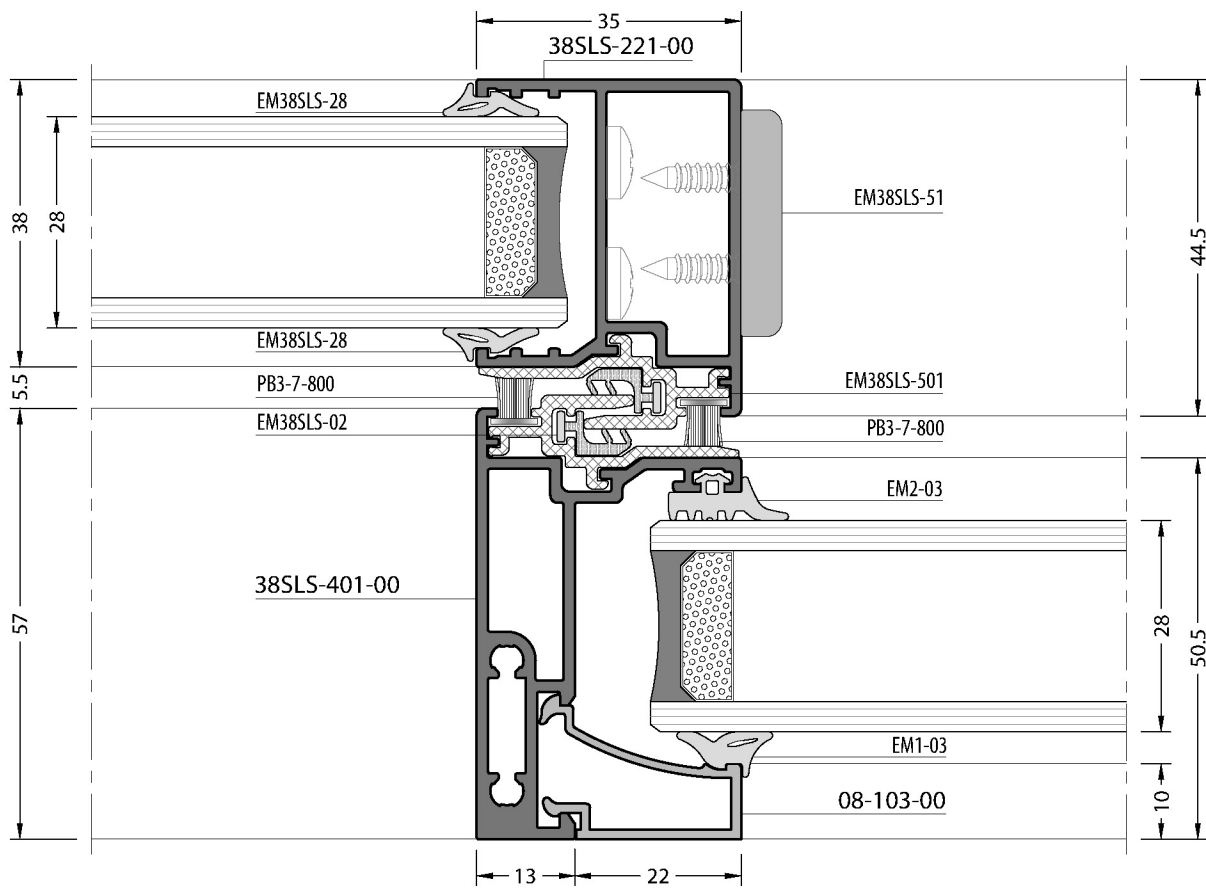
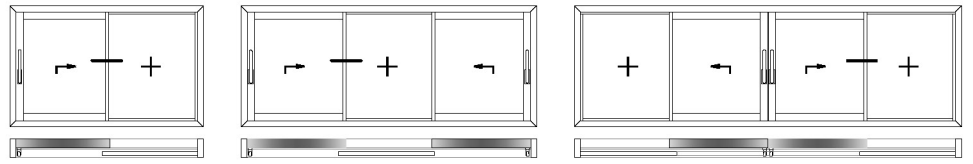
THEORETICAL WEIGHT kg/m
TEORİK AĞIRLIK kg/m
0.260

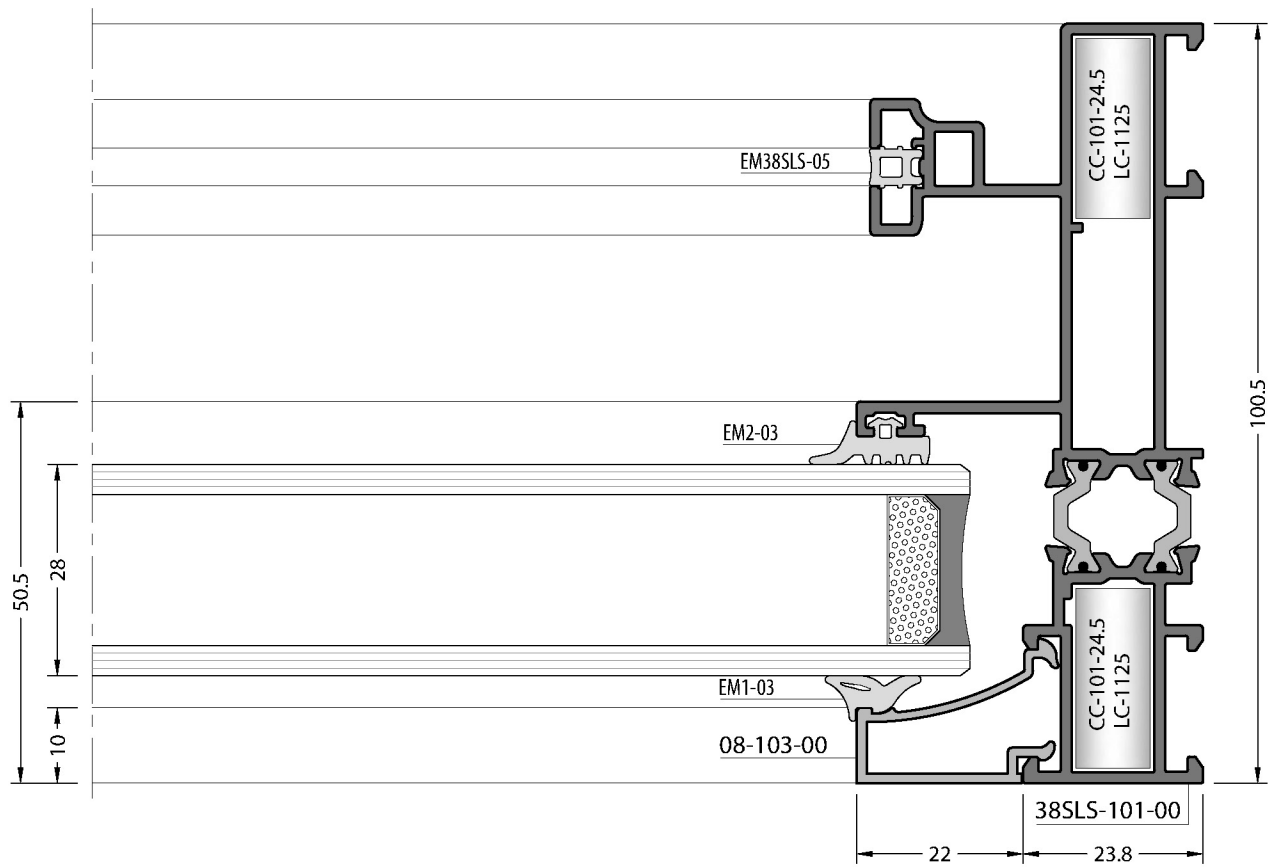
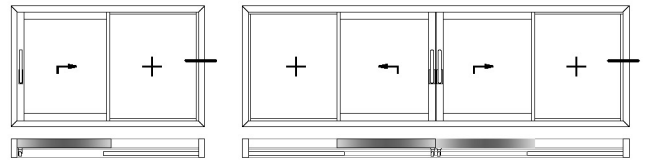
DETAILS
DETAYLAR

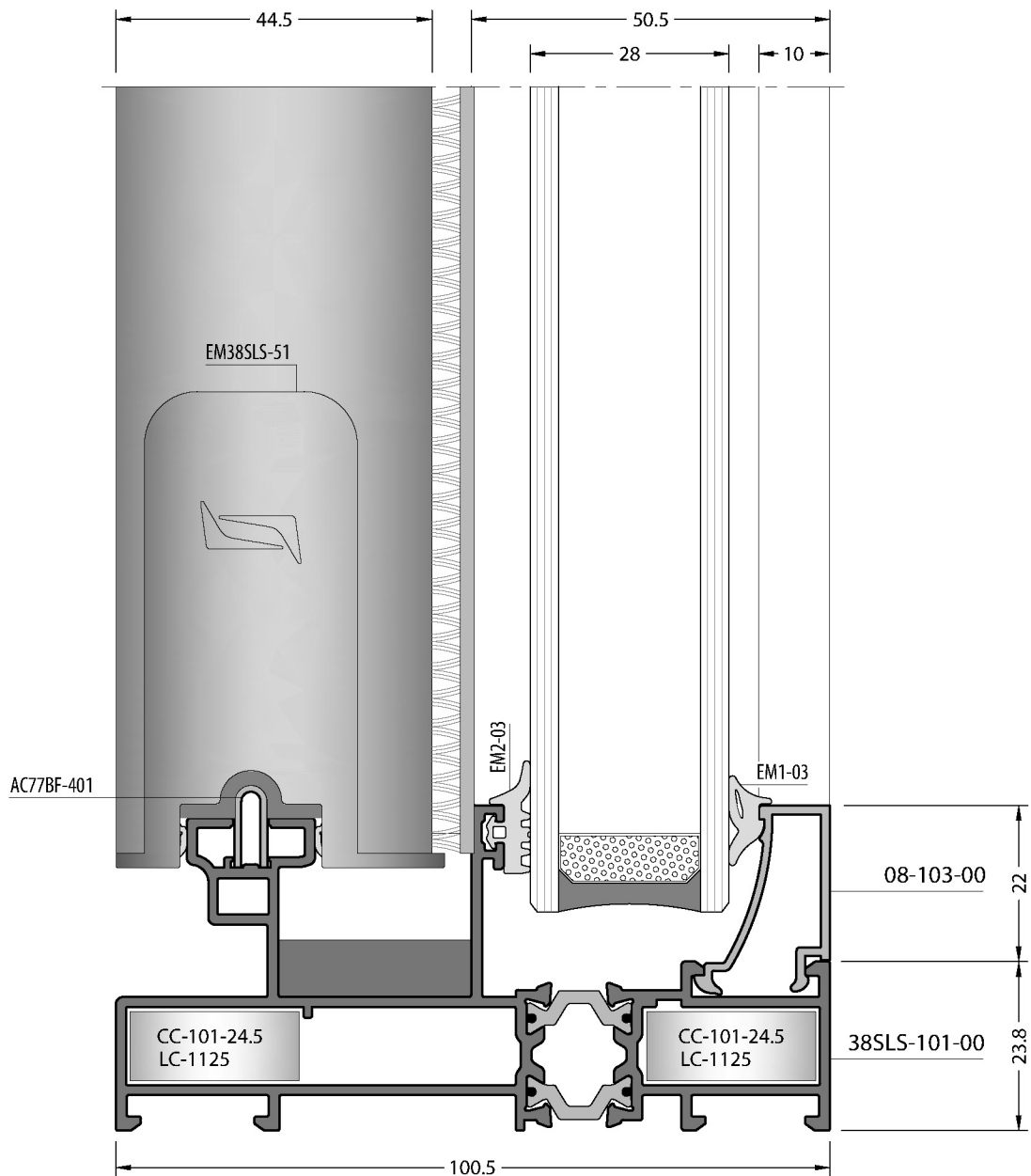
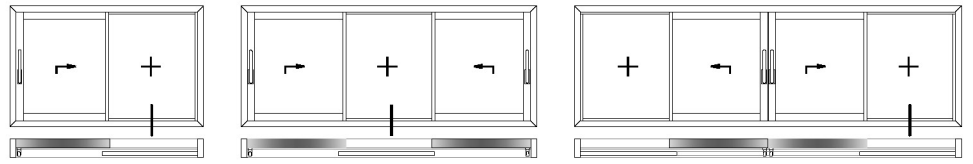
SLIDING ACCESSORIES VARIETIES
SÜRME VE AKSEUAR ÇEŞİTLERİ


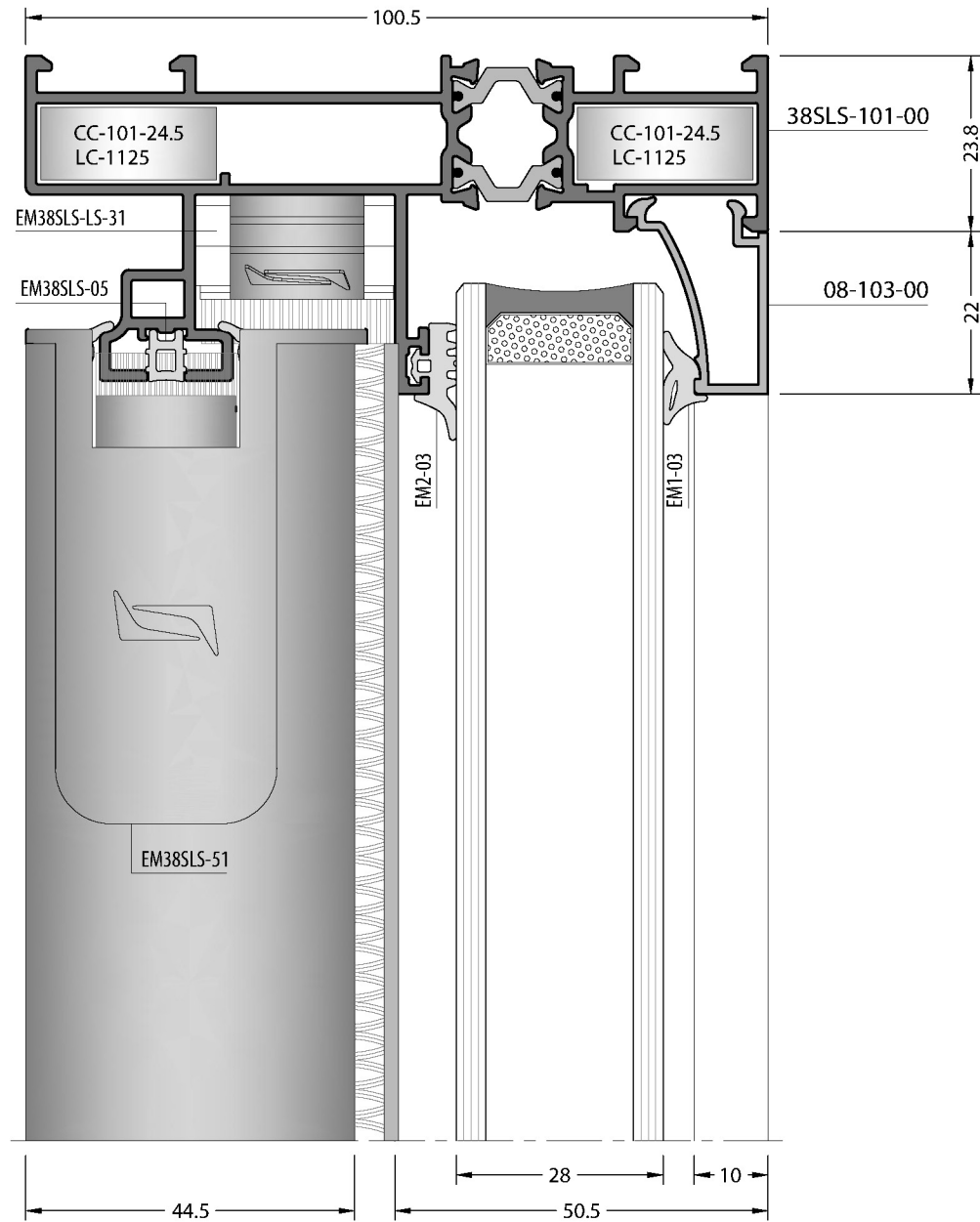
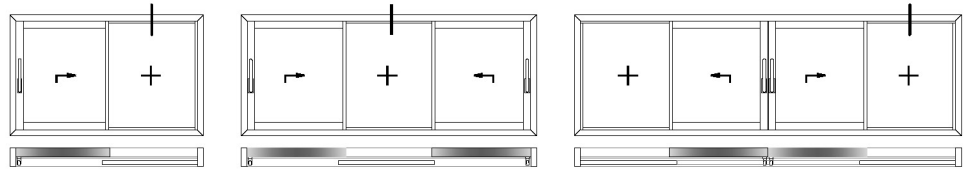
CODE KOD	VIEW RESİM	DESCRIPTION TANIM	QUANTITY MİKTAR
008.07.9060		LIFT AND SLIDE HANDLE WITH 7mm PIN 7 mm KARE MİLLİ KOL	1 Piece / Adet
028.99.0141		ESPAGNOLETTE İSPANYOLET - 1700 mm	1 Piece / Adet
028.99.0142		ESPAGNOLETTE İSPANYOLET - 2000 mm	
028.99.0143		ESPAGNOLETTE İSPANYOLET - 2300 mm	
028.99.0144		ESPAGNOLETTE İSPANYOLET - 2600 mm	
028.99.0116		STRIKER KARŞILIK	1 Piece / Adet
028.99.0008		STRIKER KARŞILIK	1 Piece / Adet

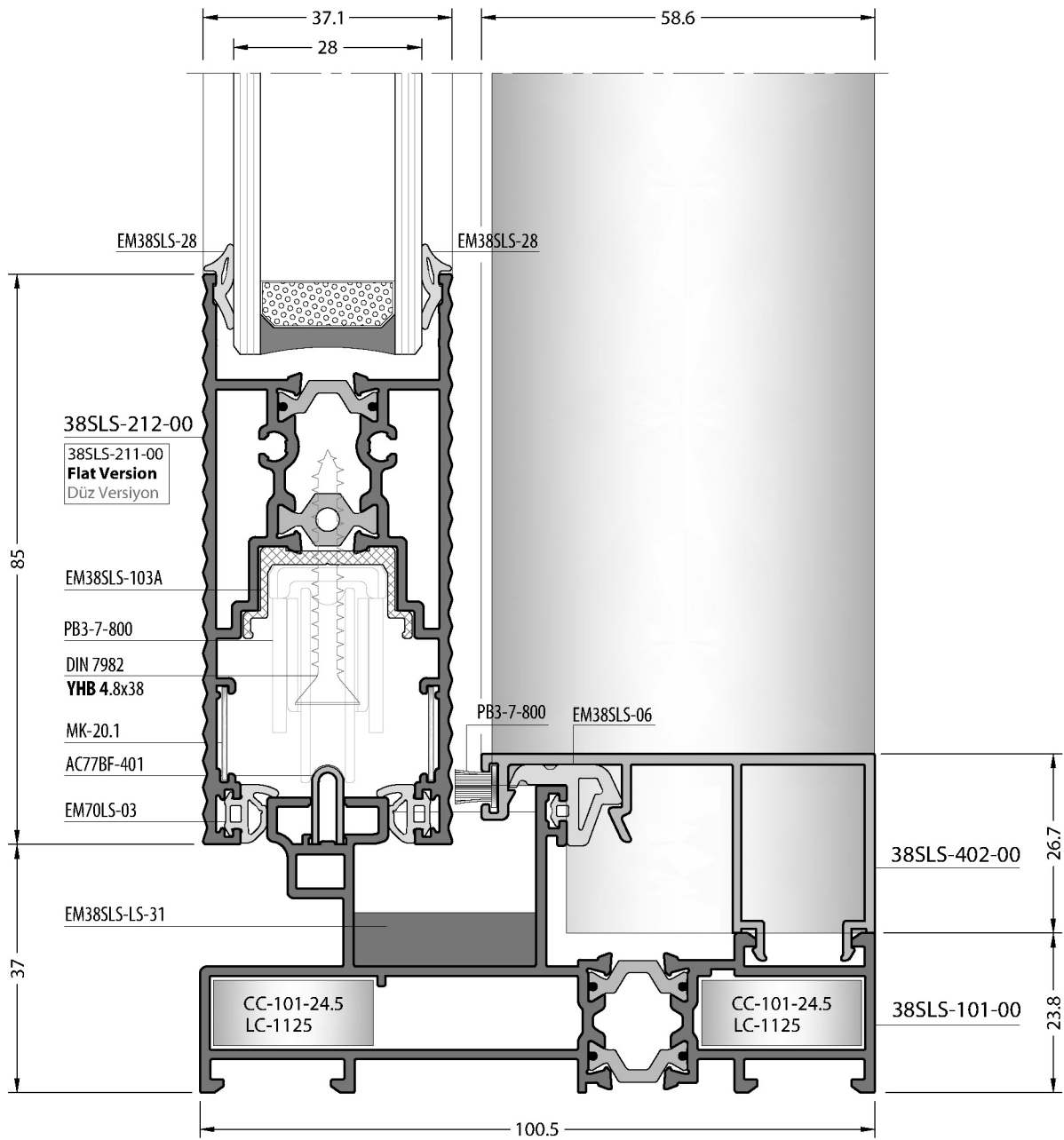
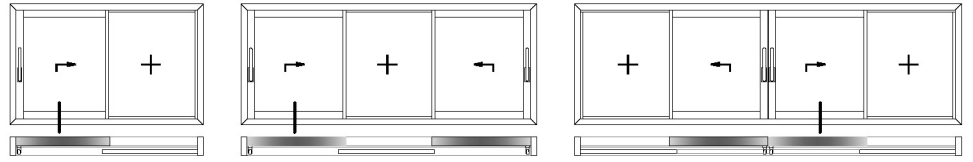


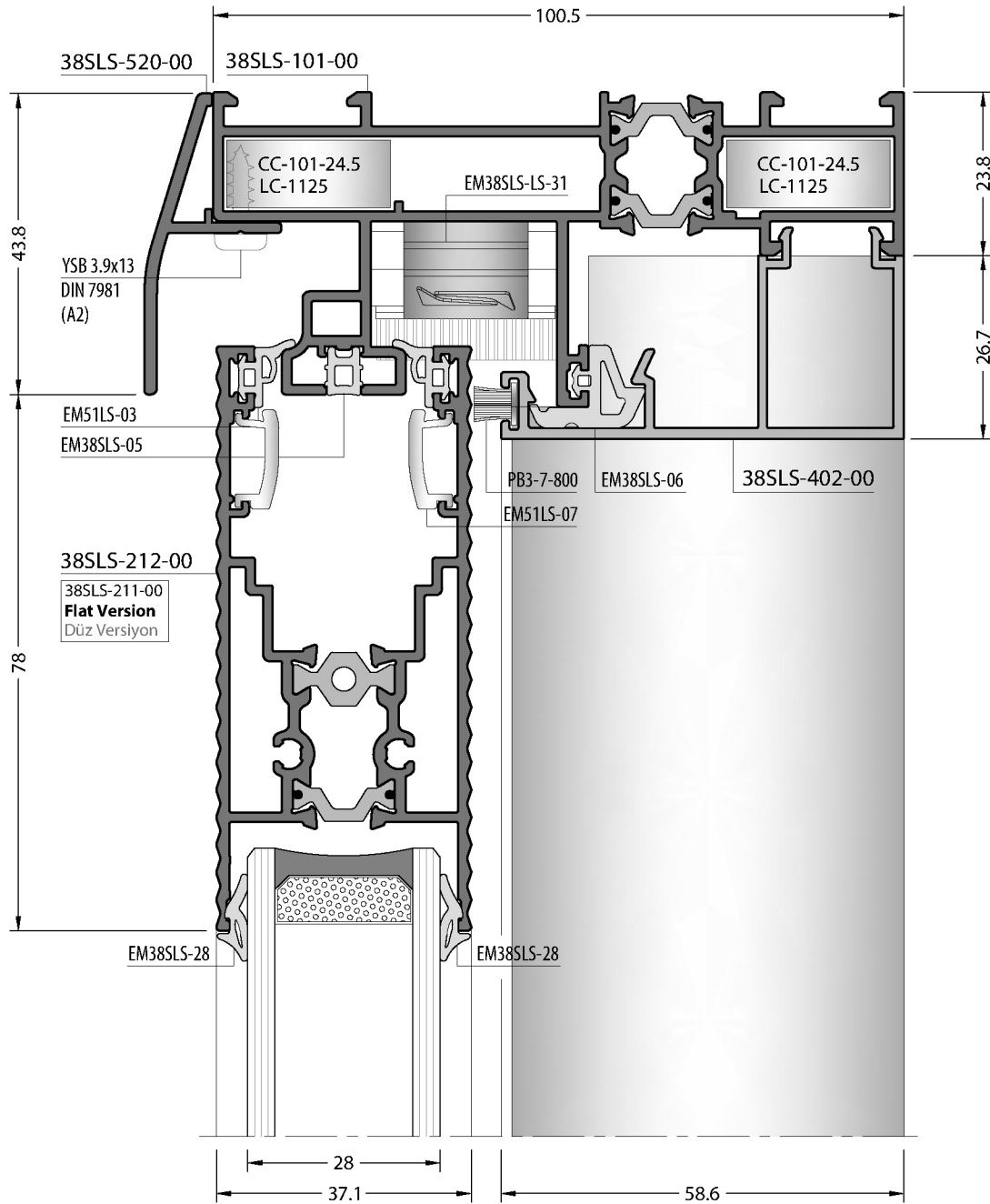
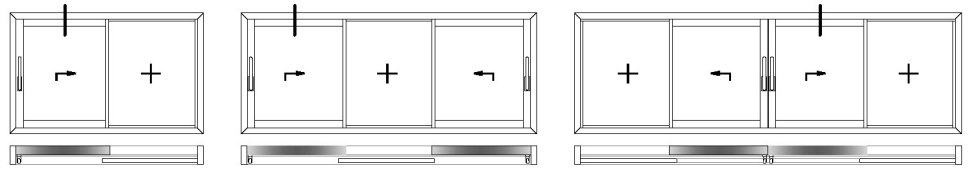


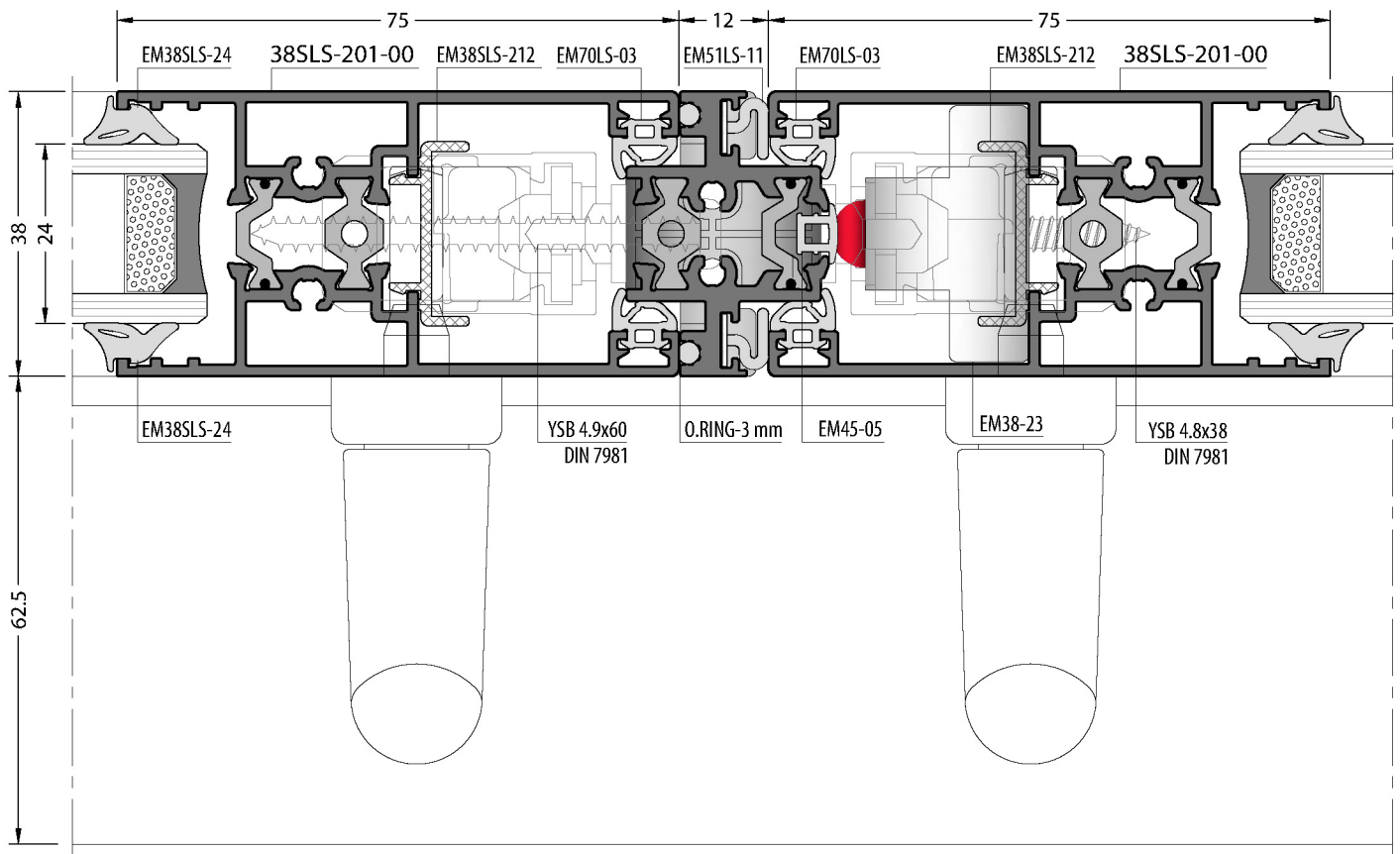
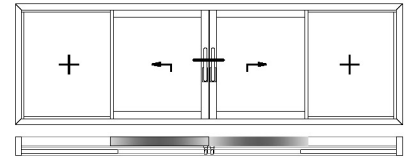


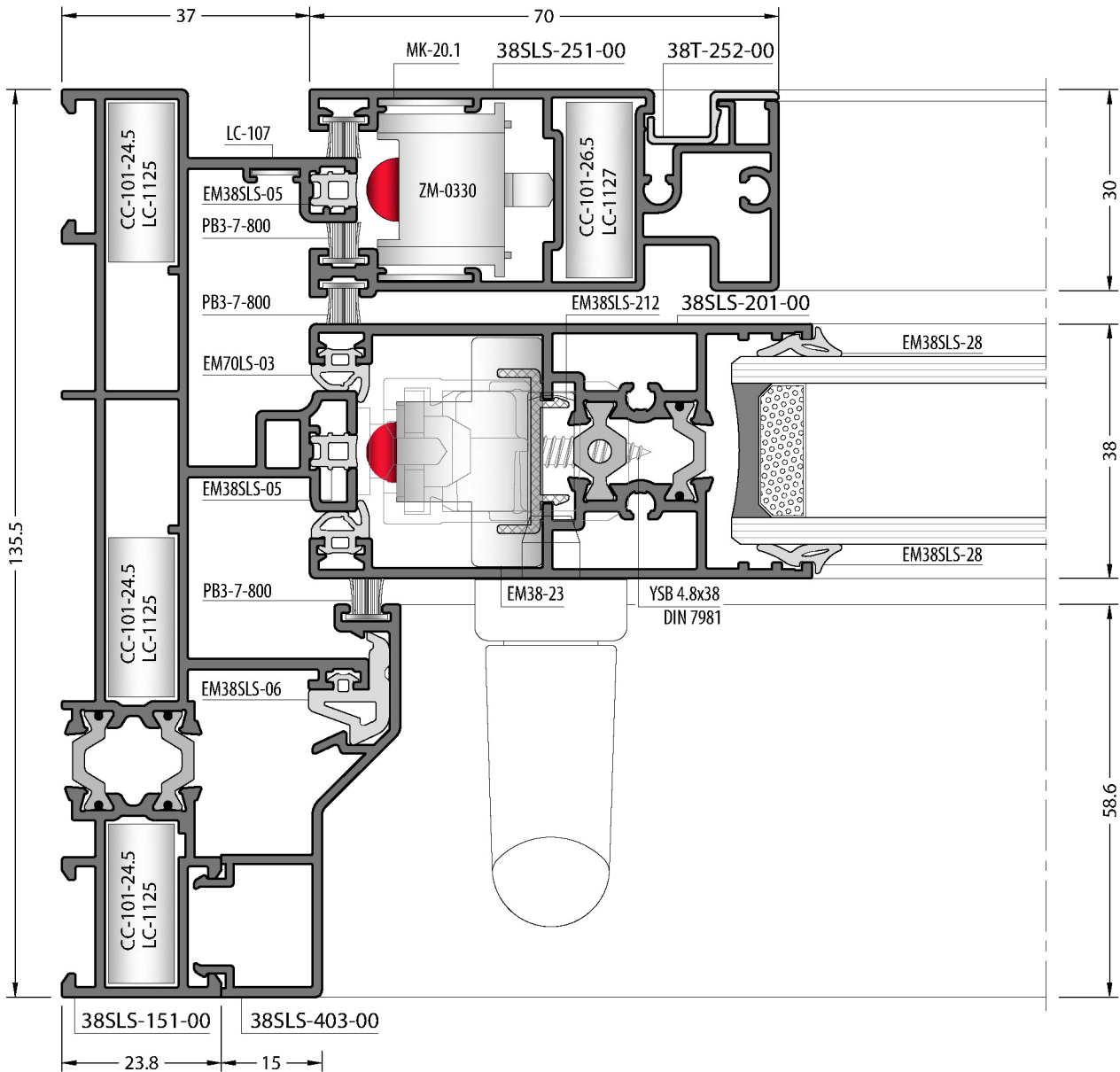
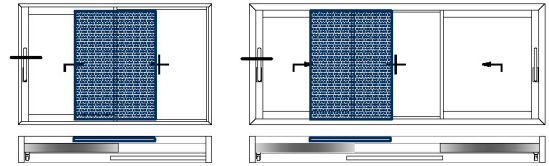


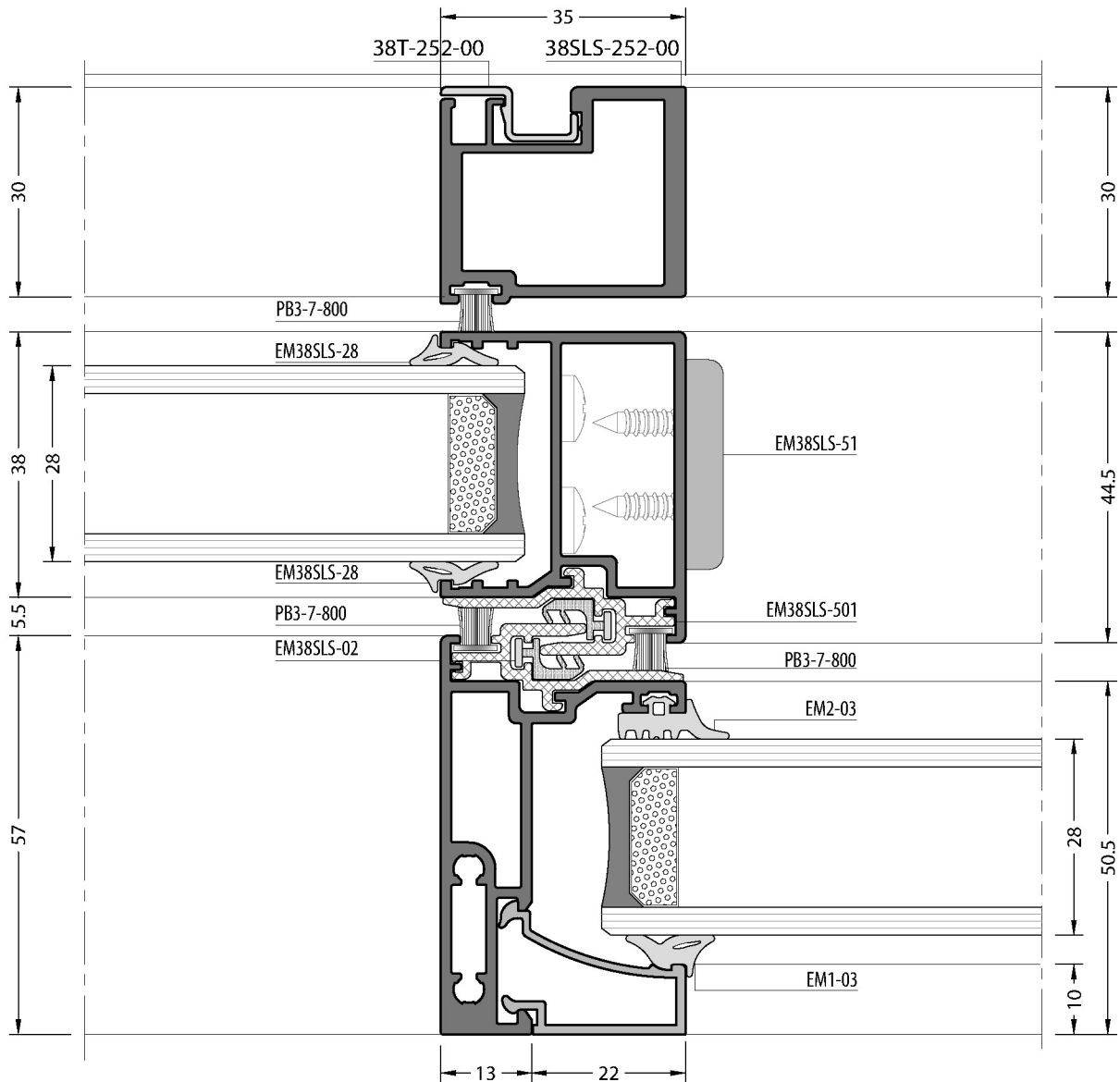
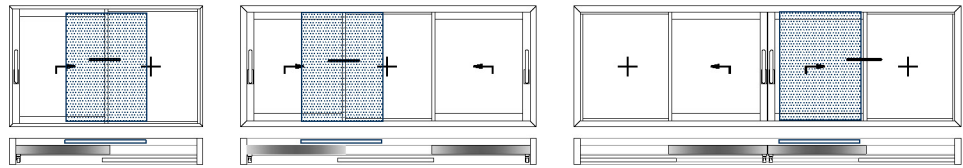


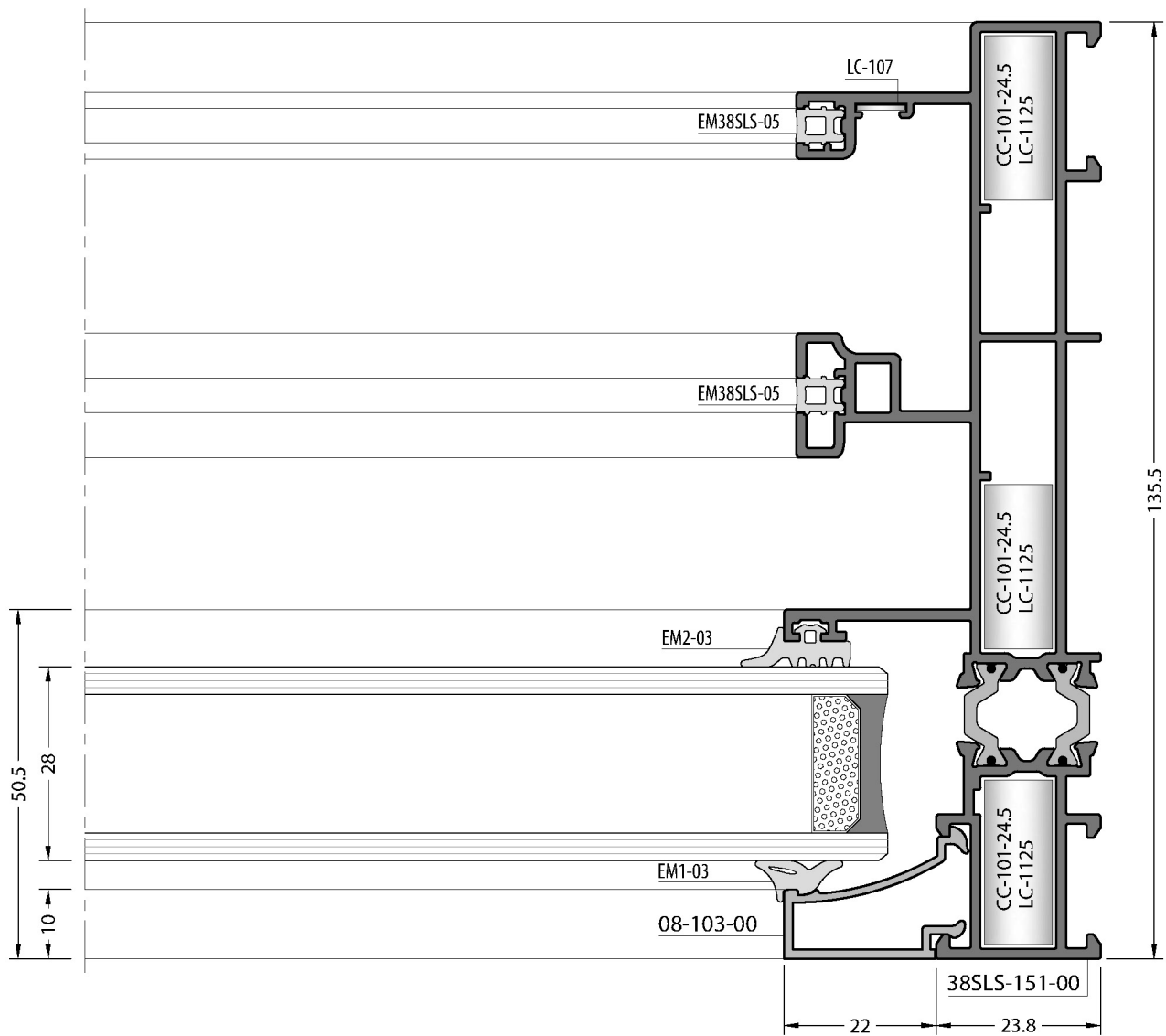
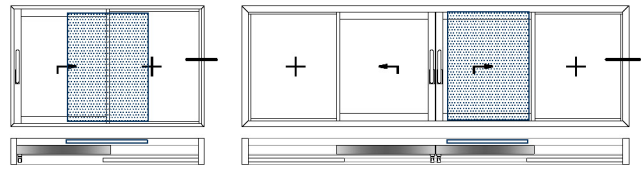


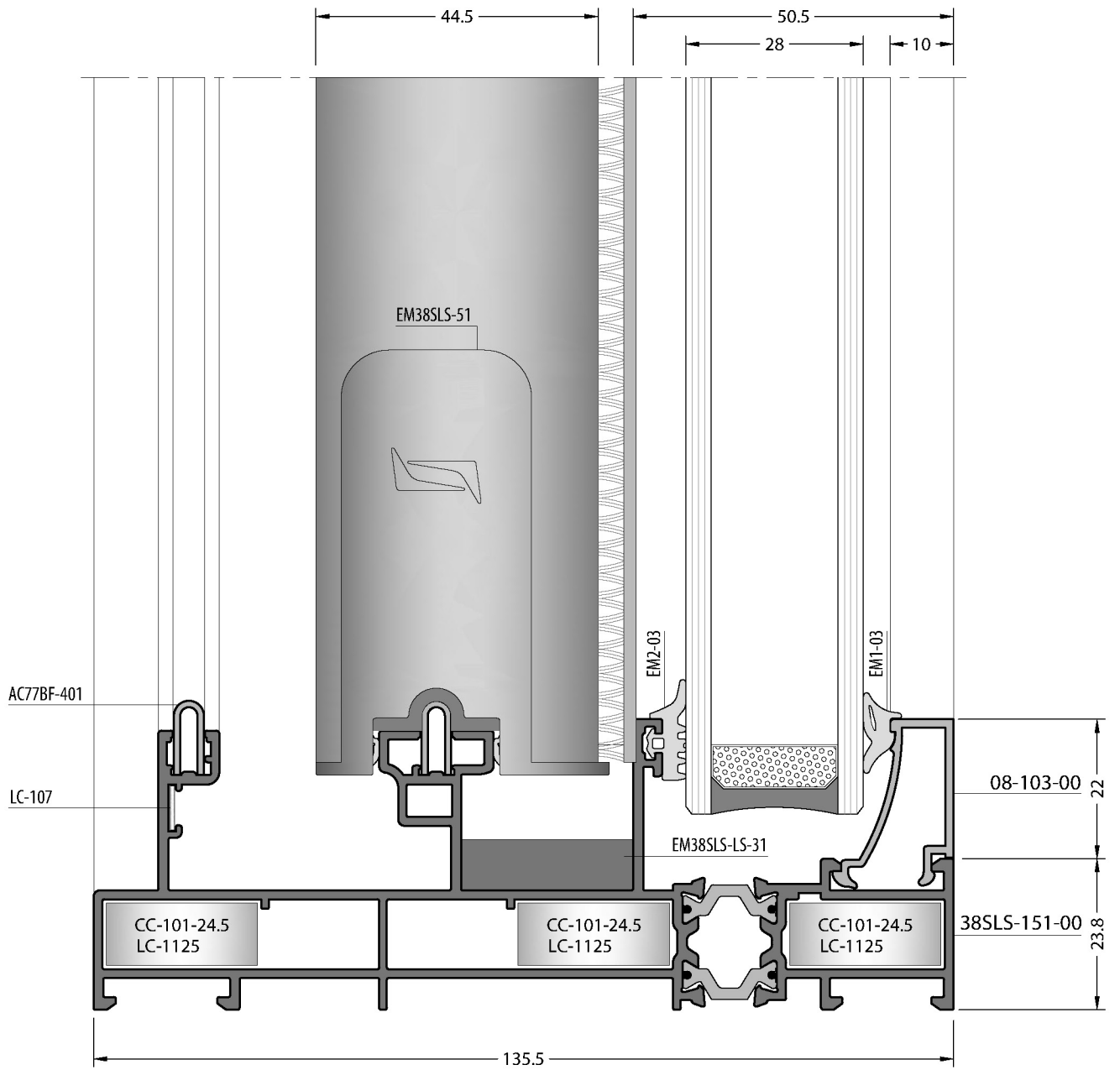
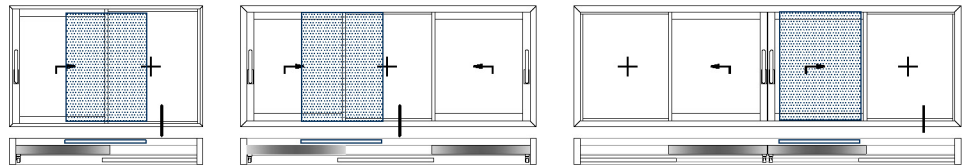


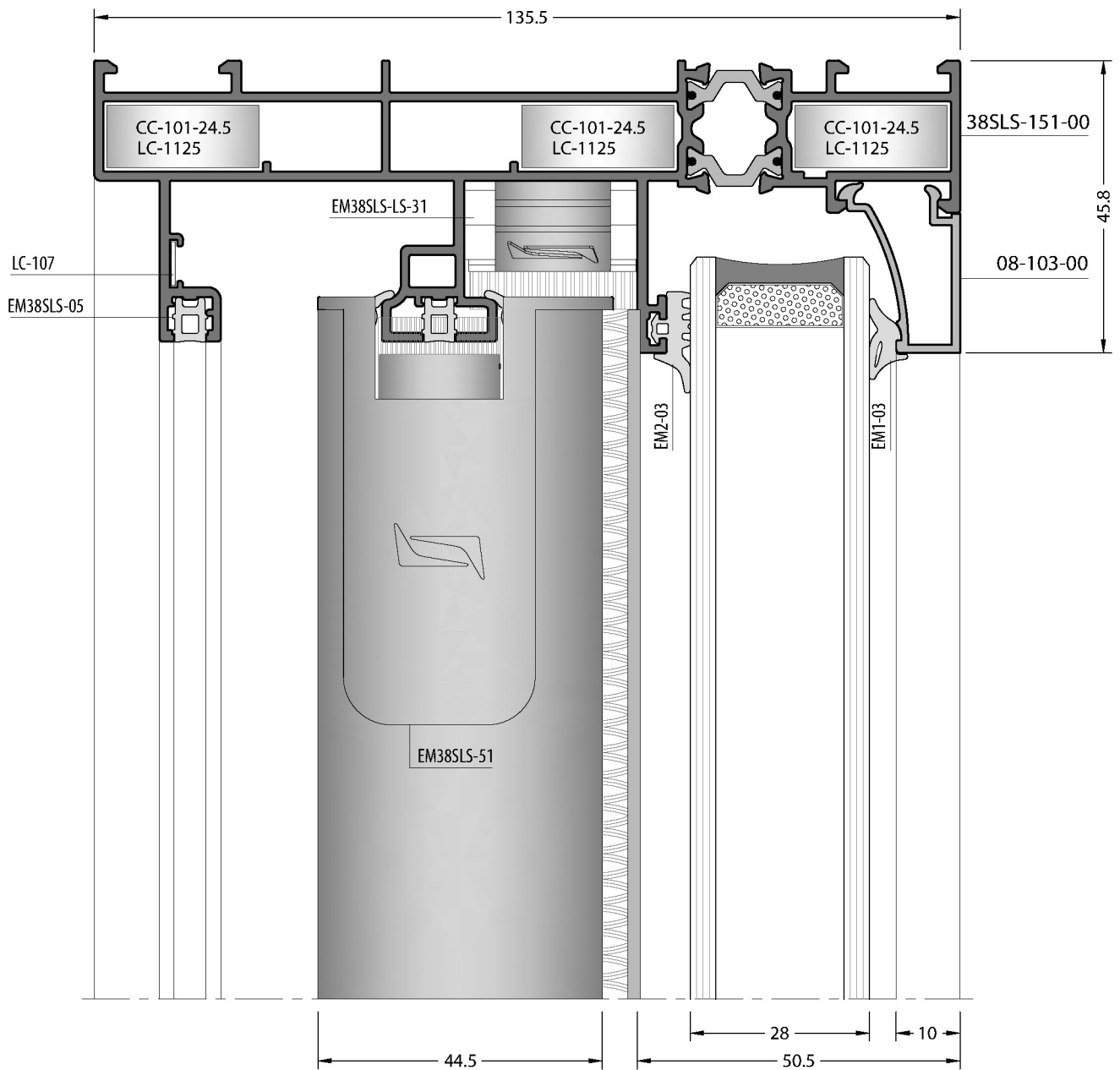
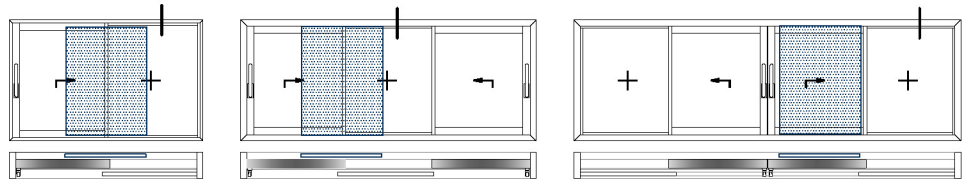


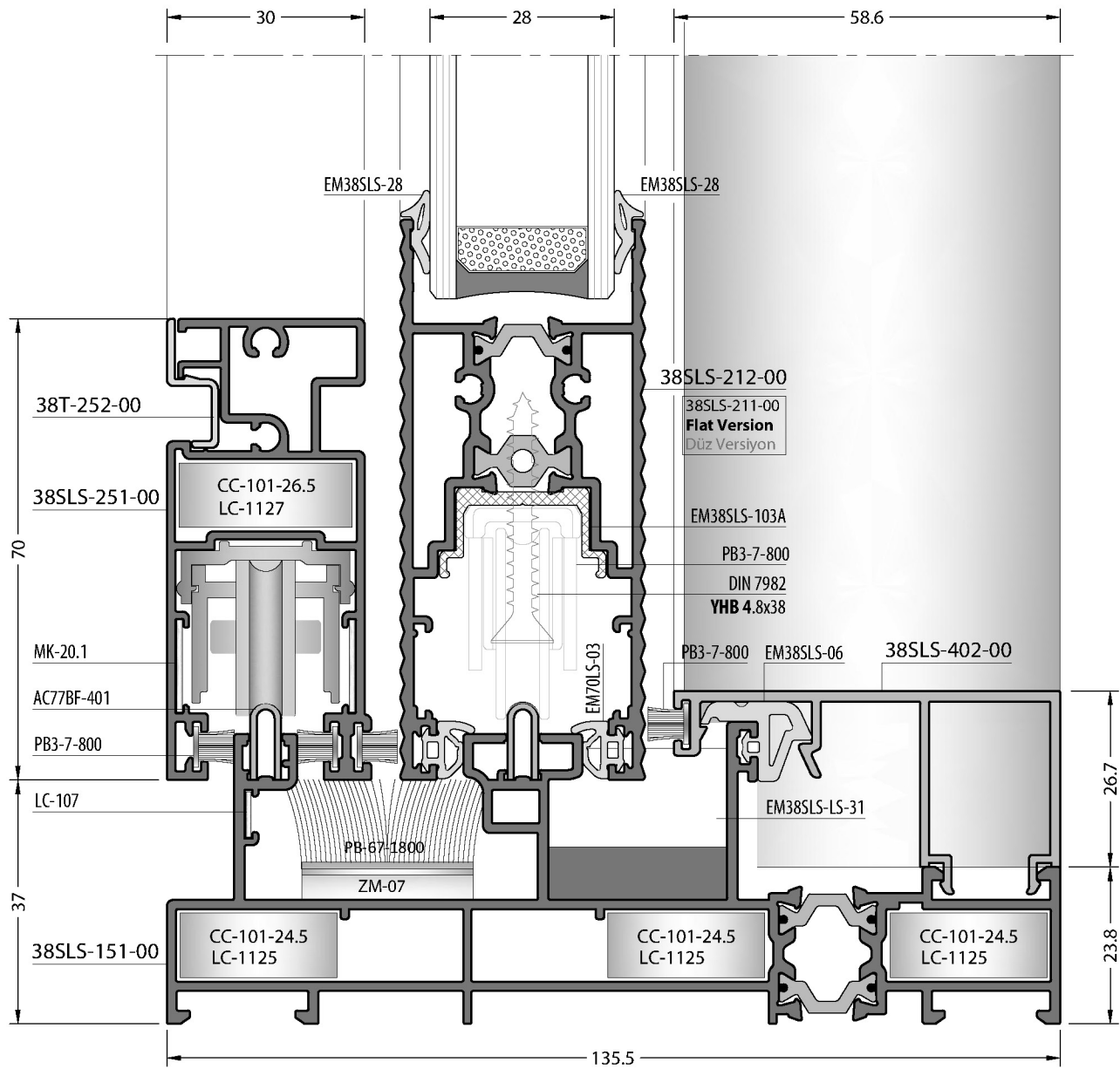
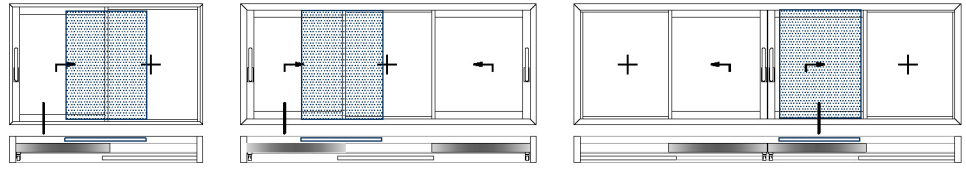


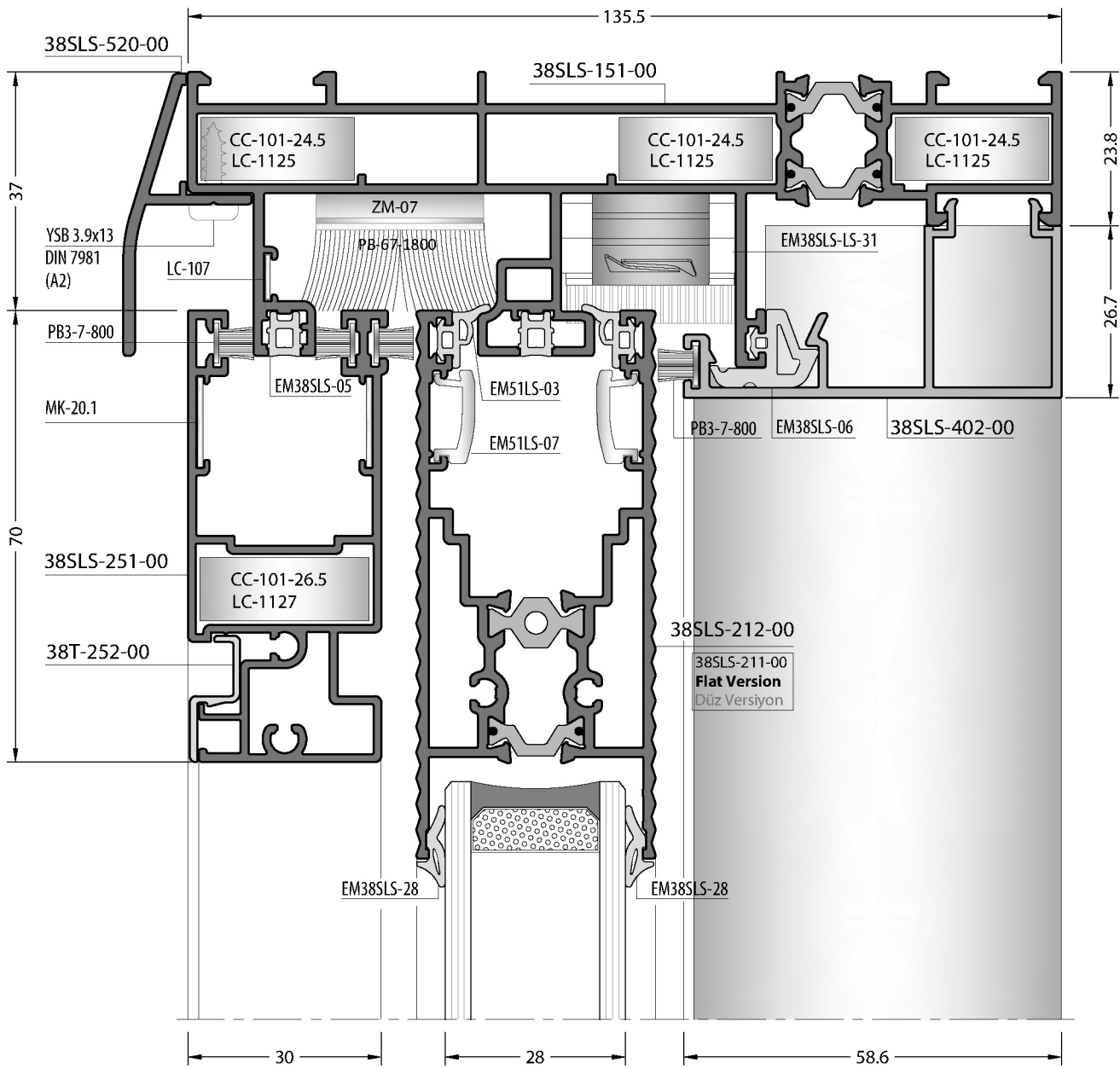
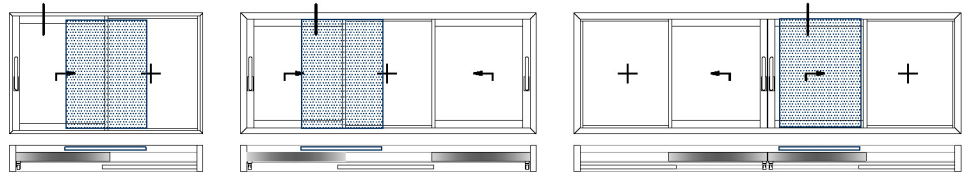


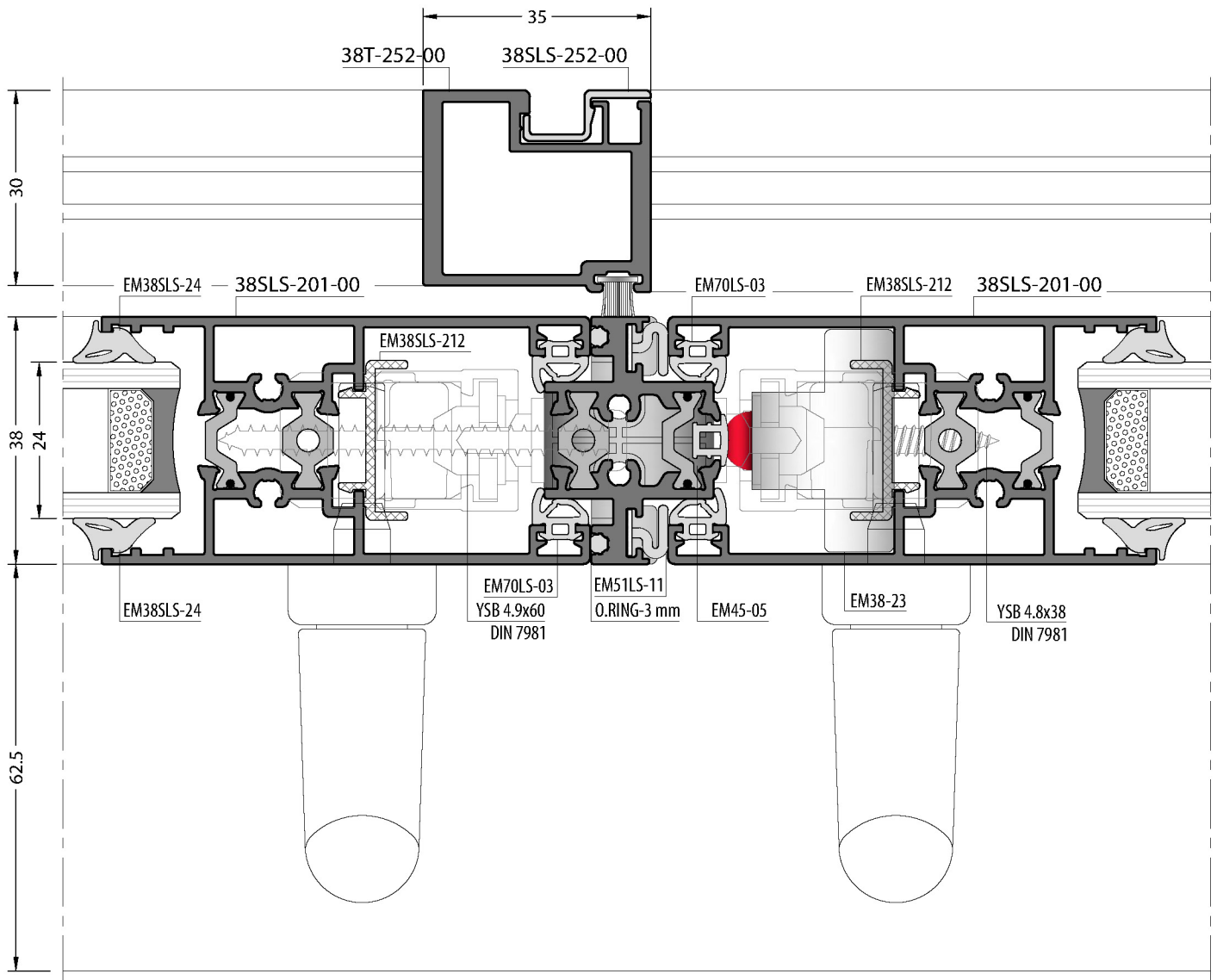
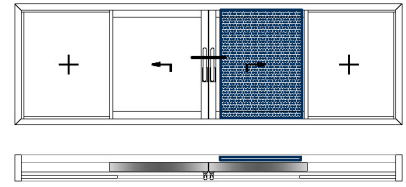


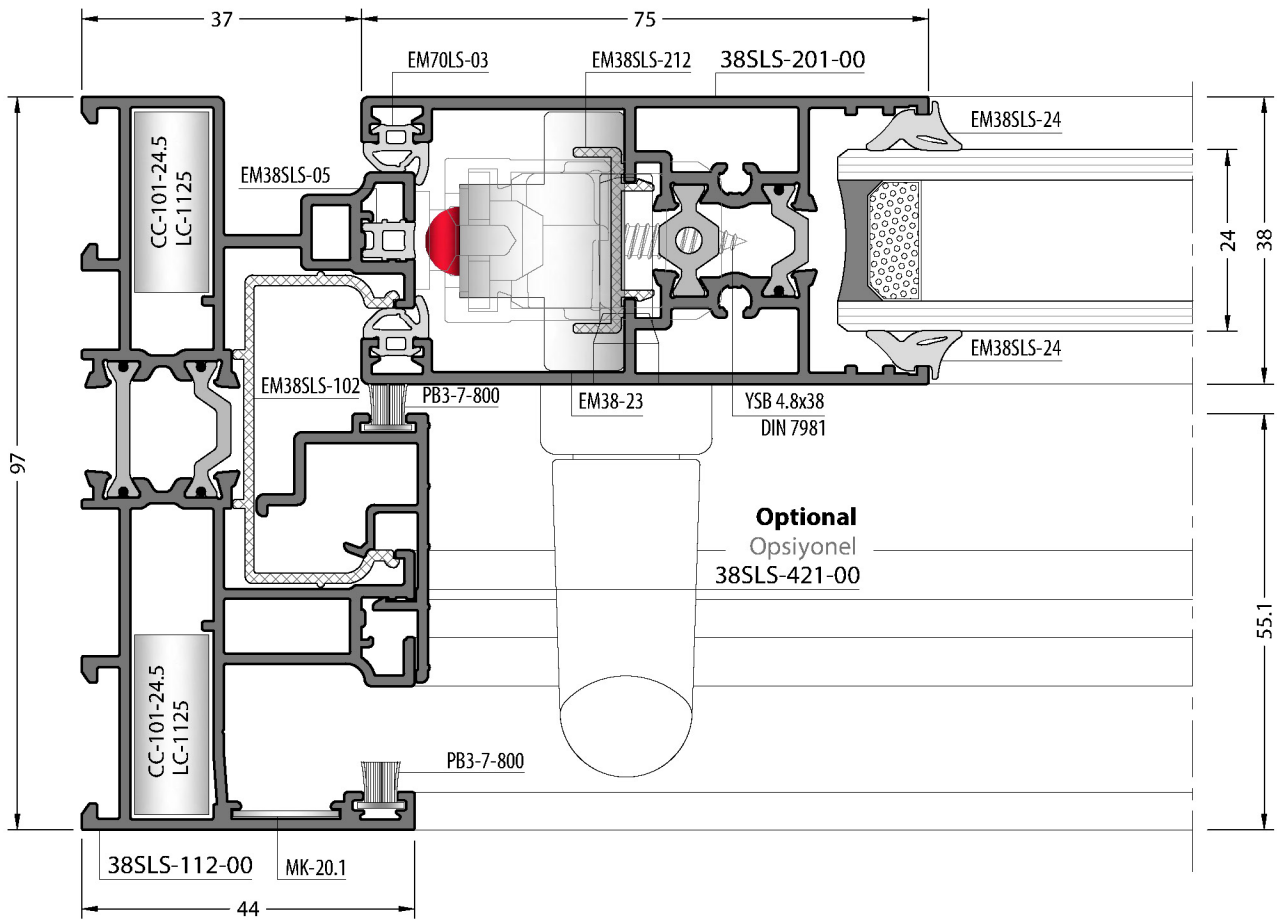
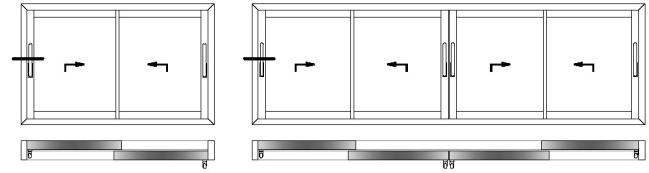


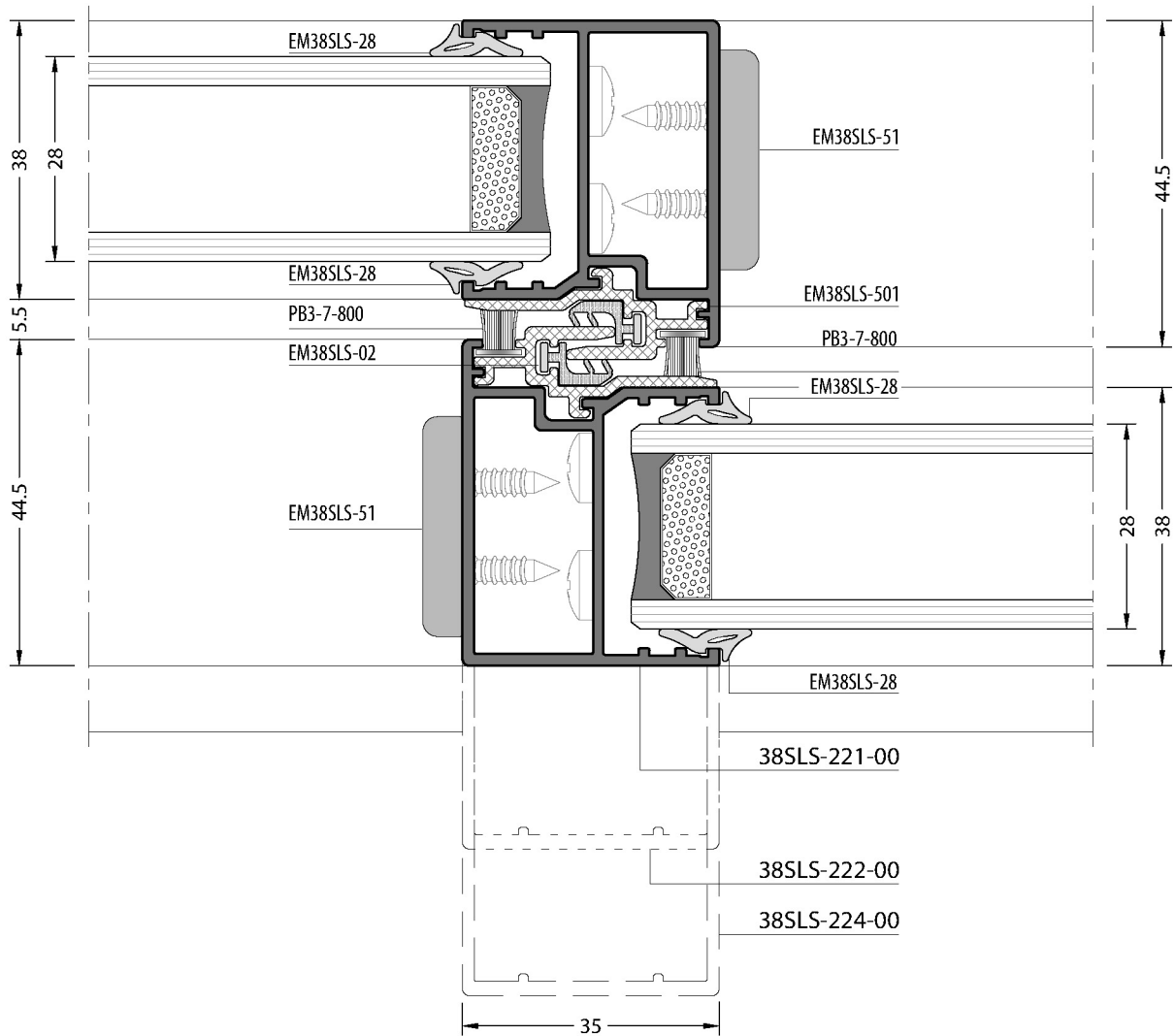
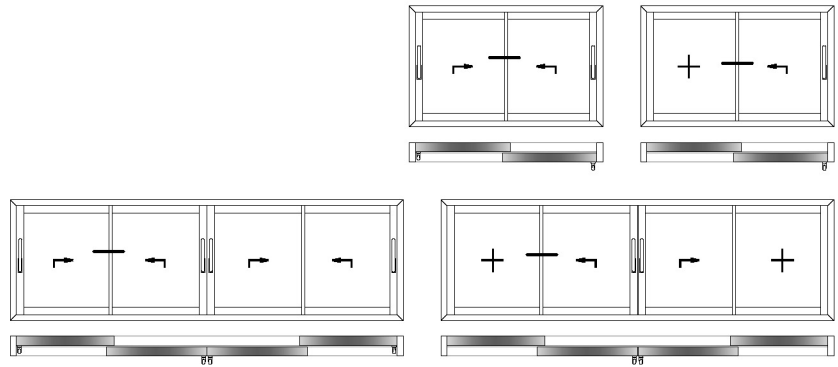


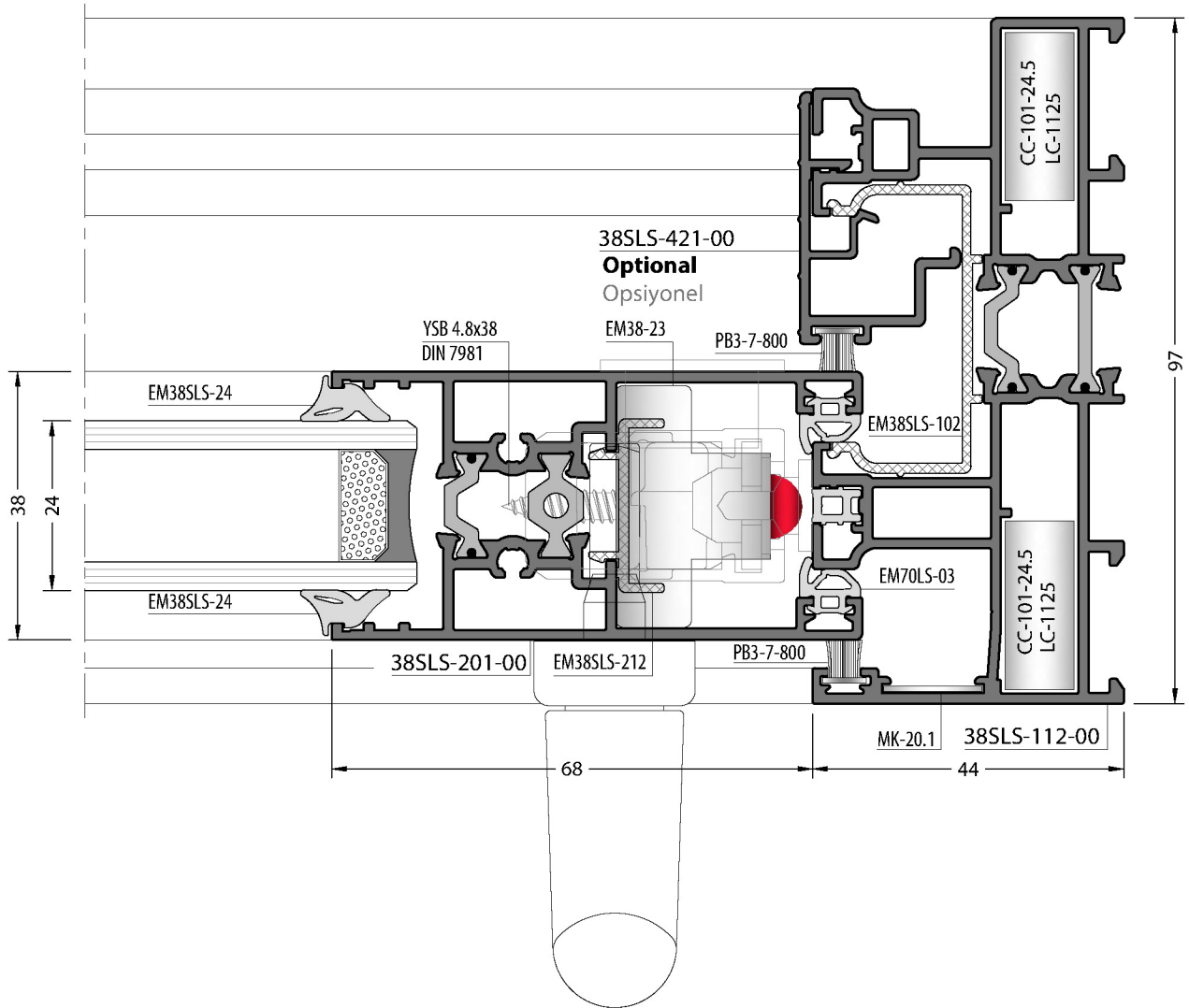
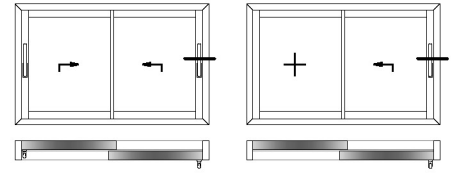


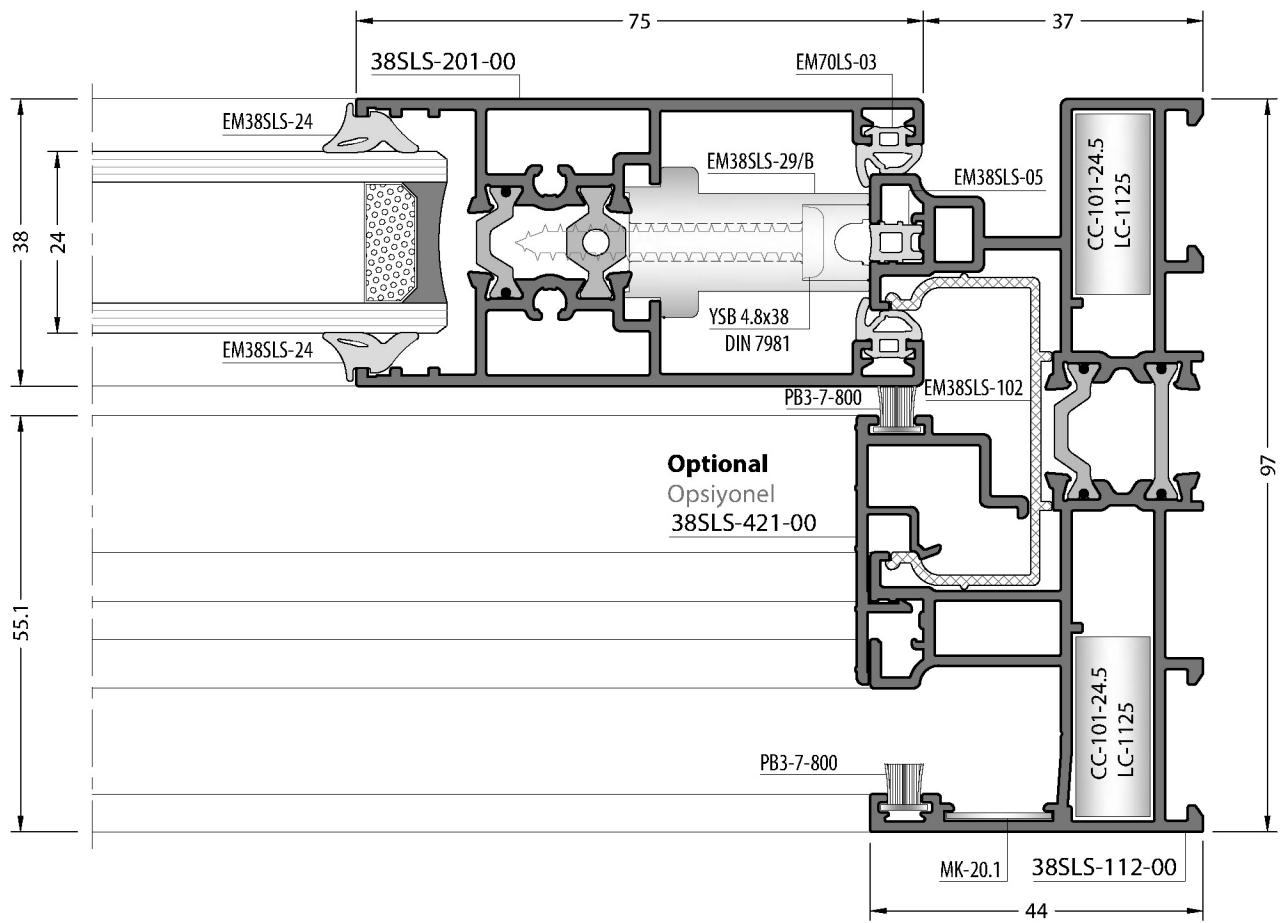
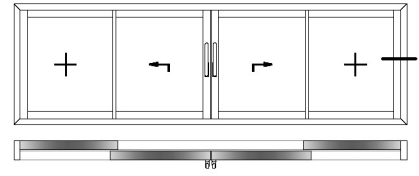


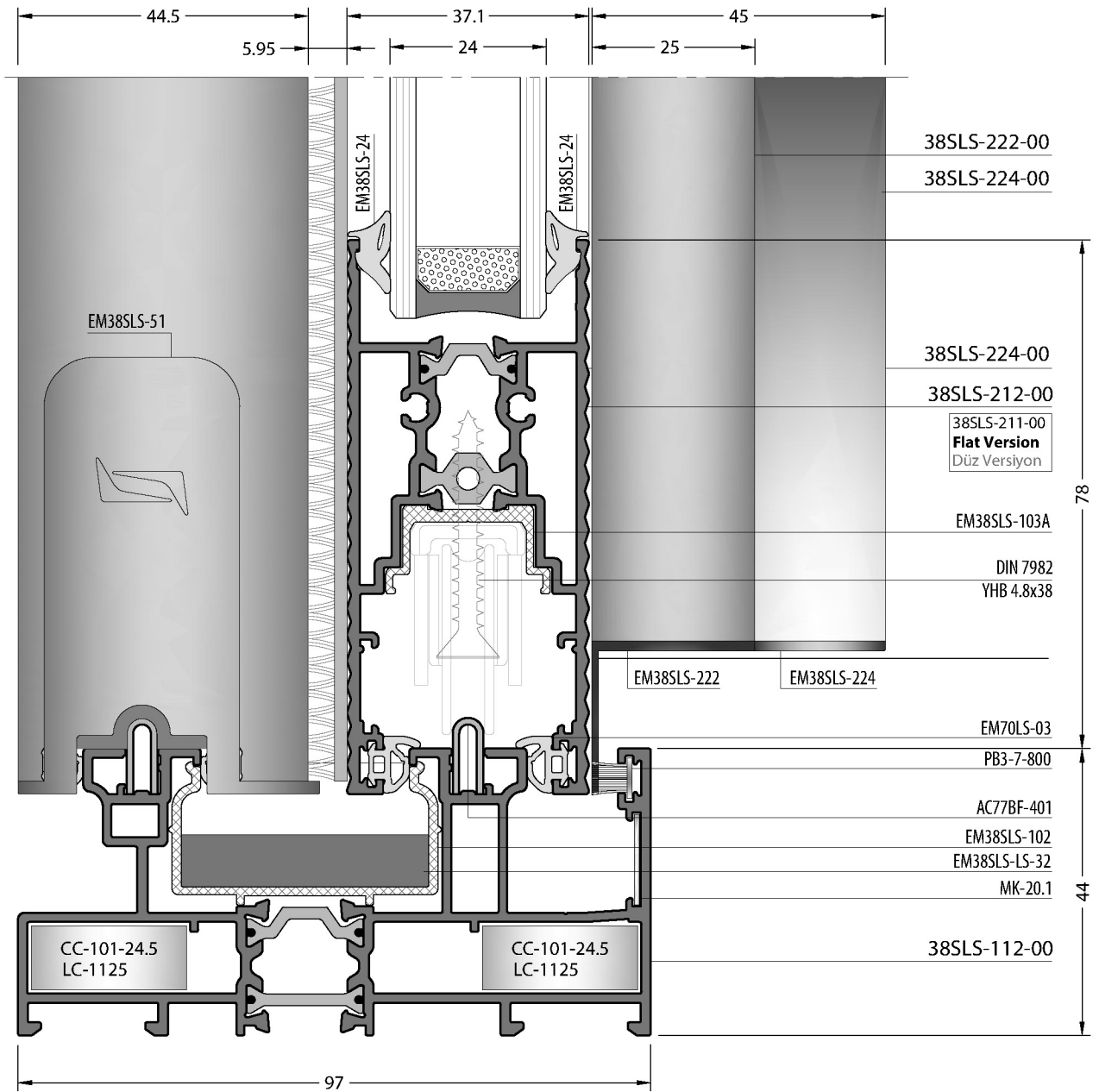
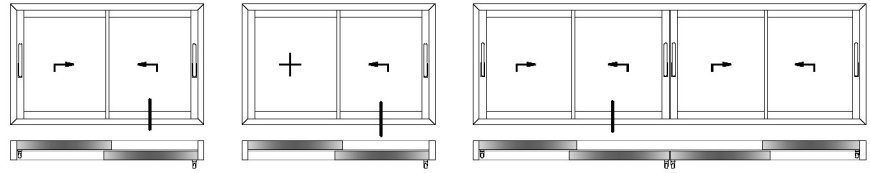


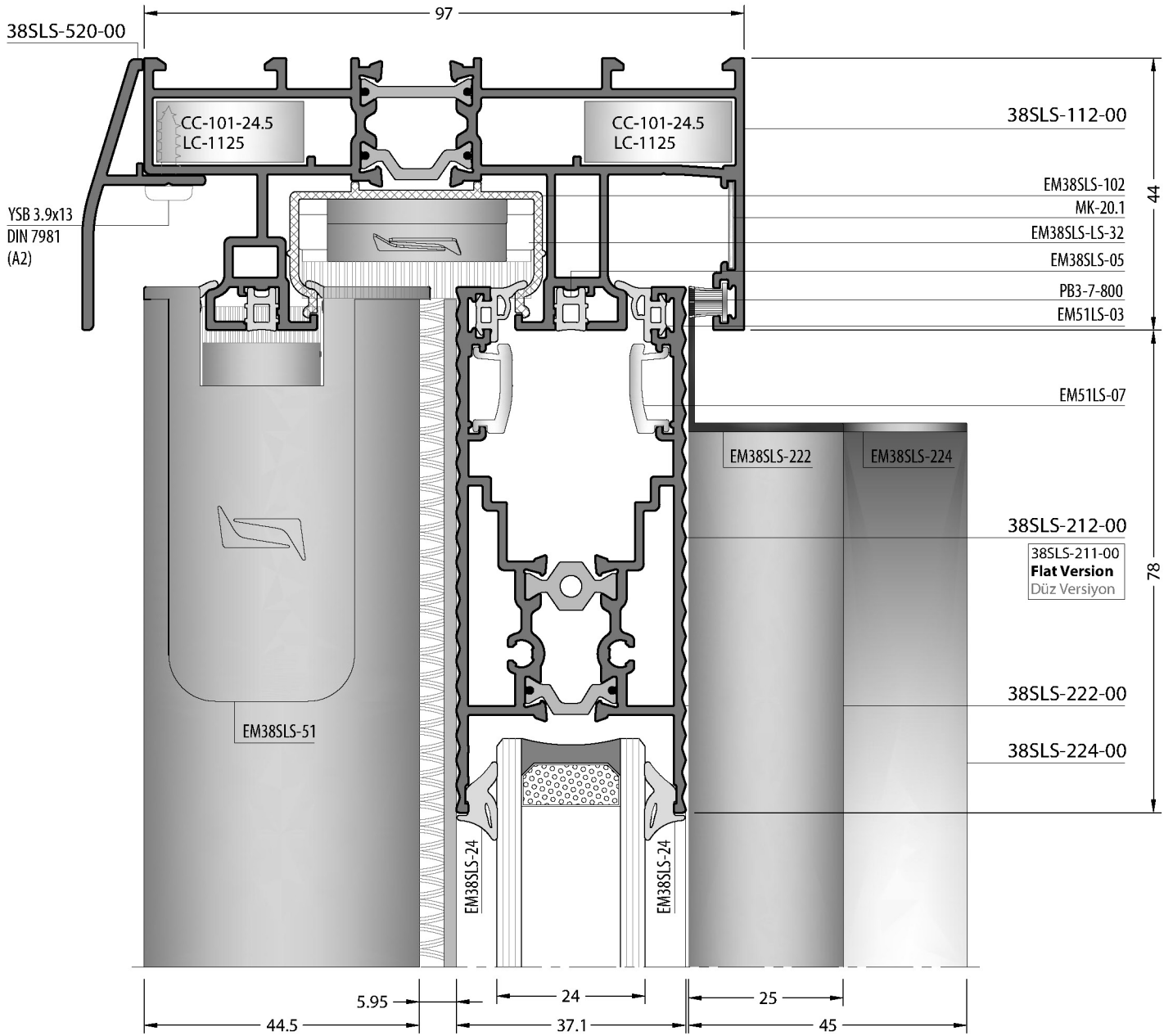
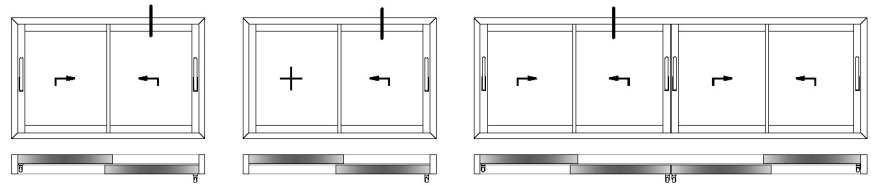


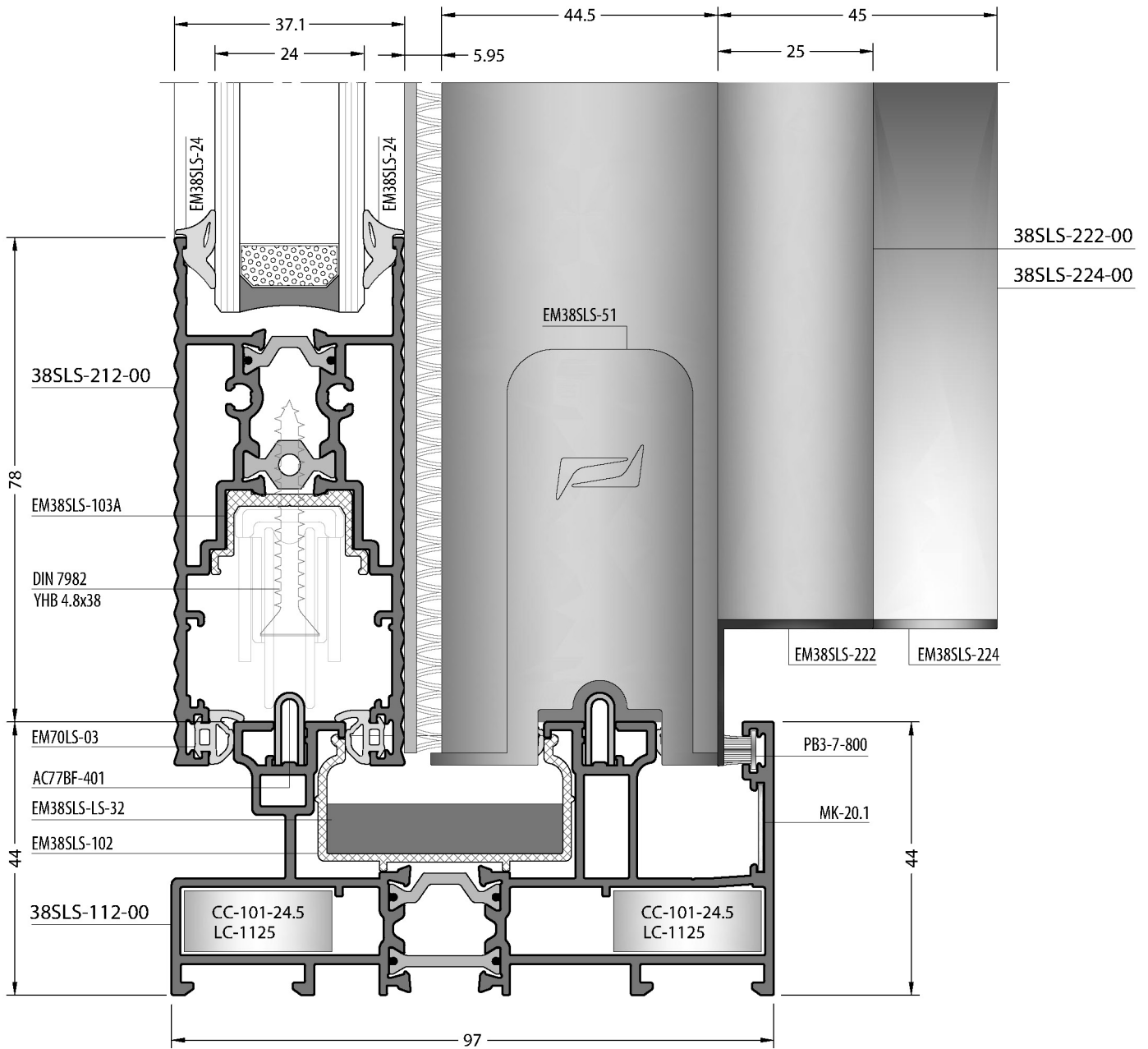
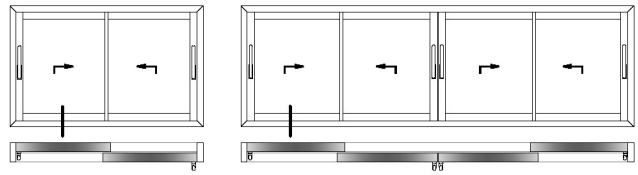


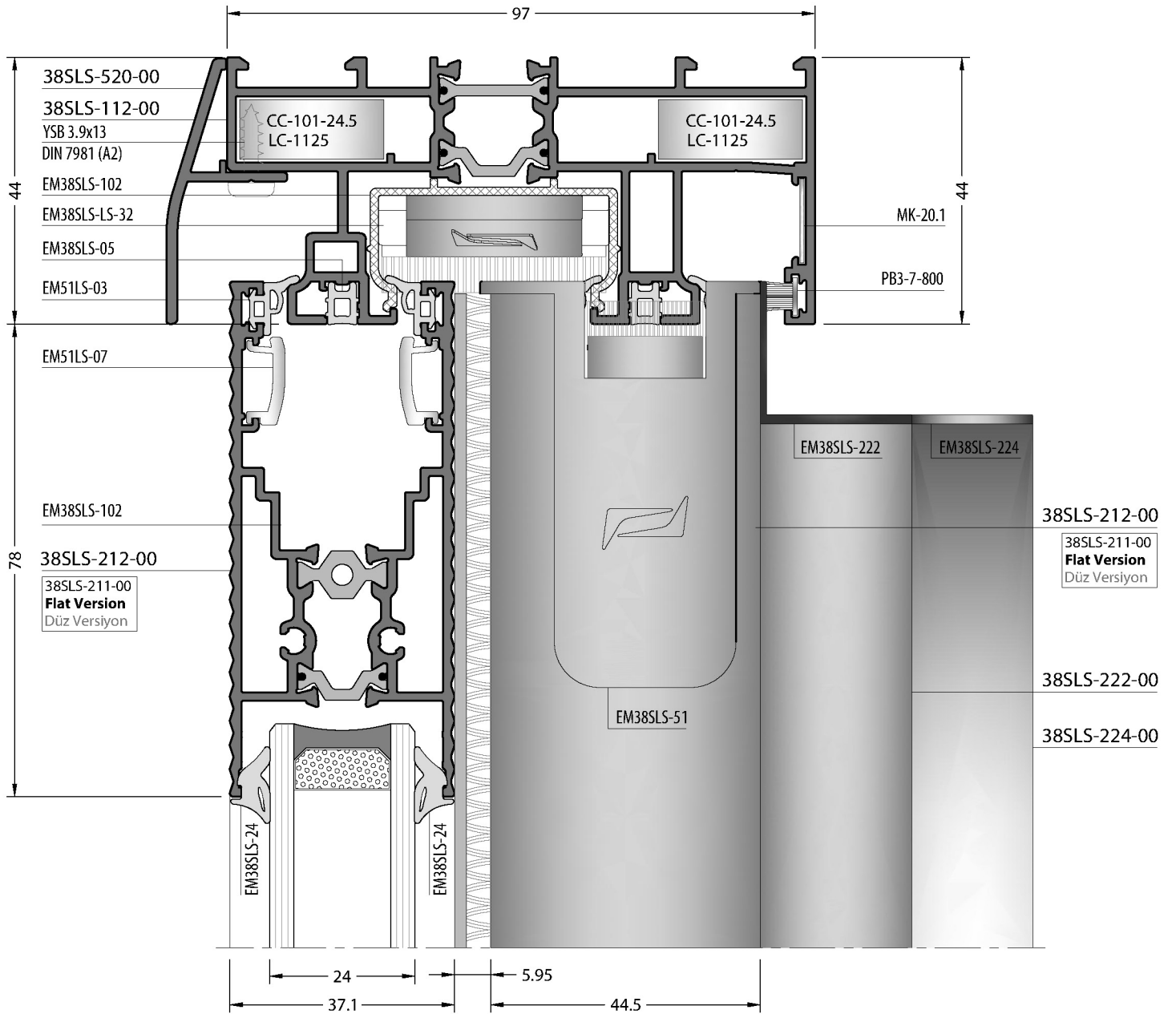
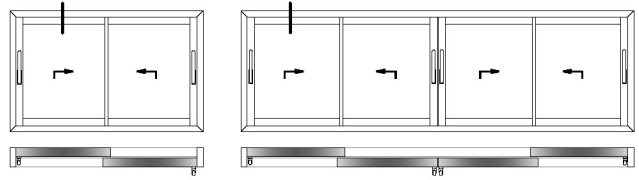


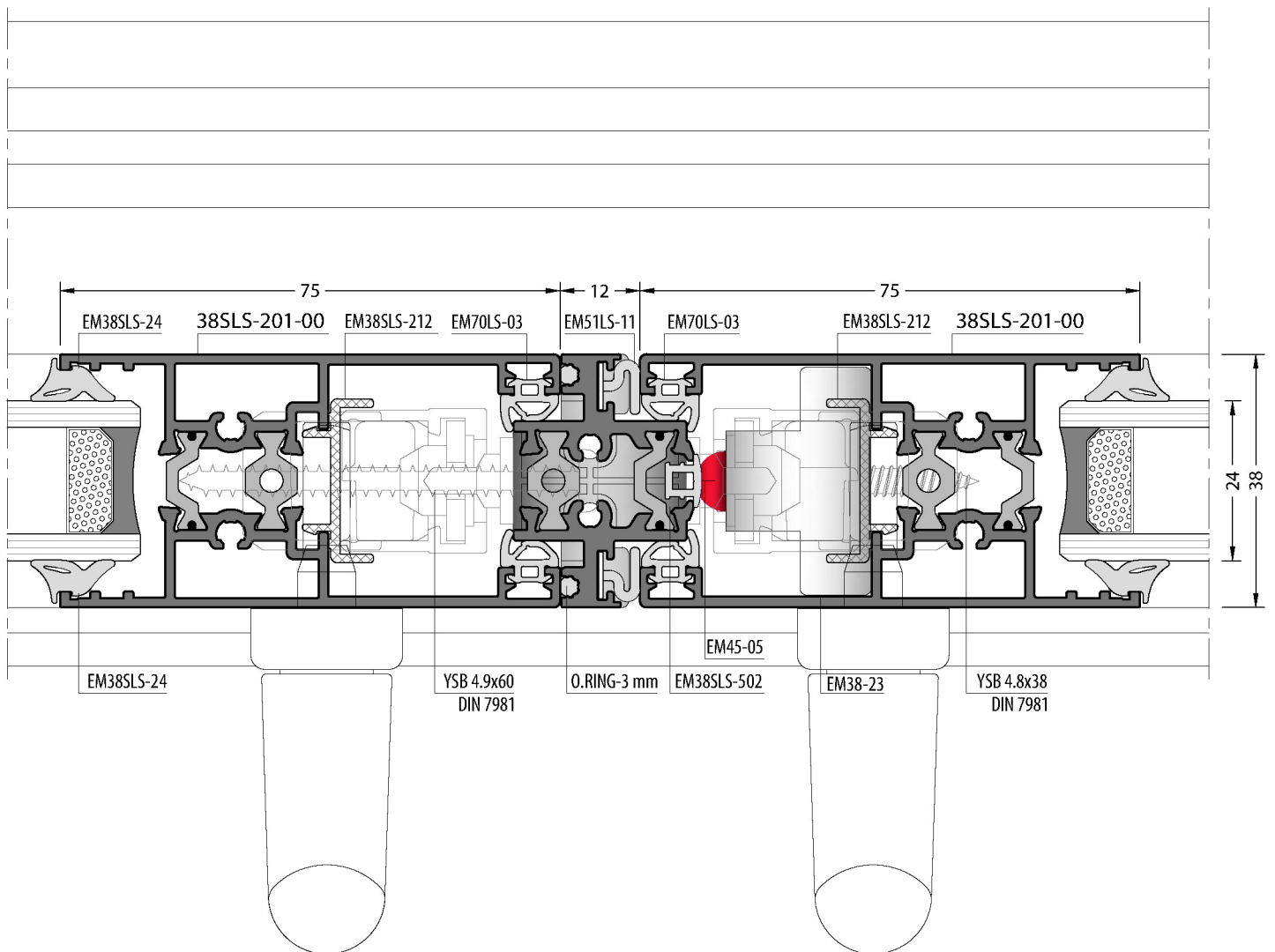
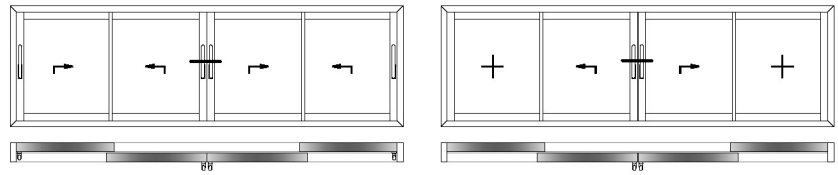


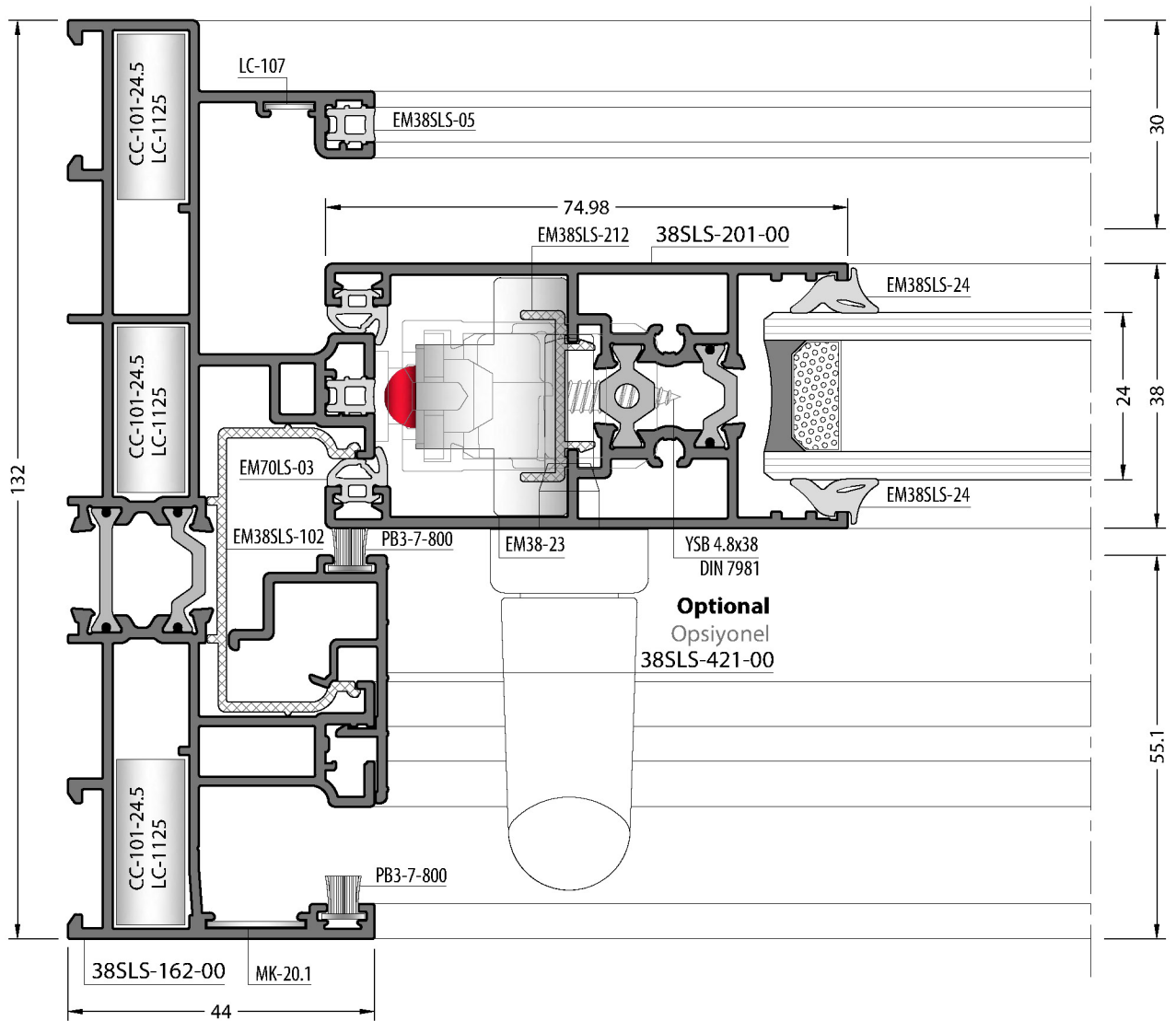
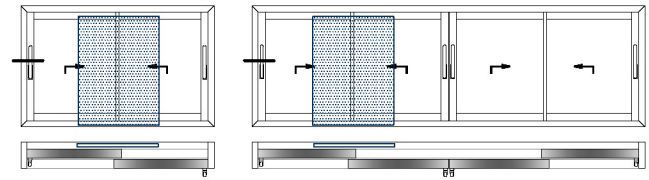


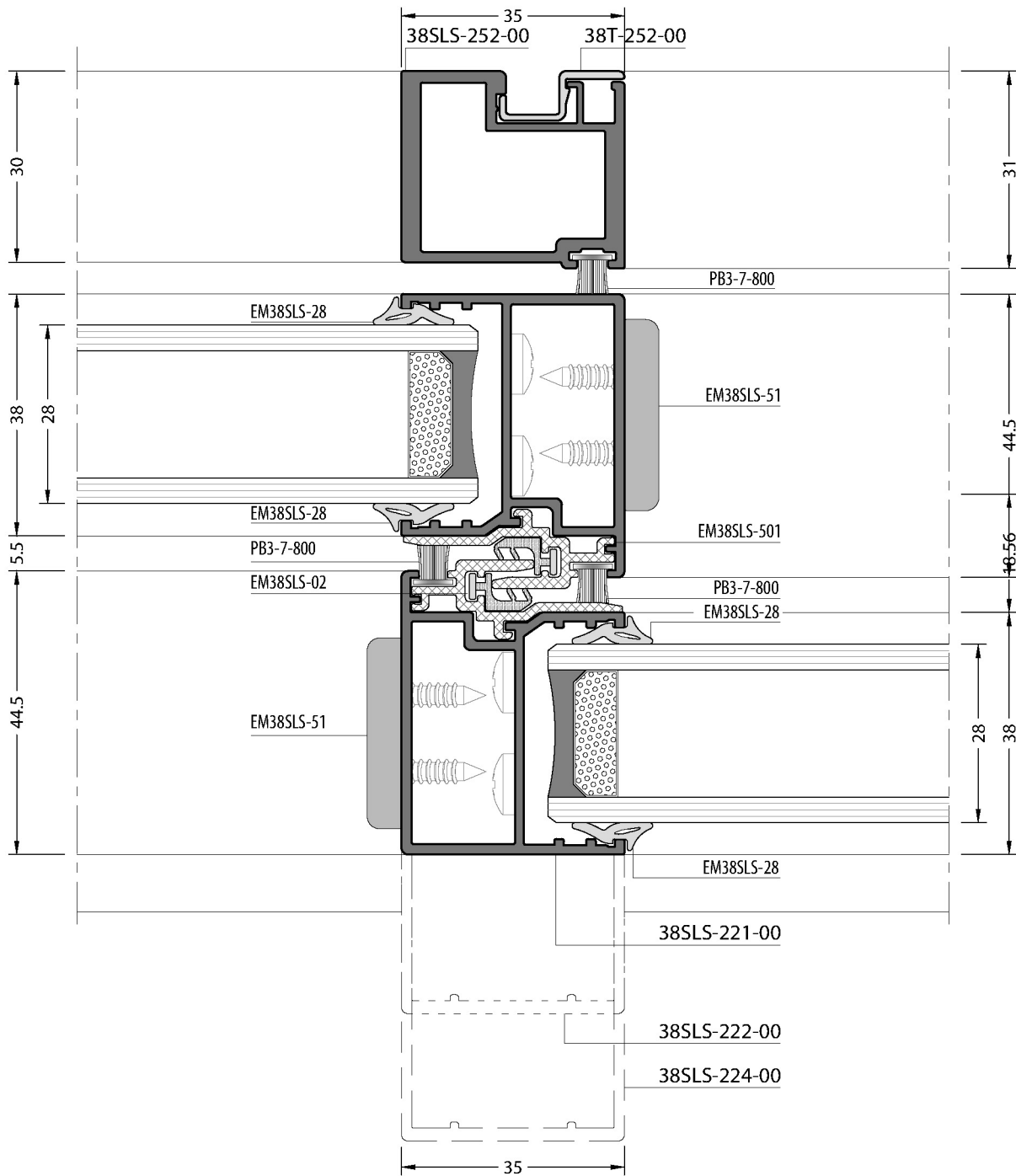
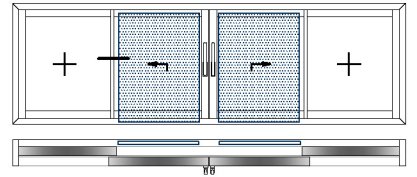
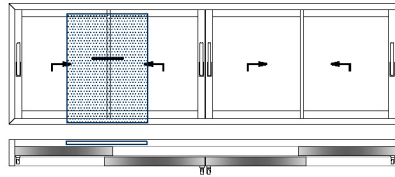
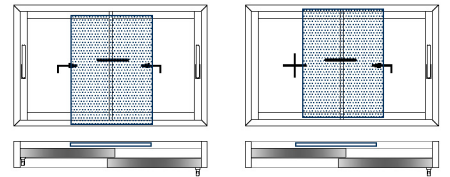


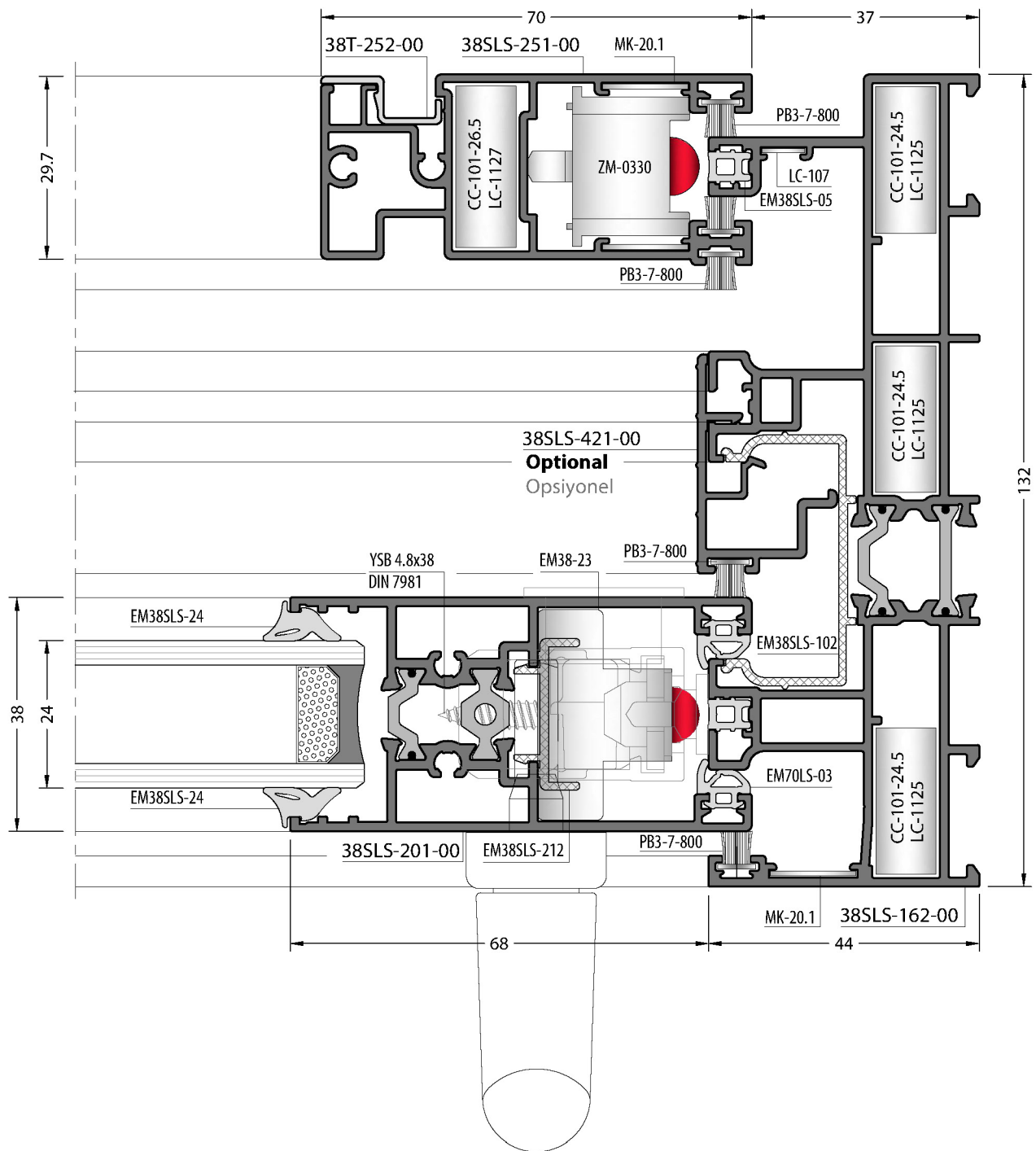
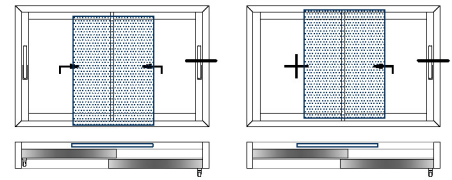


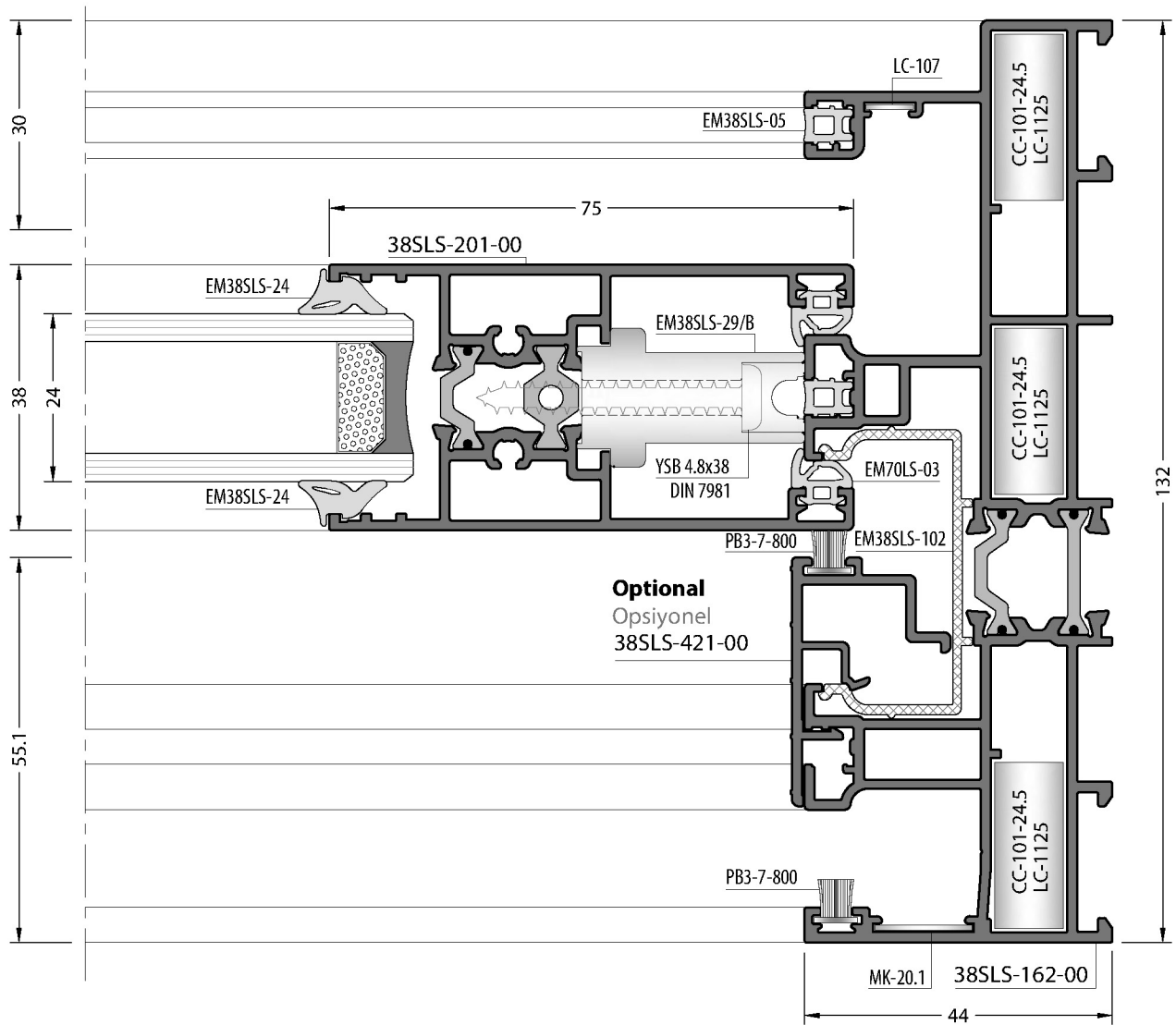
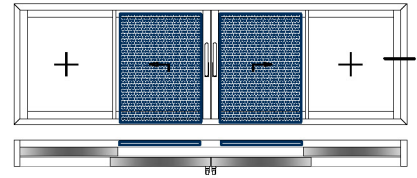


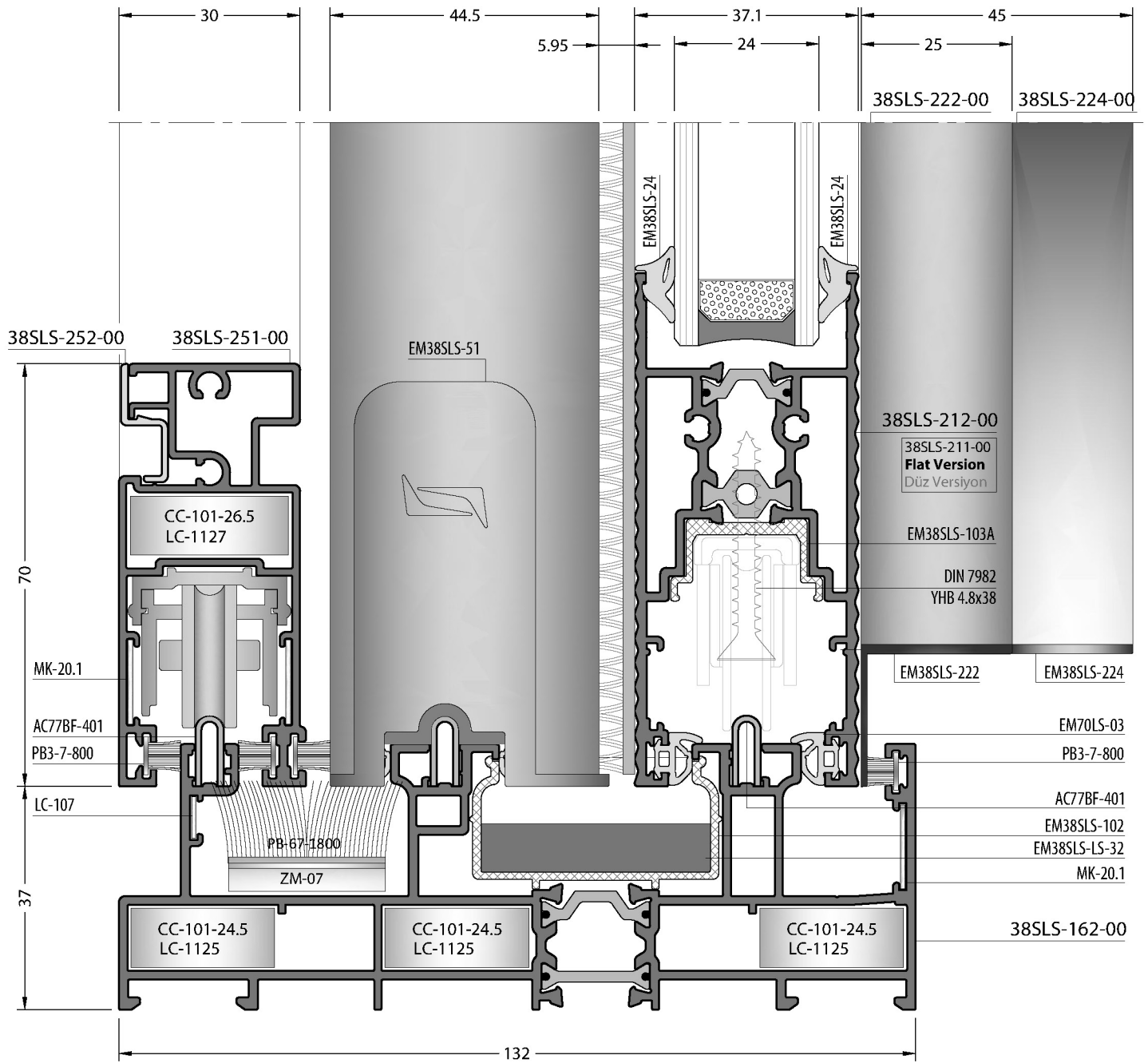
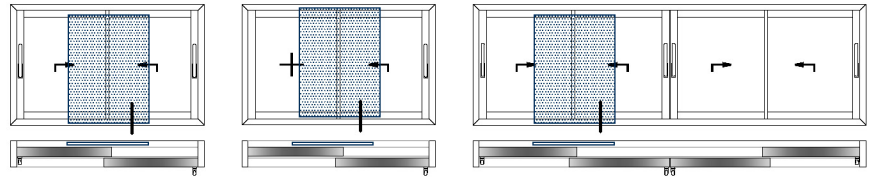


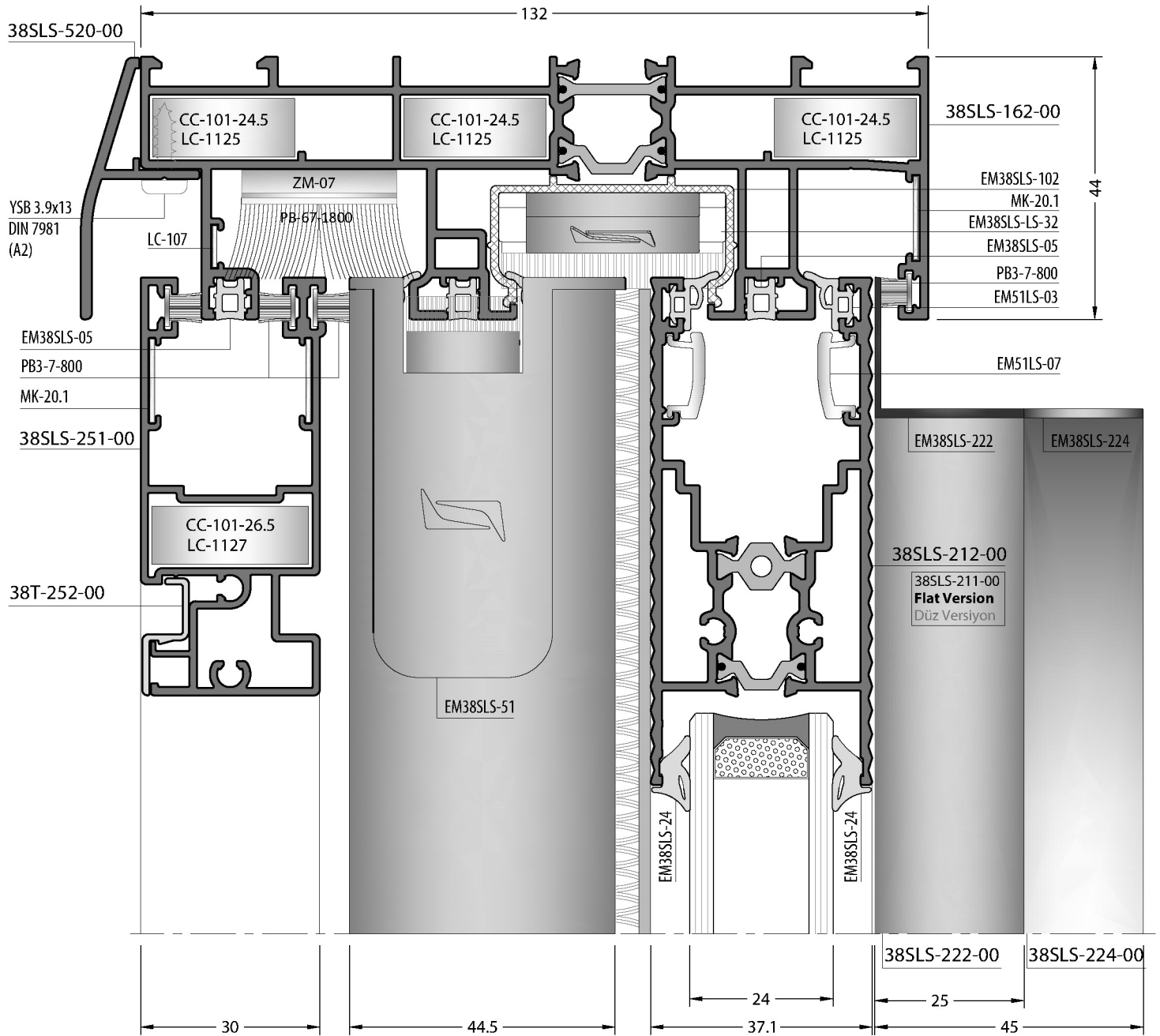
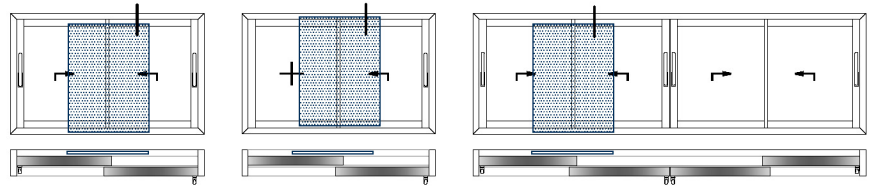


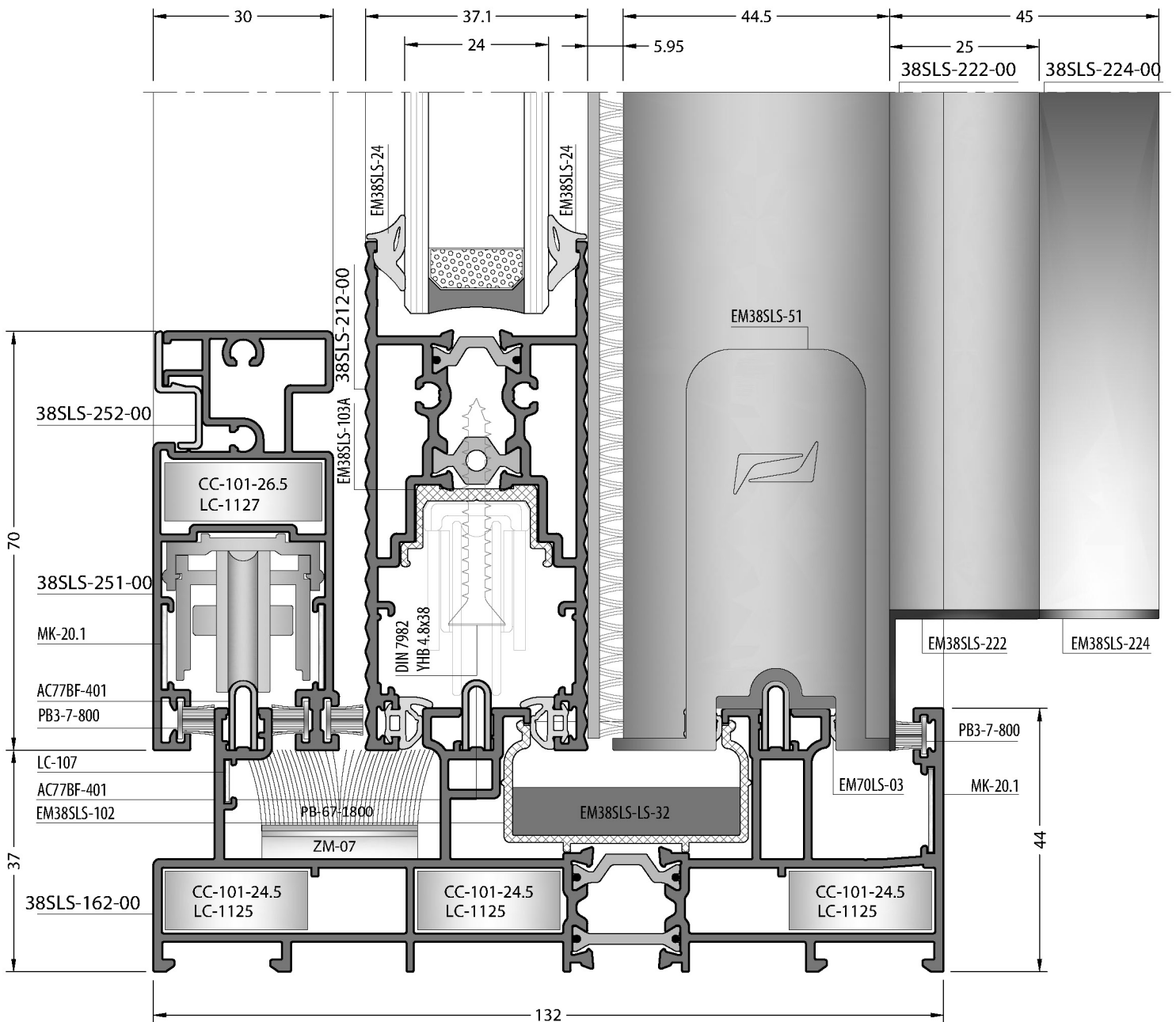
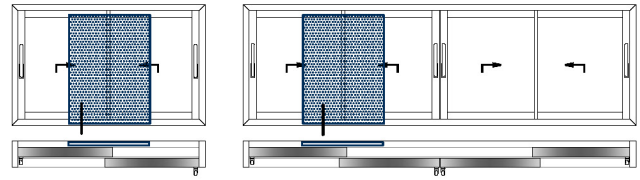


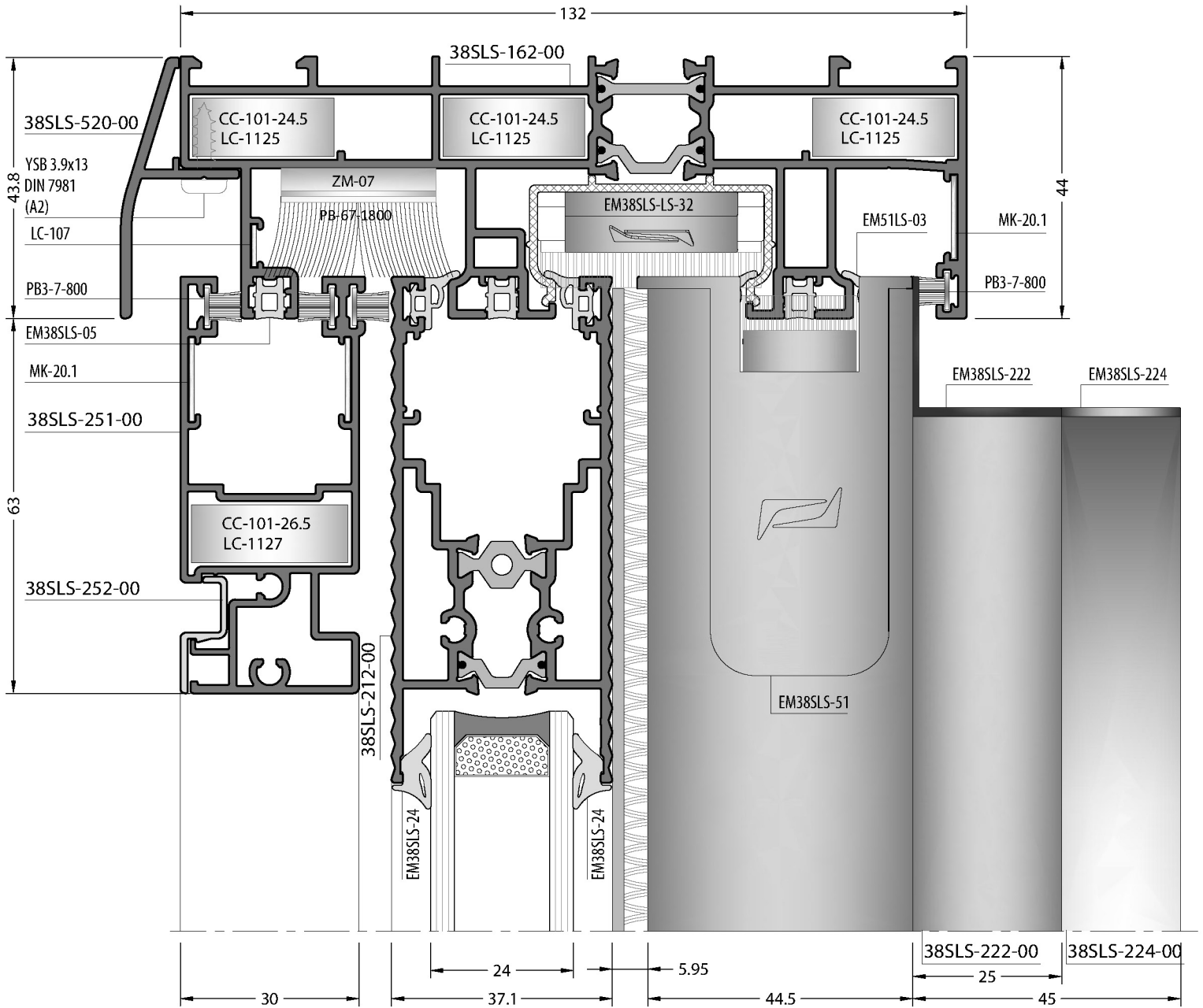
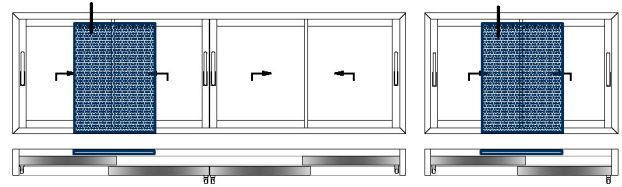


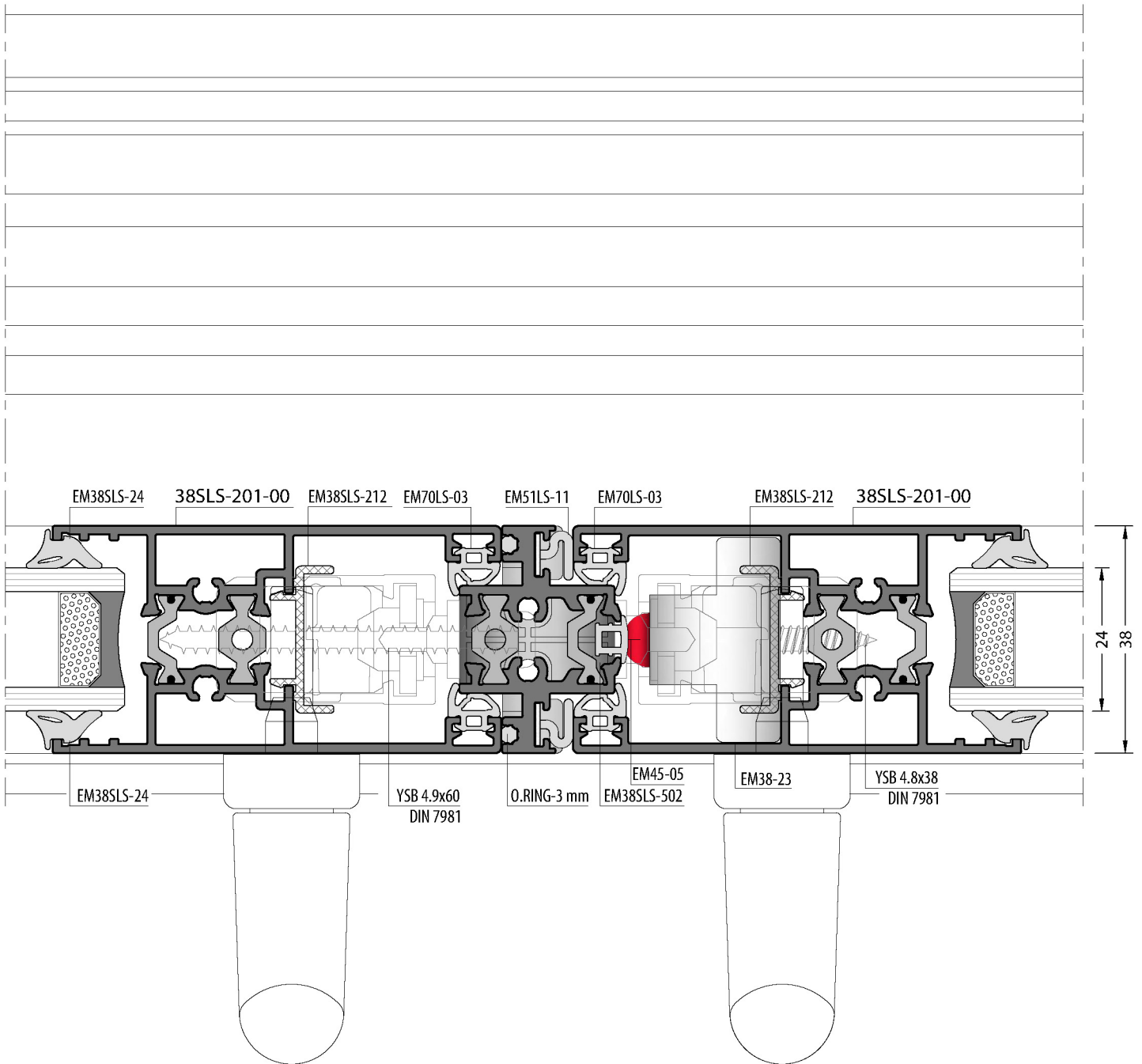
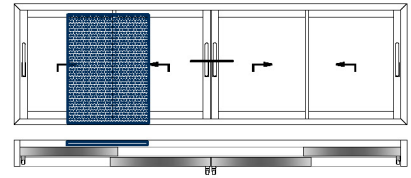


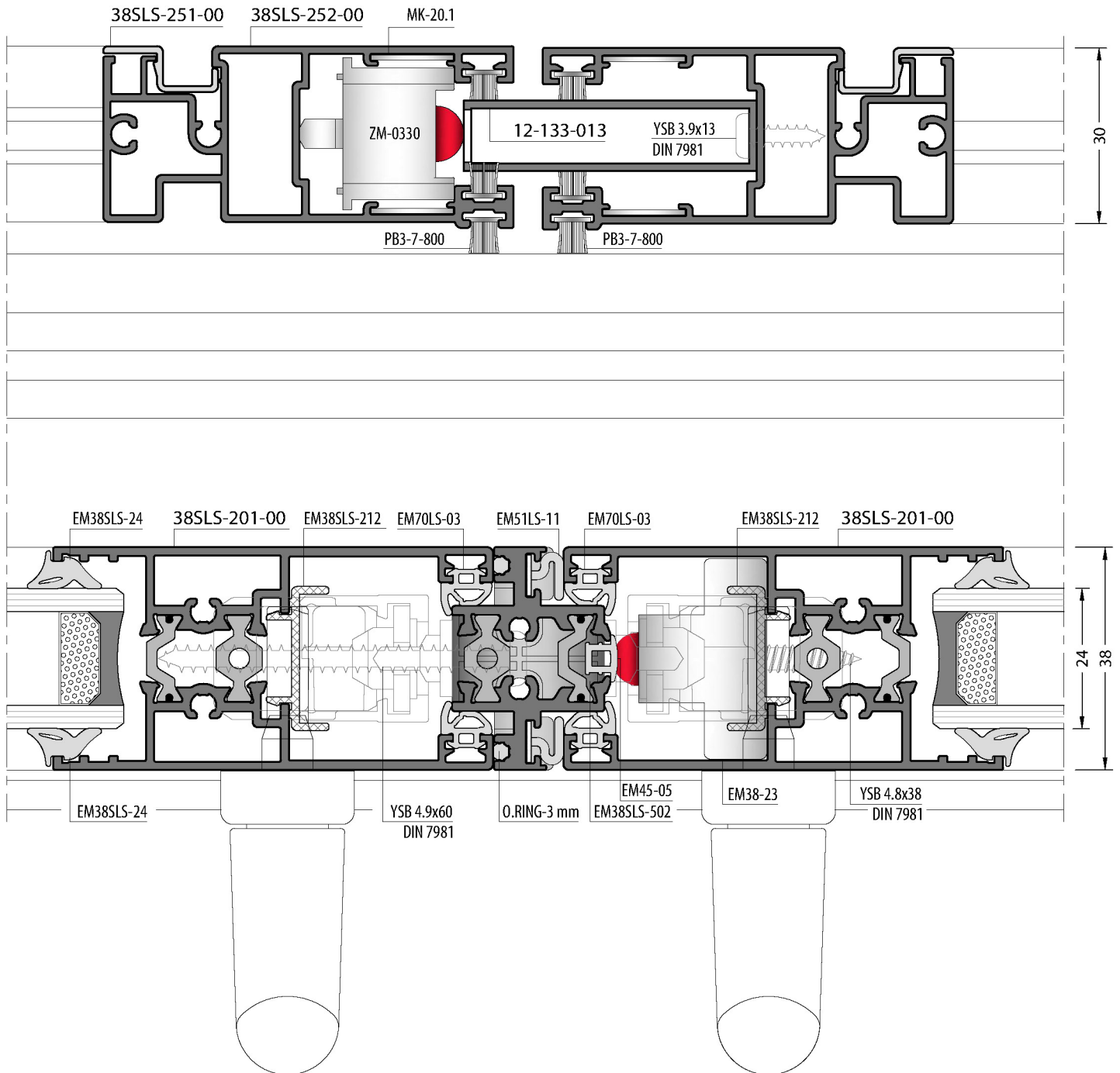
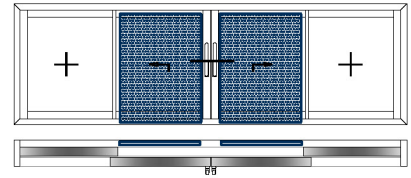




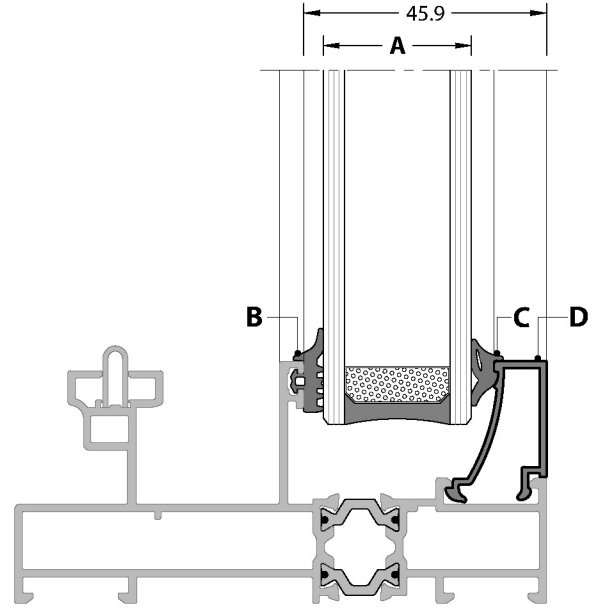
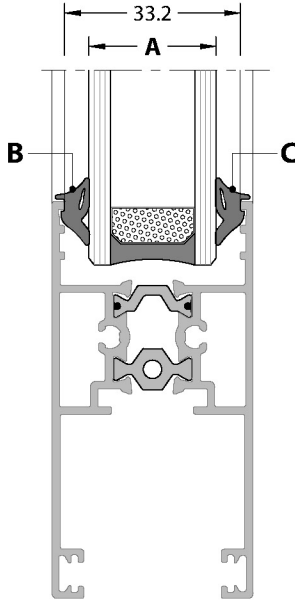








GLAZING TABLES
CAM TABLOLARI


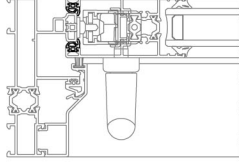

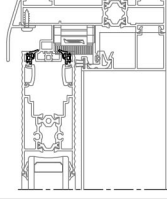

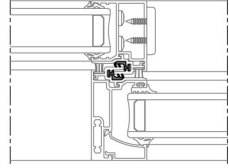

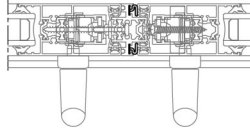

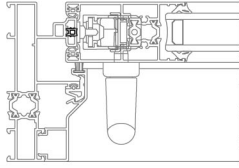

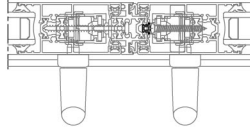

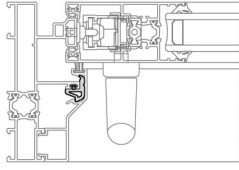

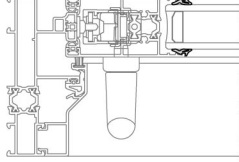

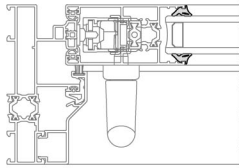


A	B	C
GLAZING THICKNESS CAM KALINLIĞI	GLASS GASKET CAM FİTİLİ	GLASS GASKET CAM FİTİLİ
24 mm	EM38SLS-24	EM38SLS-24
26 mm	EM38SLS-28	EM38SLS-24
28 mm	EM38SLS-28	EM38SLS-28


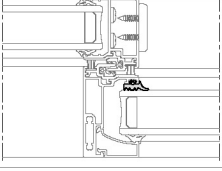

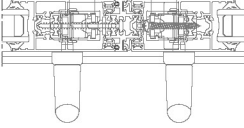

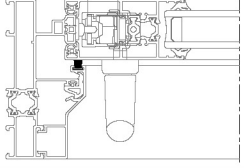
A	B	C	D
GLAZING THICKNESS CAM KALINLIĞI	OUTSIDE GLASS GASKET DIŞ CAM FİTİLİ	INSIDE GLASS GASKET İÇ CAM FİTİLİ	GLAZING BEAD CAM ÇITASI
24 mm	EM2-03	EM1-04	08-104-00
		EM1-03	08-105-00
26 mm	EM2-03	EM1-05	08-103-00
28 mm	EM2-03	EM1-03	08-103-00

ACCESSORIES
AKSESUARLAR


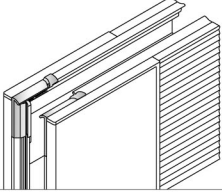

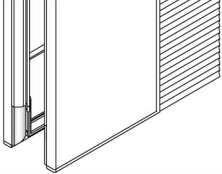
GASKETS / FİTİLLER

CODE / KOD	DRAWING / ÇİZİM	APPLICATION / UYGULAMA	DESCRIPTION AÇIKLAMA	MATERIAL MALZEME	IN ONE PACKAGE PAKET MİKTARI
EM70LS-03			SASH GASKET KANAT FİTİLİ	EPDM	355 m
EM51LS-03			SASH GASKET KANAT FİTİLİ	EPDM	395 m
EM38SLS-02			CLAMPING GASKET KENET FİTİLİ	TPV	500 m
EM51LS-11			CLAMPING GASKET KENET FİTİLİ	Co Extruded	250 m
EM38SLS-05			FRAME GASKET KASA FİTİLİ	EPDM	500 m
EM45-05			FRAME GASKET KASA FİTİLİ	EPDM	500 m
EM38SLS-06			CAP GASKET KAPAK FİTİLİ	EPDM	125 m
EM38SLS-28			GLASS GASKET CAM FİTİLİ	EPDM	500 m
EM38SLS-24			GLASS GASKET CAM FİTİLİ	EPDM	250 m

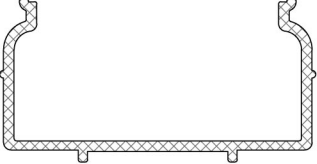
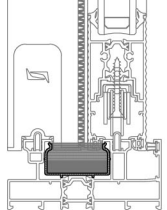
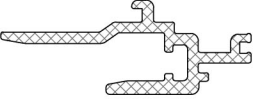
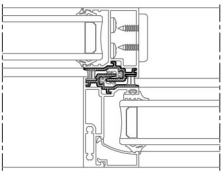
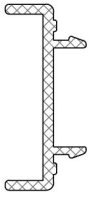
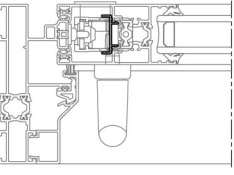
GASKETS / FİTİLLER

CODE / KOD	DRAWING / ÇİZİM	APPLICATION / UYGULAMA	DESCRIPTION AÇIKLAMA	MATERIAL MALZEME	IN ONE PACKAGE PAKET MİKTARI
EM2-03			OUTSIDE GLASS GASKET DIŞ CAM FİTİLİ	EPDM	215 m
O.RING-3 mm			O-RING Gasket O-RİNG FİTİLİ	EPDM	100 m
PB3-7-800			CAP GASKET KUMAŞ FİNLİ FIRÇA (8 mm)	EPDM	500 m

INJECTION / KÖŞE FITİL

CODE / KOD	DRAWING / ÇİZİM	APPLICATION / UYGULAMA	DESCRIPTION AÇIKLAMA	MATERIAL MALZEME	IN ONE PACKAGE PAKET MİKTARI
EM38SLS-C02			INJECTION GASKET ENJEKSİYON FITİL	EPDM	Set / Takım
EM38SLS-C01			INJECTION GASKET ENJEKSİYON FITİL	EPDM	Set / Takım




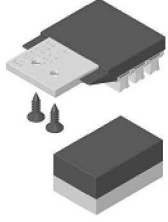
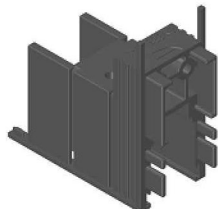







PVC ADAPTER / PVC ADAPTÖR

CODE / KOD	DRAWING / ÇİZİM	APPLICATION UYGULAMA	DESCRIPTION AÇIKLAMA	MATERIAL MALZEME	IN ONE PACKAGE PAKET MİKTARI
EM38SLS-102			U PLASTIK U PLASTIC	PVC	6000 mm
EM38SLS-501			U PLASTIK U PLASTIC	PVC	6000 mm
EM38SLS-212			U PLASTIK U PLASTIC	PVC	6000 mm












CUTTED CORNER JOINTS / KESİLMİŞ KÖŞE TAKOZLAR

PACKAGE CODE PAKET KODU	DRAWING ÇİZİM	APPLICATION UYGULAMA	PROFILE CODE PROFİL KOD	CUTTING SIZE KESİM ÖLÇÜSÜ	APPLICATION PROFILES ÇALIŞTIĞI PROFİLLER
CC-101-24.5			09-101-00	24.5 mm	38SLS-101-00 38SLS-122-00 38SLS-151-00 38SLS-102-00 38SLS-112-00 38SLS-152-00 38SLS-162-00 38SLS-172-00
CC-101-26.5			09-101-00	26.5 mm	38SLS-251-00
LC-1125			-	-	38SLS-101-00 38SLS-151-00 38SLS-102-00 38SLS-112-00 38SLS-152-00 38SLS-162-00
LC-1127			-	-	38SLS-251-00
LC-107			-	-	38SLS-151-00 38SLS-152-00 38SLS-162-00 38SLS-172-00
MK-20.1			-	-	38SLS-112-00 38SLS-122-00 38SLS-162-00 38SLS-172-00 38SLS-251-00



LIFT & SLIDE / KALDIR-SÜR
ACCESORIES / AKSESUARLAR

PACKAGE CODE PAKET KOD	VIEW RESİM	DESCRIPTION AÇIKLAMA	PACKAGE CODE PAKET KOD	VIEW RESİM	DESCRIPTION AÇIKLAMA
EM38SLS-51		CLAMPING ACCESSORIES SET KENET AKSESUAR TAKIMI	EM38SLS-LS-31		FIXED WEATHER STRIP SET SABİTLİ HAVA KESİCİ TAKIMI
EM38SLS-52		LIFT & SLIDE CLAMPING SPONGE KALDIR-SÜR KENET SÜNGERİ	EM38SLS-LS-32		WEATHER STRIP SET 2'Lİ KASA HAVA KESİCİ TAKIMI
EM38SLS-21		SASH JOINT PLASTIC KANAT BİRLEŞİM PLASTİĞİ	ZM-07		FLY SCREEN WEATHER STRIP SİNEKLİK HAVA KESİCİ
			PB-67-1800 (430 mm)		
EM38SLS-502		FOUR SASH ACCESSORIES SET DÖRT KANAT AKSESUAR TAKIMI	EM11-10		DRAINAGE CAP TAHLİYE KAPAĞI
EM38SLS-29/A		SASH FIXING WEDGE KANAT SABİTLEME TAKOZU	EM70LS-10		DRAINAGE CAP TAHLİYE KAPAĞI
EM38SLS-29/B					





**GENERAL ACCESSORIES
GENEL AKSESUARLAR**

PACKAGE CODE PAKET KOD	VIEW RESİM	DESCRIPTION AÇIKLAMA	PACKAGE CODE PAKET KOD	VIEW RESİM	DESCRIPTION AÇIKLAMA
EM51LS-07		SASH STABILITY PLASTIC KANAT DENGE PLASTİĞİ	EM38SLS-103A		U PVC U PVC
EM38SLS-222		SUPPORT PROFILE CAP TAKVIYE PROFİL PLASTİĞİ	EM38SLS-190		FRAME MONTAGE WEDGE KASA MONTAJ TAKOZU
EM38SLS-224		SUPPORT PROFILE CAP TAKVIYE PROFİL PLASTİĞİ	EM38-32		FLY SCREEN PULLEY WITH 2 WHEELS SİNEKLİK İKİLİ RULMAN
EM38-23		SASH STOPPER KANAT STOPER	AC77BF-401		STAINLESS RAIL PASLANMAZ RAY (3,25 M)
ZM-0330		FLYSCREEN STOPPER SİNEKLİK STOPER	EM09-0001		CAP KAPAK
			EM38SLS-191		SCREW CAPE VİDA TAPASI

LIFT & SLIDE / KALDIR-SÜR
ACCESORIES / AKSESUARLAR

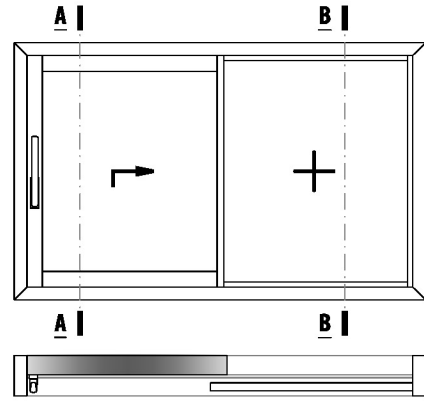
PACKAGE CODE PAKET KOD	VIEW RESİM	DESCRIPTION AÇIKLAMA	QUANTITY MİKTAR
008.07.9060		LIFT AND SLIDE HANDLE WITH 7mm PIN 7 mm KARE MİLLİ KOL	1 Piece / Adet
028.99.0139		FRONT PULLEY SET ON ARABA TAKIMI	1 Piece / Adet
028.99.0140		BACK SIDE PULLEY SET ARKA ARABA TAKIMI	1 Piece / Adet
028.99.0141		ESPAGNOLETTE İSPANYOLET - 1700 mm	1 Piece / Adet
028.99.0142		ESPAGNOLETTE İSPANYOLET - 2000 mm	
028.99.0143		ESPAGNOLETTE İSPANYOLET - 2300 mm	
028.99.0144		ESPAGNOLETTE İSPANYOLET - 2600 mm	
028.99.0004		CONNECTION PROFILE BAĞLANTI ÇUBUĞU - 1500 mm	1 Piece / Adet
028.99.0005		CONNECTION PROFILE BAĞLANTI ÇUBUĞU - 2000 mm	
028.99.0016		CONNECTION PROFILE BAĞLANTI ÇUBUĞU - 2500 mm	
028.99.0015		ESPAGNOLETTE EXTENDED PART İSPANYOLET UZATMA	1 Piece / Adet
028.99.0116		STRIKER KARŞILIK	1 Piece / Adet

LIFT & SLIDE / KALDIR-SÜR
ACCESORIES / AKSESUARLAR

PACKAGE CODE PAKET KOD	VIEW RESİM	DESCRIPTION AÇIKLAMA	QUANTITY MİKTAR
028.99.0008		STRIKER KARŞILIK	1 Piece / Adet
028.99.0006		PIN COVER PİM KAPAK	1 Piece / Adet
028.99.0091		REAR PULLEY STOPPER ARABA SABITLEME STOPERİ	1 Piece / Adet
028.99.2252		STOPPER STOPLAMA TAKOZU	1 Piece / Adet

CUTTING SIZE
KESİM ÖLÇÜLERİ

LIFT & SLIDE / KALDIR-SÜR



✓ Please look at the assembly drawings for mechanical treatment.
Mekanik işlemler için lütfen uygulama detayları bölümüne bakınız.

SASH GLASS / KANAT CAMI

Code Kod	Drawing Çizim	Quantity Miktar	Dimensions (mm) Boyutlar
GLASS CAM		1 Pcs / Adet	GL1 = (FL/2) - 105.5 GH1 = FH - 220

FIXED SIDE GLASS / SABİT KISIM CAMI

Code Kod	Drawing Çizim	Quantity Miktar	Dimensions (mm) Boyutlar
GLASS CAM		1 Pcs / Adet	GL2 = (FL/2) - 33.3 GH2 = FH - 61.6

PROFILES / PROFİLLER

Code Kod	Drawing Çizim	Cut Kesim	Quantity Miktar	Dimensions (mm) Boyutlar	Mechanical Treatment Mekanik İşlem
38SLS-101-00			2 Pcs / Adet	FL	-
38SLS-201-00			2 Pcs / Adet	FH	-
38SLS-211-00 Or / Yada 38SLS-212-00			1 Pcs / Adet	FH - 78	✓
38SLS-221-00			2 Pcs / Adet	(FL/2) - 135	-
38SLS-401-00			1 Pcs / Adet	FH - 78	✓
38SLS-402-00			1 Pcs / Adet	FH - 47.6	✓
38SLS-403-00			2 Pcs / Adet	FH - 78	✓
08-1XX-00			2 Pcs / Adet	(FL/2) - 41.3	✓
38SLS-520-00			2 Pcs / Adet	FH - 101	-
			2 Pcs / Adet	(FL/2) - 19.3	-
			2 Pcs / Adet	FH - 91.6	-
			1 Pcs / Adet	FL	✓

PLASTIC PROFILES / PLASTİK PROFİLLER

Code Kod	Drawing Çizim	Cut Kesim	Quantity Miktar	Dimensions (mm) Boyutlar	Mechanical Treatment Mekanik İşlem
EM38SLS-501			2 Pcs / Adet	FH - 78	✓
EM38SLS-212			1 Pcs / Adet	FH - 172	-

CORNER JOINTS / KÖŞE BAĞLANTILAR

Code / Kod	Quantity / Miktar	Picture / Resim
CC-101-24.5 Or / Yada LC-1125	8 Pcs / Adet	

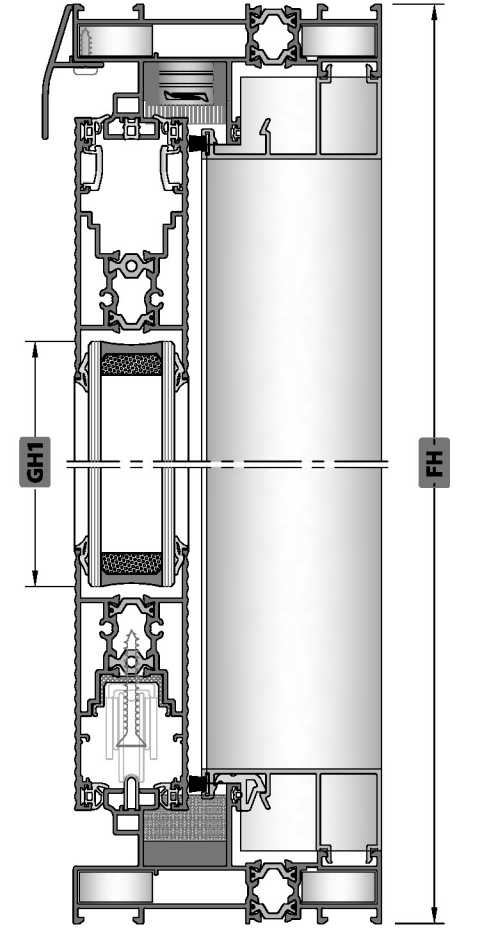
CONSUMABLE MATERIALS / SARF MALZEMELER

Code Kod	Description Açıklama	Quantity (pcs-m) Miktar (Paket)	Picture Resim
EM38SLS-LS-31	FIXED WEATHER STRIP SET SABİTLİ HAVA KESİCİ TAKIMI	1 Set / Takım	
EM38SLS-51	CLAMPING ACCESSORIES SET KENET AKSESUAR TAKIMI	1 Set / Takım	
EM38SLS-52	LIFT & SLIDE CLAMPING SPONGE KALDIR-SÜR KENET SÜNGERİ	1 Set / Takım	
EM38SLS-21	SASH JOINT PLASTIC KANAT BİRLEŞİM PLASTİĞİ	2 Pcs / Adet	
EM51LS-07	SASH STABILITY PLASTIC KANAT DENGE PLASTİĞİ	Sash Amount / Kanat Adedi Sash / Kanat ≤ 1000 mm İf / İnc 4 Pieces / Adet Sash / Kanat ≥ 1000 mm İf / İnc 8 Pieces / Adet	
EM38SLS-C02	INJECTION GASKET ENJEKSİYON FİTİL	1 Set / Takım	
EM38SLS-C01	INJECTION GASKET ENJEKSİYON FİTİL	1 Set / Takım	
EM38SLS-190	FRAME MONTAGE WEDGE KASA MONTAJ TAKOZU	((FL-2000) / 1000) + 1 Min. 1 Pieces / Adet Round Up / Yukarı Yuvarla [X]	
EM38SLS-103A	U PVC U PVC	2 Pcs / Adet	
AC77BF-401	STAINLESS RAIL PASLANMAZ RAY (3,25 M)	1 Pcs / Adet (FL - 78)	
EM11-10	DRAINAGE CAP TAHLİYE KAPAĞI	((FL/2 - 250) / 650) + 1 Min. 1 Pieces / Adet Round Up / Yukarı Yuvarla [X]	
EM70LS-10	DRAINAGE CAP TAHLİYE KAPAĞI	1 Pcs / Adet	
EM38-23	SASH STOPPER KANAT STOPERİ	1 Pcs / Adet	

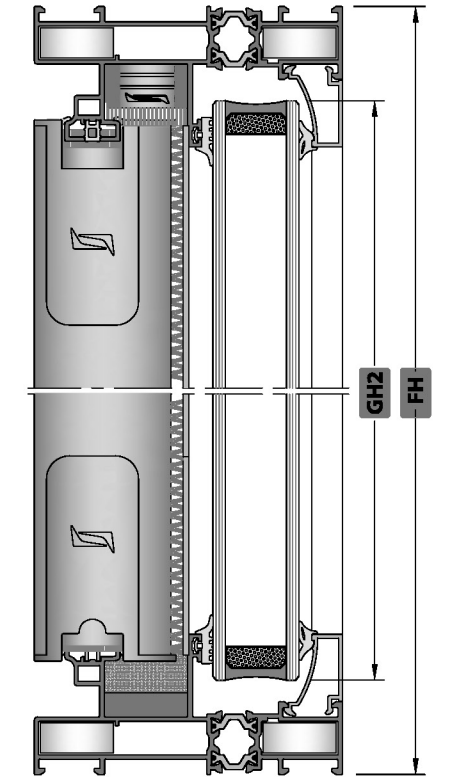
[X] Round Up
Yukarı Yuvarla

GASKETS / FİTİLLER

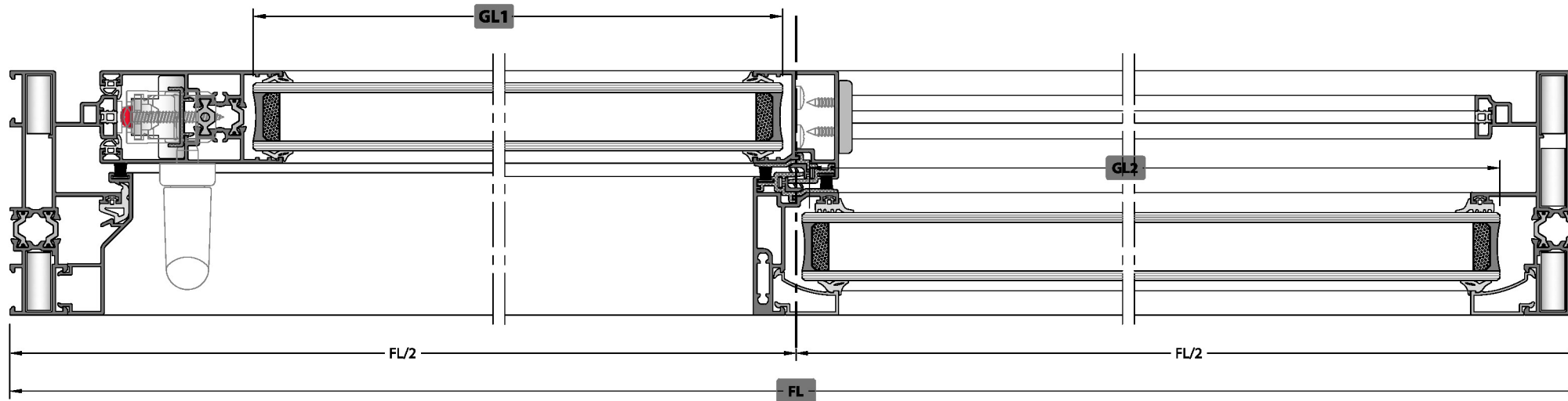
Code Kod	Picture Resim	Quantity Miktar
EM38SLS-24 Or / Yada EM38SLS-28		2FL - 400 4FH - 800
EM1-XX		1FL + 2FH
EM2-03		1FL + 2FH
EM70LS-03		1FL + 2FH
EM51LS-03		1FL
EM38SLS-05		1FL + 2FH
EM38SLS-02		2FH
EM38SLS-06		1FL + 1FH
PB3-7-800		1FL + 3FH



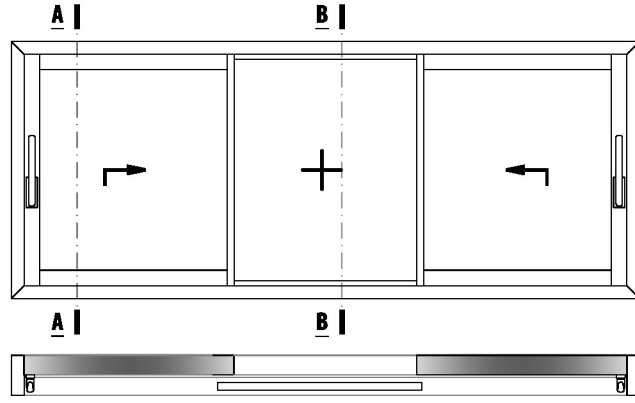
A-A SECTION / KESİTİ



B-B SECTION / KESİTİ



LIFT & SLIDE / KALDIR-SÜR



✓ Please look at the assembly drawings for mechanical treatment.
Mekanik işlemler için lütfen uygulama detayları bölümüne bakınız.

SASH GLASS / KANAT CAMI

Code Kod	Drawing Çizim	Quantity Miktar	Dimensions (mm) Boyutlar
GLASS CAM		2 Pcs / Adet	GL1 = (FL/3) - 105.5 GH1 = FH - 220

FIXED SIDE GLASS / SABİT KISIM CAMI

Code Kod	Drawing Çizim	Quantity Miktar	Dimensions (mm) Boyutlar
GLASS CAM		1 Pcs / Adet	GL2 = (FL/3) - 5 GH2 = FH - 61.6

PROFILES / PROFİLLER

Code Kod	Drawing Çizim	Cut Kesim	Quantity Miktar	Dimensions (mm) Boyutlar	Mechanical Treatment Mekanik İşlem
38SLS-101-00			2 Pcs / Adet	FL	-
			2 Pcs / Adet	FH	
38SLS-201-00			2 Pcs / Adet	FH - 78	✓
38SLS-211-00 Or / Yada 38SLS-212-00			4 Pcs / Adet	(FL/3) - 135	-
38SLS-221-00			2 Pcs / Adet	FH - 78	✓
38SLS-401-00			2 Pcs / Adet	FH - 47.6	✓
38SLS-402-00			4 Pcs / Adet	(FL/3) - 41.3	✓
38SLS-403-00			2 Pcs / Adet	FH - 101	-
08-1XX-00			2 Pcs / Adet	(FL/3) + 9	-
			2 Pcs / Adet	FH - 91.6	
38SLS-520-00			1 Pcs / Adet	FL	✓

PLASTIC PROFILES / PLASTİK PROFİLLER

Code Kod	Drawing Çizim	Cut Kesim	Quantity Miktar	Dimensions (mm) Boyutlar	Mechanical Treatment Mekanik İşlem
EM38SLS-501			4 Pcs / Adet	FH - 78	✓
EM38SLS-212			2 Pcs / Adet	FH - 172	-

CORNER JOINTS / KÖŞE BAĞLANTILAR

Code / Kod	Quantity / Miktar	Picture / Resim
CC-101-24.5 Or / Yada LC-1125	8 Pcs / Adet	

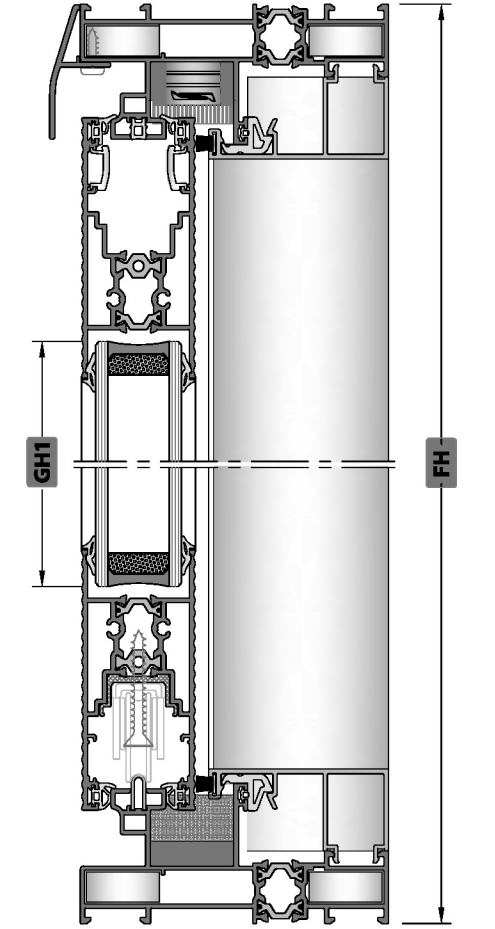
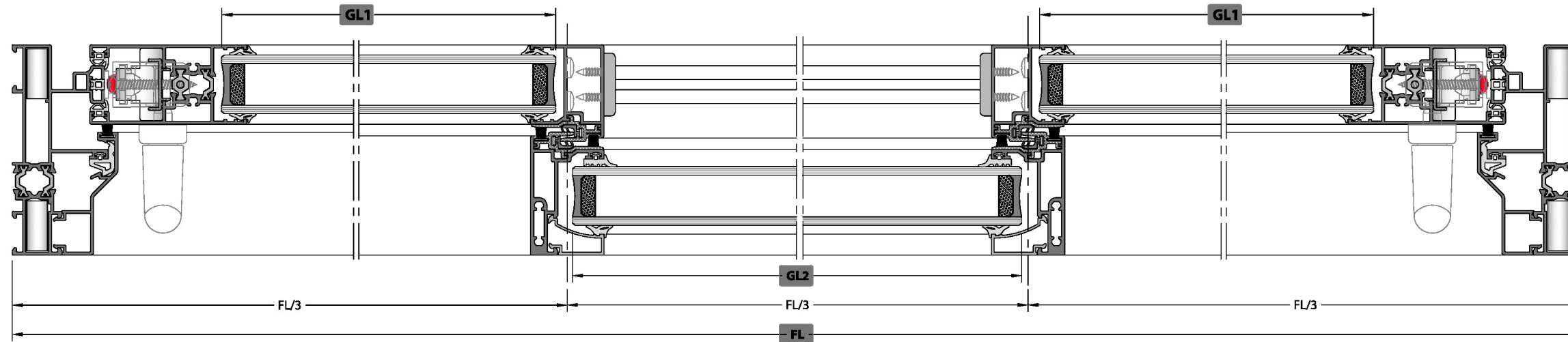
CONSUMABLE MATERIALS / SARF MALZEMELER

Code Kod	Description Açıklama	Quantity (pcs-m) Miktar (Paket)	Picture Resim
EM38SLS-LS-31	FIXED WEATHER STRIP SET SABİT HAVA KESİCİ TAKIMI	2 Set / Takım	
EM38SLS-51	CLAMPING ACCESSORIES SET KENET AKSESUAR TAKIMI	2 Set / Takım	
EM38SLS-52	LIFT & SLIDE CLAMPING SPONGE KALDIR-SÜR KENET SÜNGERİ	2 Set / Takım	
EM38SLS-21	SASH JOINT PLASTIC KANAT BİRLEŞİM PLASTİĞİ	4 Pcs / Adet	
EM51LS-07	SASH STABILITY PLASTIC KANAT DENGESİ PLASTİĞİ	Sash Amount / Kanat Adedi Sash / Kanat $\leq 1000\text{ mm}$ If / İse 4 Pieces / Adet Sash / Kanat >math>1000\text{ mm}</math> If / İse 8 Pieces / Adet	
EM38SLS-C02	INJECTION GASKET ENJEKSİYON FİTİL	2 Set / Takım	
EM38SLS-C01	INJECTION GASKET ENJEKSİYON FİTİL	2 Set / Takım	
EM38SLS-190	FRAME MONTAGE WEDGE KASA MONTAJ TAKOZU	((FL-2000) / 1000) + 1 Min. 1 Pieces / Adet Round Up / Yukarı Yuvarla [X]	
EM38SLS-103A	U PVC U PVC	4 Pcs / Adet	
AC77BF-401	STAINLESS RAIL PASLANMAZ RAY (3,25 M)	1 Pcs / Adet (FL - 78)	
EM11-10	DRAINAGE CAP TAHLİYE KAPAĞI	((FL/3 - 200) / 650) + 1 Min. 1 Pieces / Adet Round Up / Yukarı Yuvarla [X]	
EM70LS-10	DRAINAGE CAP TAHLİYE KAPAĞI	1 Pcs / Adet	
EM38-23	SASH STOPPER KANAT STOPER	2 Pcs / Adet	

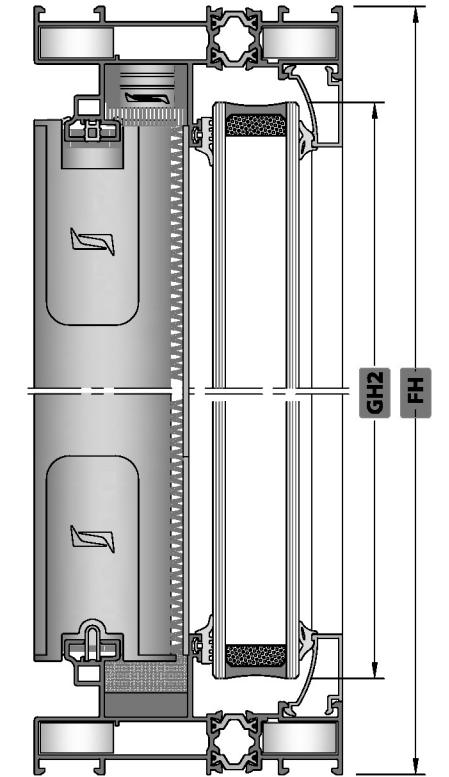
[X] Round Up
Yukarı Yuvarla

GASKETS / FİTİLLER

Code Kod	Picture Resim	Quantity Miktar
EM38SLS-24 Or / Yada EM38SLS-28		5 (FL/3) 8FH - 1600
EM1-XX		2 (FL/3) 2FH
EM2-03		2 (FL/3) 2FH
EM70LS-03		4 (FL/3) 4FH
EM51LS-03		4 (FL/3)
EM38SLS-05		1FL + 2FH
EM38SLS-02		4FH
EM38SLS-06		4 (FL/3) 2FH
PB3-7-800		4(FL/3) 6FH

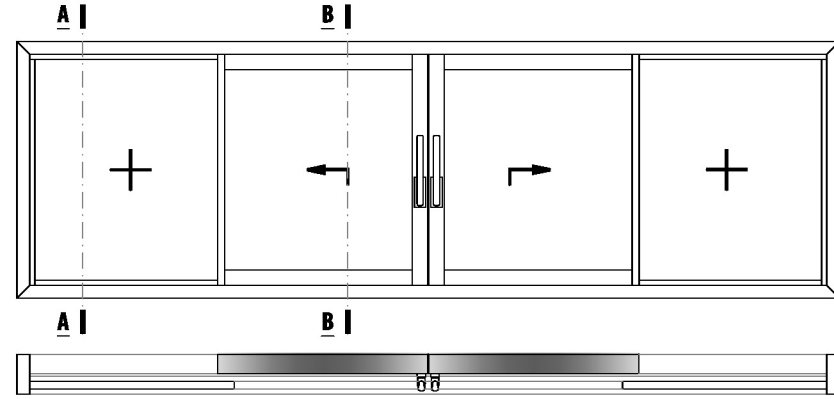


A-A SECTION / KESİTİ



B-B SECTION / KESİTİ

LIFT & SLIDE / KALDIR-SÜR



✓ Please look at the assembly drawings for mechanical treatment.
Mekanik işlemler için lütfen uygulama detayları bölümüne bakınız.

SASH GLASS / KANAT CAMI

Code Kod	Drawing Çizim	Quantity Miktar	Dimensions (mm) Boyutlar
GLASS CAM		2 Pcs / Adet	GL1 = (FL/4) - 74.5 GH1 = FH - 220

FIXED SIDE GLASS / SABİT KISIM CAMI

Code Kod	Drawing Çizim	Quantity Miktar	Dimensions (mm) Boyutlar
GLASS CAM		2 Pcs / Adet	GL2 = (FL/4) - 33.3 GH2 = FH - 61.6

GASKETS / FİTİLLER

Code Kod	Picture Resim	Quantity Miktar
EM38SLS-24 Or / Yada EM38SLS-28		2FL - 600 8FH - 1600
EM1-XX		FL + 4FH
EM2-03		FL + 4FH
EM70LS-03		FL + 4FH
EM51LS-03		FL
EM38SLS-05		FL + 2FH
EM45-05		FH
EM38SLS-02		4FH
EM38SLS-06		FL
PB3-7-800		FL + 4FH
EM51LS-11		2FH
O.RING-3 mm		2FH

PROFILES / PROFİLLER

Code Kod	Drawing Çizim	Cut Kesim	Quantity Miktar	Dimensions (mm) Boyutlar	Mechanical Treatment Mekanik İşlem
38SLS-101-00			2 Pcs / Adet	FL	-
			2 Pcs / Adet	FH	
38SLS-201-00			2 Pcs / Adet	FH - 78	✓
38SLS-211-00 Or / Yada 38SLS-212-00			4 Pcs / Adet	(FL/4) - 104	-
38SLS-221-00			2 Pcs / Adet	FH - 78	✓
38SLS-401-00			2 Pcs / Adet	FH - 47.6	✓
38SLS-502-00			1 Pcs / Adet	FH - 78	✓
38SLS-402-00			2 Pcs / Adet	(FL/2) - 35	✓
08-1XX-00			4 Pcs / Adet	(FL/4) - 19.3	-
			4 Pcs / Adet	FH - 91.6	
38SLS-520-00			1 Pcs / Adet	FL	✓

PLASTIC PROFILES / PLASTİK PROFİLLER

Code Kod	Drawing Çizim	Cut Kesim	Quantity Miktar	Dimensions (mm) Boyutlar	Mechanical Treatment Mekanik İşlem
EM38SLS-501			4 Pcs / Adet	FH - 78	✓
EM38SLS-212			2 Pcs / Adet	FH - 172	-

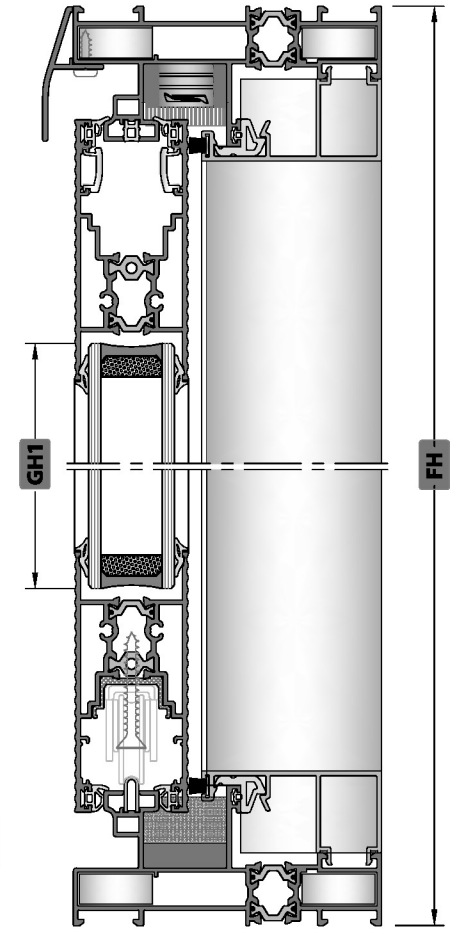
CORNER JOINTS / KÖŞE BAĞLANTILAR

Code / Kod	Quantity / Miktar	Picture / Resim
CC-101-24.5 Or / Yada LC-1125	8 Pcs / Adet	

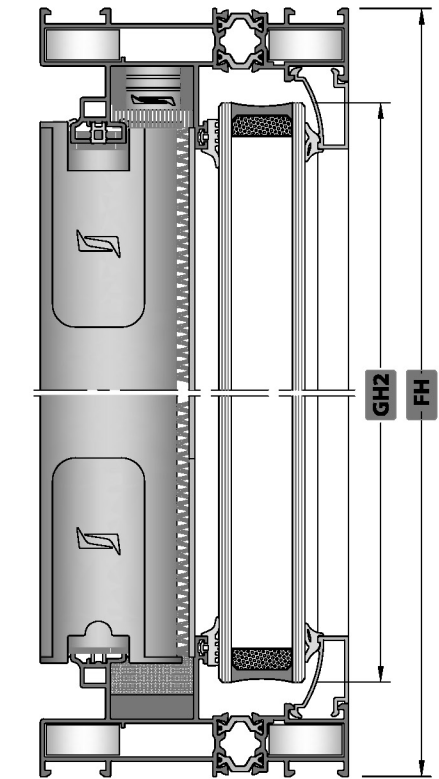
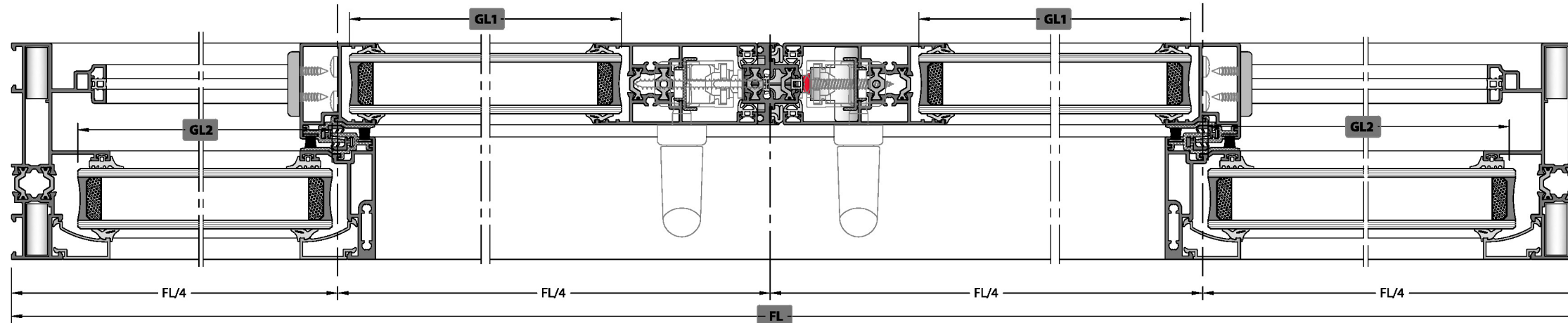
CONSUMABLE MATERIALS / SARF MALZEMELER

Code Kod	Description Açıklama	Quantity (pcs-m) Miktar (Paket)	Picture Resim
EM38SLS-LS-31	FIXED WEATHER STRIP SET SABİTLİ HAVA KESİCİ TAKIMI	2 Set / Takım	
EM38SLS-51	CLAMPING ACCESSORIES SET KENET AKSESUAR TAKIMI	2 Set / Takım	
EM38SLS-52	LIFT & SLIDE CLAMPING SPONGE KALDIR-SÜR KENET SÜNGERİ	2 Set / Takım	
EM38SLS-21	SASH JOINT PLASTIC KANAT BİRLEŞİM PLASTİĞİ	4 Pcs / Adet	
EM38SLS-502	FOUR SASH ACCESSORIES SET DÖRT KANAT AKSESUAR TAKIMI	2 Pcs / Adet	
EM51LS-07	SASH STABILITY PLASTIC KANAT DENGELERİ PLASTİĞİ	Sash / Kanat Adedi Sash / Kanat Adedi	Sash / Kanat ≤1000 mm W / İst. 4 Pcs / Adet Sash / Kanat ≥1000 mm W / İst. 6 Pcs / Adet
EM38SLS-C02	INJECTION GASKET ENJEKSİYON FİTİL	2 Set / Takım	
EM38SLS-C01	INJECTION GASKET ENJEKSİYON FİTİL	2 Set / Takım	
EM38SLS-190	FRAME MONTAGE WEDGE KASA MONTAJ TAKOZU	((FL-2000) / 1000) + 1 Min. 1 Pieces / Adet Round Up / Yukarı Yuvarla [X]	
EM38SLS-103A	U PVC U PVC	4 Pcs / Adet	
AC77BF-401	STAINLESS RAIL PASLANMAZ RAY (3,25 M)	1 Pcs / Adet (FL - 78)	
EM11-10	DRAINAGE CAP TAHLİYE KAPAGI	((FL/4 - 250) / 650) + 1 Min. 1 Pieces / Adet Round Up / Yukarı Yuvarla [X] Use twice of the result. Sonuçun 2 katını kullanın.	
EM70LS-10	DRAINAGE CAP TAHLİYE KAPAGI	1 Pcs / Adet	
EM38-23	SASH STOPPER KANAT STOPER	2 Pcs / Adet	

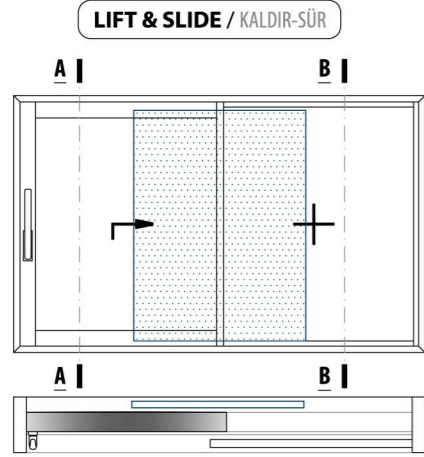
[X] Round Up
Yukarı Yuvarla



A-A SECTION / KESİTİ



B-B SECTION / KESİTİ



✓ Please look at the assembly drawings for mechanical treatment.
Mekanik işlemler için lütfen uygulama detayları bölümüne bakınız.

SASH GLASS / KANAT CAMI

Code Kod	Drawing Çizim	Quantity Miktar	Dimensions (mm) Boyutlar
GLASS CAM		1 Pcs / Adet	GL1 = (FL/2) - 105.5 GH1 = FH - 220

FIXED SIDE GLASS / SABİT KISIM CAMI

Code Kod	Drawing Çizim	Quantity Miktar	Dimensions (mm) Boyutlar
GLASS CAM		1 Pcs / Adet	GL2 = (FL/2) - 33.3 GH2 = FH - 61.6

PROFILES / PROFİLLER

Code Kod	Drawing Çizim	Cut Kesim	Quantity Miktar	Dimensions (mm) Boyutlar	Mechanical Treatment Mekanik İşlem
38SLS-151-00			2 Pcs / Adet	FL	-
38SLS-201-00			1 Pcs / Adet	FH - 78	✓
38SLS-211-00 Or / Yada 38SLS-212-00			2 Pcs / Adet	(FL/2) - 135	-
38SLS-221-00			1 Pcs / Adet	FH - 78	✓
38SLS-401-00			1 Pcs / Adet	FH - 47.6	✓
38SLS-402-00			2 Pcs / Adet	(FL/2) - 41.3	✓
38SLS-403-00			1 Pcs / Adet	FH - 101	-
08-1XX-00			2 Pcs / Adet	(FL/2) - 19.3	-
38SLS-520-00			1 Pcs / Adet	FL	✓
38T-251-00			1 Pcs / Adet	(FL/2) - 54.5	-
38T-252-00			1 Pcs / Adet	(FL/2) - 54.5	-
38T-252-00			1 Pcs / Adet	FH - 74	-
38T-252-00			1 Pcs / Adet	FH - 174.8	-
38SLS-252-00			1 Pcs / Adet	FH - 74	✓

PLASTIC PROFILES / PLASTİK PROFİLLER

Code Kod	Drawing Çizim	Cut Kesim	Quantity Miktar	Dimensions (mm) Boyutlar	Mechanical Treatment Mekanik İşlem
EM38SLS-501			2 Pcs / Adet	FH - 78	✓
EM38SLS-212			1 Pcs / Adet	FH - 172	-

CORNER JOINTS / KÖŞE BAĞLANTILAR

Code / Kod	Quantity / Miktar	Picture / Resim
CC-101-24.5 Or / Yada LC-1125	12 Pcs / Adet	
CC-101-26.5 Or / Yada LC-1127	2 Pcs / Adet	
MK-20.1	4 Pcs / Adet	
LC-107	4 Pcs / Adet	

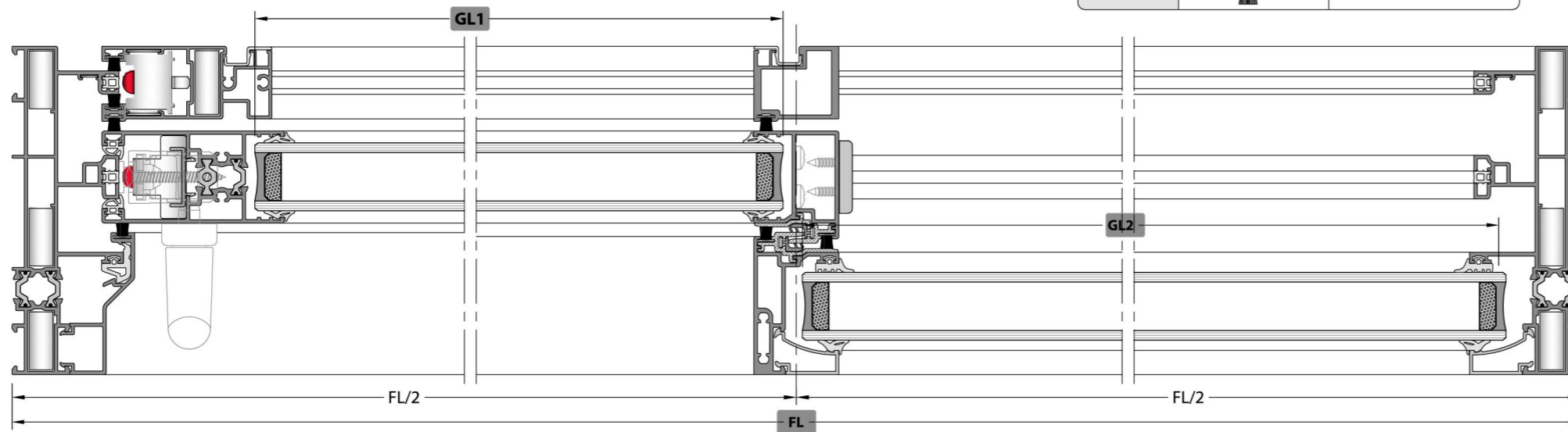
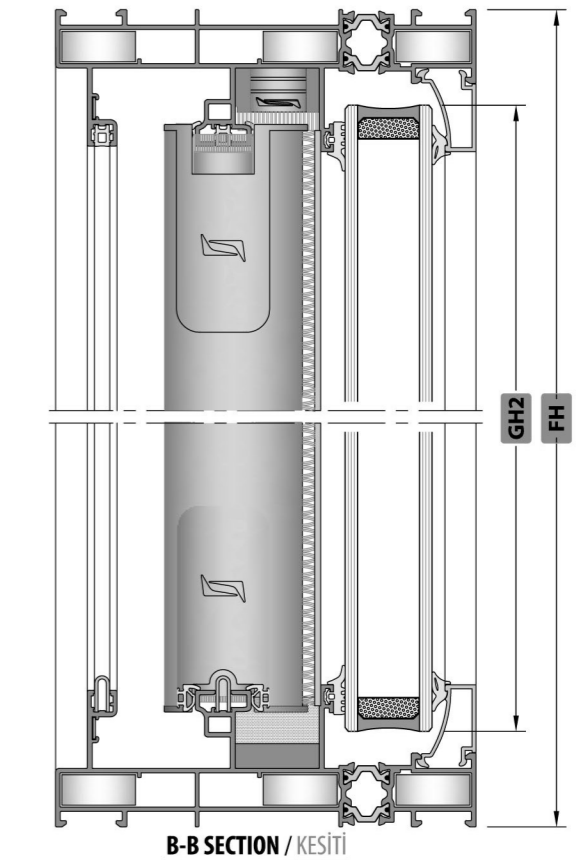
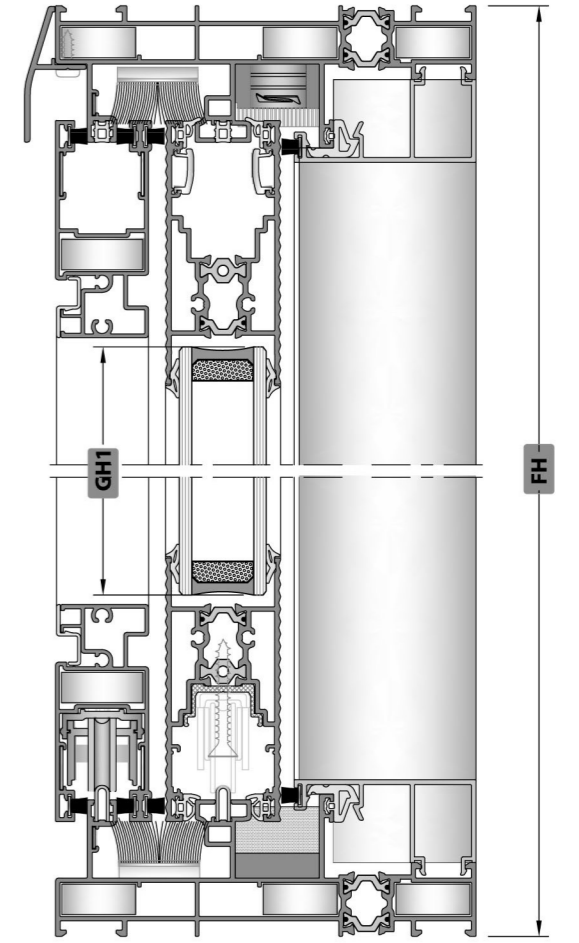
CONSUMABLE MATERIALS / SARF MALZEMELER

Code Kod	Description Açıklama	Quantity (pcs-m) Miktar (Paket)	Picture Resim
EM38SLS-LS-31	FIXED WEATHER STRIP SET SABİTLİ HAVA KESİCİ TAKIMI	1 Set / Takım	
EM38SLS-51	CLAMPING ACCESSORIES SET KENET AKSESUAR TAKIMI	1 Set / Takım	
EM38SLS-52	LIFT & SLIDE CLAMPING SPONGE KALDIR-SÜR KENET SÜNGERİ	1 Set / Takım	
EM38SLS-21	SASH JOINT PLASTIC KANAT BİRLEŞİM PLASTİĞİ	2 Pcs / Adet	
EM51LS-07	SASH STABILITY PLASTIC KANAT DENGE PLASTİĞİ	Sash Amount: Sash / Kanat ≤ 1000 mm # / set 4 Pieces / Adet Sash / Kanat ≥ 1000 mm # / set 6 Pieces / Adet	
EM38SLS-C02	INJECTION GASKET ENJEKSİYON FİTİL	1 Set / Takım	
EM38SLS-C01	INJECTION GASKET ENJEKSİYON FİTİL	1 Set / Takım	
EM38SLS-190	FRAME MONTAGE WEDGE KASA MONTAJ TAKOZU	((FL-2000) / 1000) + 1 Min. 1 Pieces / Adet Round Up / Yukarı Yuvarla [X]	
EM38SLS-103A	U PVC U PVC	2 Pcs / Adet	
AC77BF-401	STAINLESS RAIL PASLANMAZ RAY (3,25 M)	1 Pcs / Adet (FL - 78)	
EM11-10	DRAINAGE CAP TAHLİYE KAPAGI	((FL/2 - 250) / 650) + 1 Min. 1 Pieces / Adet Round Up / Yukarı Yuvarla [X]	
EM70LS-10	DRAINAGE CAP TAHLİYE KAPAGI	1 Pcs / Adet	
EM09-0001	CAP / KAPAK	4 Pcs / Adet	
ZM-07	WEATHER STRIP HAVA KESİCİ	2 Pcs / Adet 430 mm	
EM38-23	SASH STOPPER KANAT STOPER	1 Pcs / Adet	
ZM-0330	FLYSCREEN STOPPER SİNEKLİK STOPER	1 Pcs / Adet	
EM38-32	PULLEY WITH 2 WHEELS SÜRME İKİLİ RULMAN (120 Kg)	2 Pcs / Adet	

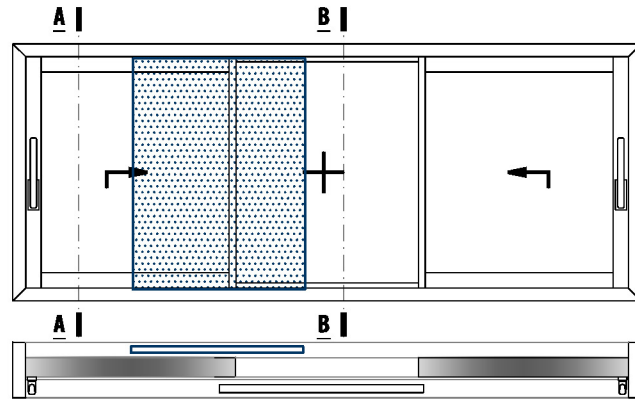
[X] Round Up
Yukarı Yuvarla

Code Kod	Picture Resim	Quantity Miktar
EM38SLS-24 Or / Yada EM38SLS-28		2FL - 400 4FH - 800
EM1-XX		1FL + 2FH
EM2-03		1FL + 2FH
EM70LS-03		1FL + 2FH
EM51LS-03		1FL
EM38SLS-05		1FL + 2FH
EM38SLS-02		2FH
EM38SLS-06		1FL + 1FH
PB3-7-800		4FL + 7FH

**CUTTING SIZE / KESİM ÖLÇÜLERİ
SINGLE RAIL FRAME / TEK RAYLI KASA**



LIFT & SLIDE / KALDIR-SÜR



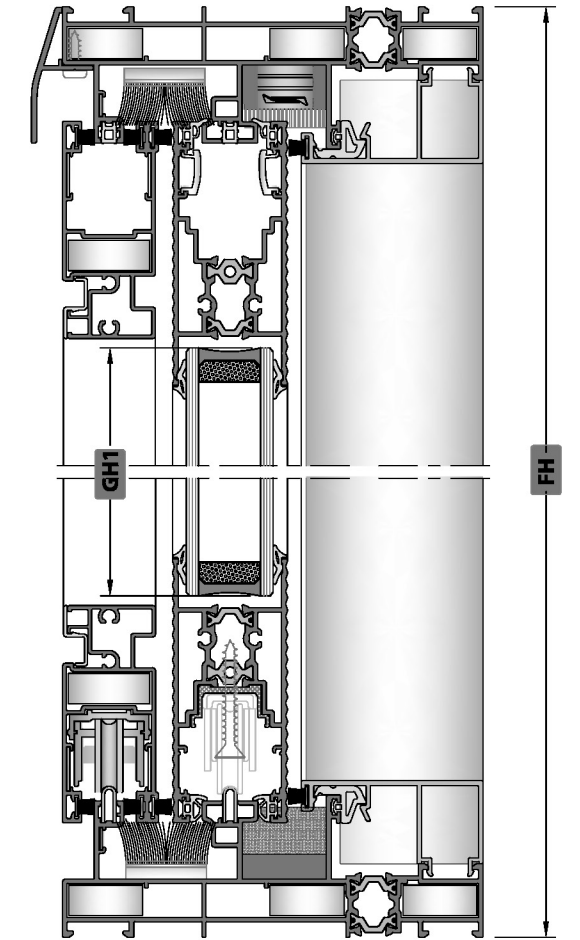
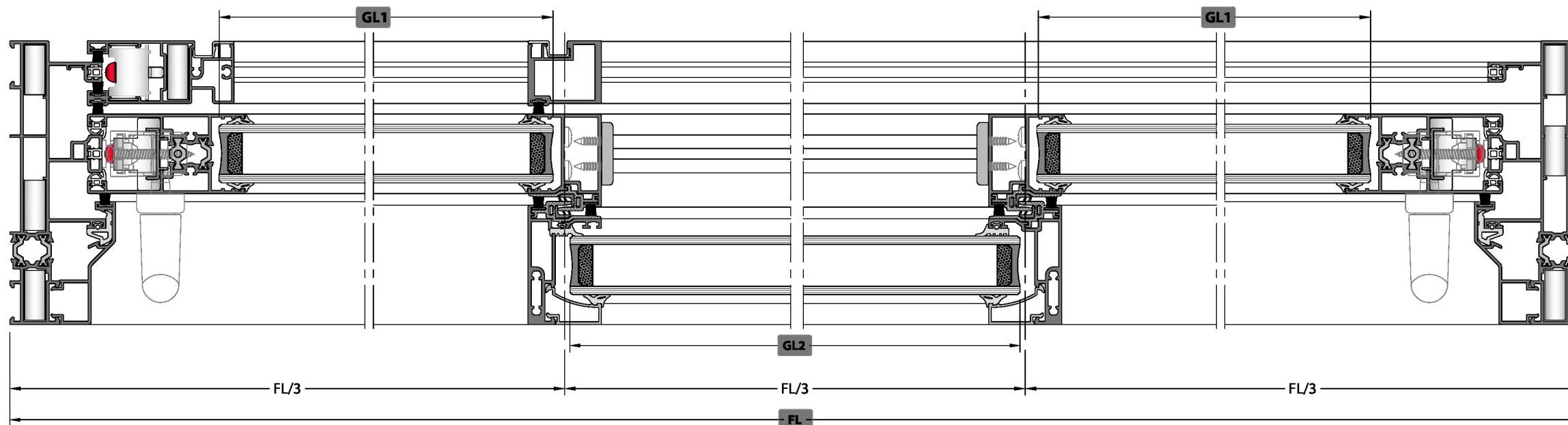
✓ **Please look at the assembly drawings for mechanical treatment.**
Mekanik işlemler için lütfen uygulama detayları bölümüne bakınız.

SASH GLASS / KANAT CAMI

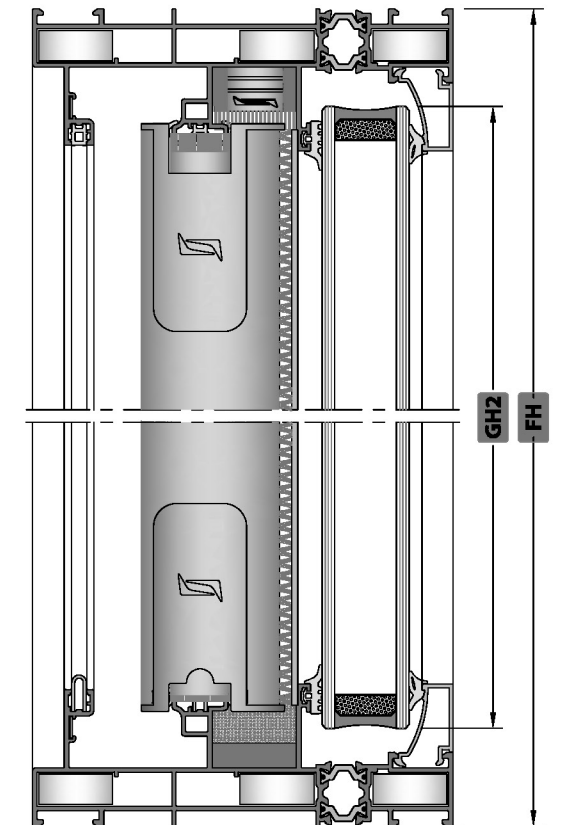
Code Kod	Drawing Çizim	Quantity Miktar	Dimensions (mm) Boyutlar
GLASS CAM		2 Pcs / Adet	GL1 = (FL/3) - 105,5 GH1 = FH - 220

FIXED SIDE GLASS / SABİT KISIM CAMI

Code Kod	Drawing Çizim	Quantity Miktar	Dimensions (mm) Boyutlar
GLASS CAM		1 Pcs / Adet	GL2 = (FL/3) - 5 GH2 = FH - 61,6

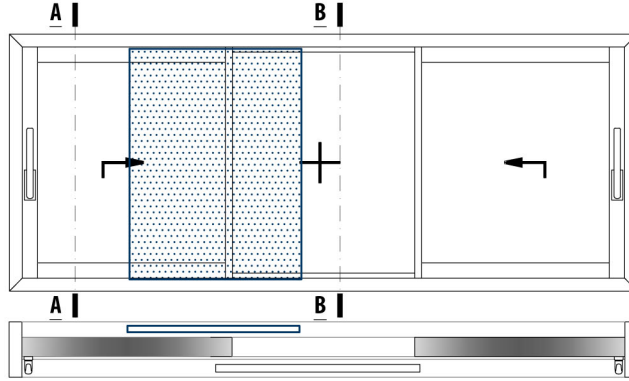


A-A SECTION / KESİTİ



B-B SECTION / KESİTİ

LIFT & SLIDE / KALDIR-SÜR



PROFILES / PROFİLLER

Code Kod	Drawing Çizim	Cut Kesim	Quantity Miktar	Dimensions (mm) Boyutlar	Mechanical Treatment Mekanik İşlem
38SLS-151-00			2 Pcs / Adet	FL	-
			2 Pcs / Adet	FH	
38SLS-201-00			2 Pcs / Adet	FH - 78	✓
38SLS-211-00 Or / Yada			4 Pcs / Adet	(FL/3) - 135	-
38SLS-212-00					
38SLS-221-00			2 Pcs / Adet	FH - 78	✓
38SLS-401-00			2 Pcs / Adet	FH - 47.6	✓
38SLS-402-00			4 Pcs / Adet	(FL/3) - 41.3	✓
38SLS-403-00			2 Pcs / Adet	FH - 101	-
08-1XX-00			2 Pcs / Adet	(FL/3) + 9	-
			2 Pcs / Adet	FH - 91.6	
38SLS-520-00			1 Pcs / Adet	FL	✓
38T-251-00			1 Pcs / Adet	(FL/3) - 54.5	-
			1 Pcs / Adet	(FL/3) - 54.5	
			1 Pcs / Adet	FH - 74	
38T-252-00			1 Pcs / Adet	(FL/3) - 105	-
			1 Pcs / Adet	(FL/3) - 105	
			1 Pcs / Adet	FH - 174.8	
			1 Pcs / Adet	FH - 74	
38SLS-252-00			1 Pcs / Adet	FH - 74	✓

PLASTIC PROFILES / PLASTİK PROFİLLER

Code Kod	Drawing Çizim	Cut Kesim	Quantity Miktar	Dimensions (mm) Boyutlar	Mechanical Treatment Mekanik İşlem
EM38SLS-501			4 Pcs / Adet	FH - 78	✓
EM38SLS-212			2 Pcs / Adet	FH - 172	-

CORNER JOINTS / KÖŞE BAĞLANTILAR

Code / Kod	Quantity / Miktar	Picture / Resim
CC-101-24.5 Or / Yada LC-1125	12 Pcs / Adet	
CC-101-26.5 Or / Yada LC-1127	2 Pcs / Adet	
MK-20.1	4 Pcs / Adet	
LC-107	4 Pcs / Adet	

CONSUMABLE MATERIALS / SARF MALZEMELER

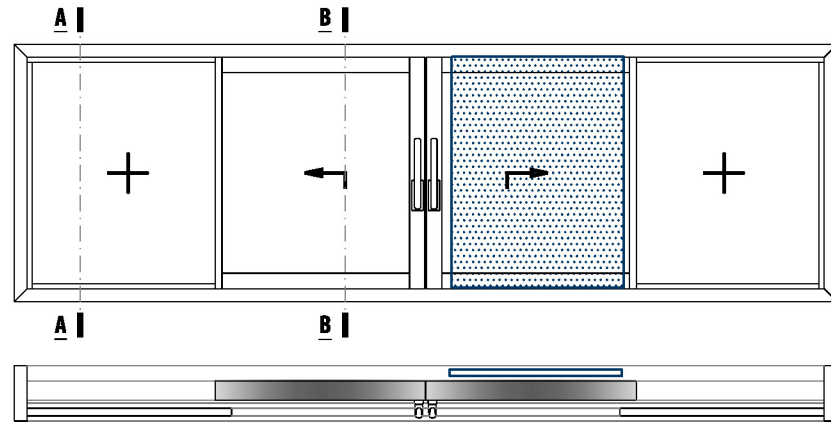
Code Kod	Description Açıklama	Quantity (pcs-m) Miktar (Paket)	Picture Resim
EM38SLS-LS-31	FIXED WEATHER STRIP SET SABİTLİ HAVA KESİCİ TAKIMI	2 Set / Takım	
EM38SLS-51	CLAMPING ACCESSORIES SET KENET AKSESUAR TAKIMI	2 Set / Takım	
EM38SLS-52	LIFT & SLIDE CLAMPING SPONGE KALDIR-SÜR KENET SÜNGERİ	2 Set / Takım	
EM38SLS-21	SASH JOINT PLASTIC KANAT BİRLEŞİM PLASTİĞİ	4 Pcs / Adet	
EM51LS-07	SASH STABILITY PLASTIC KANAT DENGELERİ PLASTİĞİ	Sash Amount Kanat Adedi Sash / Kanat <1000 mm if / ise 4 Pieces / Adet Sash / Kanat >1000 mm if / ise 6 Pieces / Adet	
EM38SLS-C02	INJECTION GASKET ENJEKSİYON FİTİL	2 Set / Takım	
EM38SLS-C01	INJECTION GASKET ENJEKSİYON FİTİL	2 Set / Takım	
EM38SLS-190	FRAME MONTAGE WEDGE KASA MONTAJ TAKOZU	((FL-2000) / 1000) + 1 Min. 1 Pieces / Adet Round Up / Yukarı Yuvarla [X]	
EM38SLS-103A	U PVC U PVC	4 Pcs / Adet	
AC77BF-401	STAINLESS RAIL PASLANMAZ RAY (3,25 M)	1 Pcs / Adet (FL - 78)	
EM11-10	DRAINAGE CAP TAHLİYE KAPAGI	((FL/3 - 200) / 650) + 1 Min. 1 Pieces / Adet Round Up / Yukarı Yuvarla [X]	
EM70LS-10	DRAINAGE CAP TAHLİYE KAPAGI	1 Pcs / Adet	
EM09-0001	CAP / KAPAK	4 Pcs / Adet	
ZM-07	WEATHER STRIP HAVA KESİCİ	2 Pcs / Adet 430 mm	
PB-67-1800			
EM38-23	SASH STOPPER KANAT STOPER	2 Pcs / Adet	
ZM-0330	FLYSCREEN STOPPER SİNEKLİK STOPER	1 Pcs / Adet	
EM38-32	PULLEY WITH 2 WHEELS SÜRME İKİLİ RULMAN (120 Kg)	2 Pcs / Adet	

GASKETS / FİTİLLER

Code Kod	Picture Resim	Quantity Miktar
EM38SLS-24 Or / Yada EM38SLS-28		5 (FL/3) 8FH - 1600
EM1-XX		2 (FL/3) 2FH
EM2-03		2 (FL/3) 2FH
EM70LS-03		4 (FL/3) 4FH
EM51LS-03		4 (FL/3)
EM38SLS-05		1FL + 2FH
EM38SLS-02		4FH
EM38SLS-06		4 (FL/3) 2FH
PB3-7-800		10 (FL/3) 10FH

[X] Round Up
Yukarı Yuvarla

LIFT & SLIDE / KALDIR-SÜR



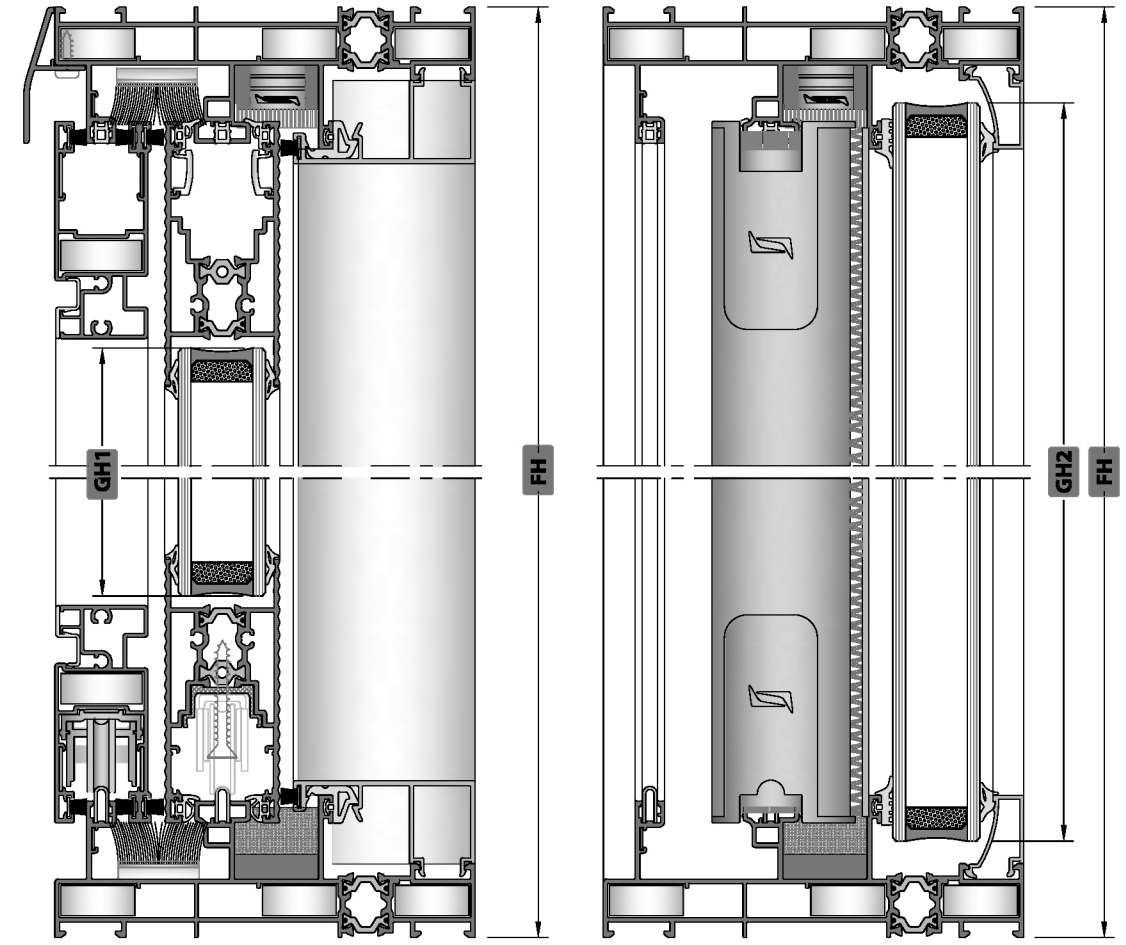
✓ Please look at the assembly drawings for mechanical treatment.
Mekanik işlemler için lütfen uygulama detayları bölümüne bakınız.

SASH GLASS / KANAT CAMI

Code Kod	Drawing Çizim	Quantity Miktar	Dimensions (mm) Boyutlar
GLASS CAM		2 Pcs / Adet	GL1 = (FL/4) - 74.5 GH1 = FH - 220

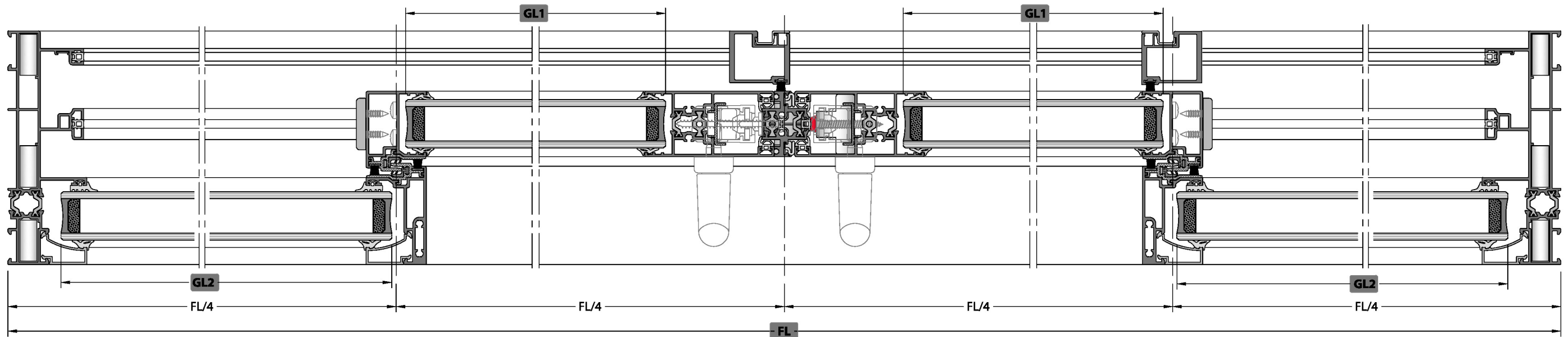
FIXED SIDE GLASS / SABİT KISIM CAMI

Code Kod	Drawing Çizim	Quantity Miktar	Dimensions (mm) Boyutlar
GLASS CAM		2 Pcs / Adet	GL2 = (FL/4) - 33.3 GH2 = FH - 61.6

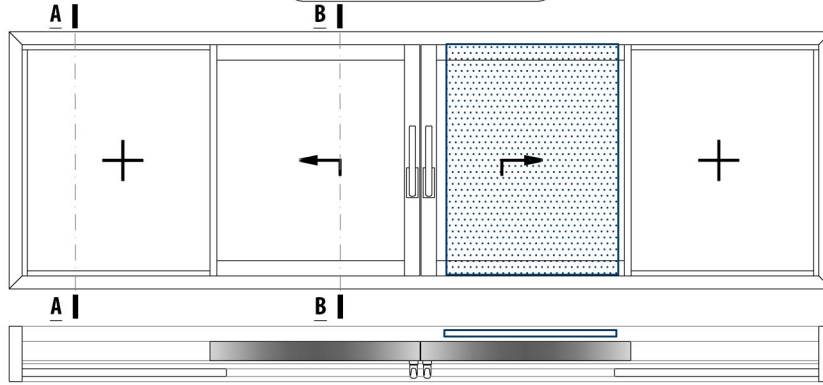


A-A SECTION / KESİTİ

B-B SECTION / KESİTİ



LIFT & SLIDE / KALDIR-SÜR



PROFILES / PROFİLLER

Code Kod	Drawing Çizim	Cut Kesim	Quantity Miktar	Dimensions (mm) Boyutlar	Mechanical Treatment Mekanik İşlem
38SLS-151-00			2 Pcs / Adet	FL	-
			2 Pcs / Adet	FH	
38SLS-201-00			2 Pcs / Adet	FH - 78	✓
38SLS-211-00 Or / Yada 38SLS-212-00			4 Pcs / Adet	(FL/4) - 104	-
38SLS-221-00			2 Pcs / Adet	FH - 78	✓
38SLS-401-00			2 Pcs / Adet	FH - 47.6	✓
38SLS-502-00			1 Pcs / Adet	FH - 78	✓
38SLS-402-00			2 Pcs / Adet	(FL/2) - 35	✓
08-1XX-00			4 Pcs / Adet	(FL/4) - 19.3	-
			4 Pcs / Adet	FH - 91.6	
38SLS-520-00			1 Pcs / Adet	FL	✓
38T-251-00			2 Pcs / Adet	(FL/4) - 20.6	-
38T-252-00			2 Pcs / Adet	(FL/4) - 20.6	-
			2 Pcs / Adet	FH - 74	
38SLS-252-00			2 Pcs / Adet	FH - 74	✓

PLASTIC PROFILES / PLASTİK PROFİLLER

Code Kod	Drawing Çizim	Cut Kesim	Quantity Miktar	Dimensions (mm) Boyutlar	Mechanical Treatment Mekanik İşlem
EM38SLS-501			4 Pcs / Adet	FH - 78	✓
EM38SLS-212			2 Pcs / Adet	FH - 172	-

CORNER JOINTS / KÖŞE BAĞLANTILAR

Code / Kod	Quantity / Miktar	Picture / Resim
CC-101-24.5 Or / Yada LC-1125	12 Pcs / Adet	
LC-107	4 Pcs / Adet	

CONSUMABLE MATERIALS / SARF MALZEMELER

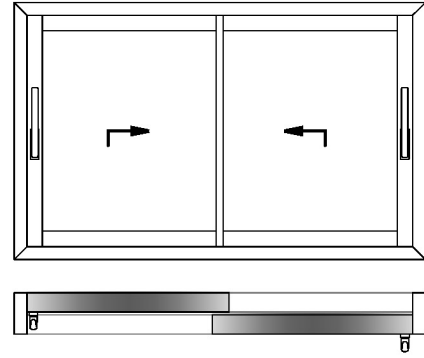
Code Kod	Description Açıklama	Quantity (pcs-m) Miktar (Paket)	Picture Resim
EM38SLS-LS-31	FIXED WEATHER STRIP SET SABİTLİ HAVA KESİCİ TAKIMI	2 Set / Takım	
EM38SLS-51	CLAMPING ACCESSORIES SET KENET AKSESUAR TAKIMI	2 Set / Takım	
EM38SLS-52	LIFT & SLIDE CLAMPING SPONGE KALDIR-SÜR KENET SÜNGERİ	2 Set / Takım	
EM38SLS-21	SASH JOINT PLASTIC KANAT BİRLEŞİM PLASTİĞİ	4 Pcs / Adet	
EM38SLS-502	FOUR SASH ACCESSORIES SET DÖRT KANAT AKSESUAR TAKIMI	2 Pcs / Adet	
EM51LS-07	SASH STABILITY PLASTIC KANAT DENGECİ PLASTİĞİ	Sash Amount Kanat Adedi Sash / Kanat ≤1000 mm # / Set 4 Pieces / Adet Sash / Kanat ≥1000 mm # / Set 6 Pieces / Adet	
EM38SLS-C02	INJECTION GASKET ENJEKSİYON FİTİL	2 Set / Takım	
EM38SLS-C01	INJECTION GASKET ENJEKSİYON FİTİL	2 Set / Takım	
EM38SLS-190	FRAME MONTAGE WEDGE KASA MONTAJ TAKOZU	((FL-2000) / 1000) + 1 Min. 1 Pieces / Adet Round Up / Yukarı Yuvarla [X]	
EM38SLS-103A	U PVC U PVC	4 Pcs / Adet	
AC77BF-401	STAINLESS RAIL PASLANMAZ RAY (3,25 M)	1 Pcs / Adet (FL - 78)	
EM11-10	DRAINAGE CAP TAHLİYE KAPAGI	((FL/2 - 230) / 650) + 1 Min. 1 Pieces / Adet Round Up / Yukarı Yuvarla [X]	
EM70LS-10	DRAINAGE CAP TAHLİYE KAPAGI	1 Pcs / Adet	
EM09-0001	CAP / KAPAK	4 Pcs / Adet	
ZM-07	WEATHER STRIP HAVA KESİCİ	2 Pcs / Adet	
PB-67-1800		430 mm	
EM38-23	SASH STOPPER KANAT STOPER	1 Pcs / Adet	
EM38-32	PULLEY WITH 2 WHEELS SÜRME İKİLİ RULMAN (120 Kg)	2 Pcs / Adet	

[X] Round Up
Yukarı Yuvarla

GASKETS / FİTİLLER

Code Kod	Picture Resim	Quantity Miktar
EM38SLS-24 Or / Yada EM38SLS-28		2FL - 600 8FH - 1600
EM1-XX		FL + 4FH
EM2-03		FL + 4FH
EM70LS-03		FL + 4FH
EM51LS-03		FL
EM38SLS-05		FL + 2FH
EM45-05		FH
EM38SLS-02		4FH
EM38SLS-06		FL
PB3-7-800		3FL + 8FH
EM51LS-11		2FH
O.RING-3 mm		2FH

LIFT & SLIDE / KALDIR-SÜR



✓ Please look at the assembly drawings for mechanical treatment.
Mekanik işlemler için lütfen uygulama detayları bölümüne bakınız.

GLASS / CAM

Code Kod	Drawing Çizim	Quantity Miktar	Dimensions (mm) Boyutlar
GLASS CAM		2 Pcs / Adet	GL = (FL/2) - 105.5 GH = FH - 220

PROFILES / PROFİLLER

Code Kod	Drawing Çizim	Cut Kesim	Quantity Miktar	Dimensions (mm) Boyutlar	Mechanical Treatment Mekanik İşlem
38SLS-112-00			2 Pcs / Adet	FL	-
			2 Pcs / Adet	FH	
38SLS-201-00			2 Pcs / Adet	FH - 78	-
38SLS-211-00 Or / Yada 38SLS-212-00			4 Pcs / Adet	(FL/2) - 135	-
38SLS-221-00			2 Pcs / Adet	FH - 78	✓
Optional Opsiyonel 38SLS-421-00			2 Pcs / Adet	FH - 88	-
38SLS-520-00			1 Pcs / Adet	FL	✓

PLASTIC PROFILES / PLASTİK PROFİLLER

Code Kod	Drawing Çizim	Cut Kesim	Quantity Miktar	Dimensions (mm) Boyutlar	Mechanical Treatment Mekanik İşlem
EM38SLS-102			2 Pcs / Adet	FL - 40	-
			2 Pcs / Adet	FH - 40	
EM38SLS-501			2 Pcs / Adet	FH - 78	✓
EM38SLS-212			2 Pcs / Adet	FH - 172	-

CORNER JOINTS / KÖŞE BAĞLANTILAR

Code / Kod	Quantity / Miktar	Picture / Resim
CC-101-24.5 Or / Yada LC-1125	8 Pcs / Adet	
MK-20.1	4 Pcs / Adet	

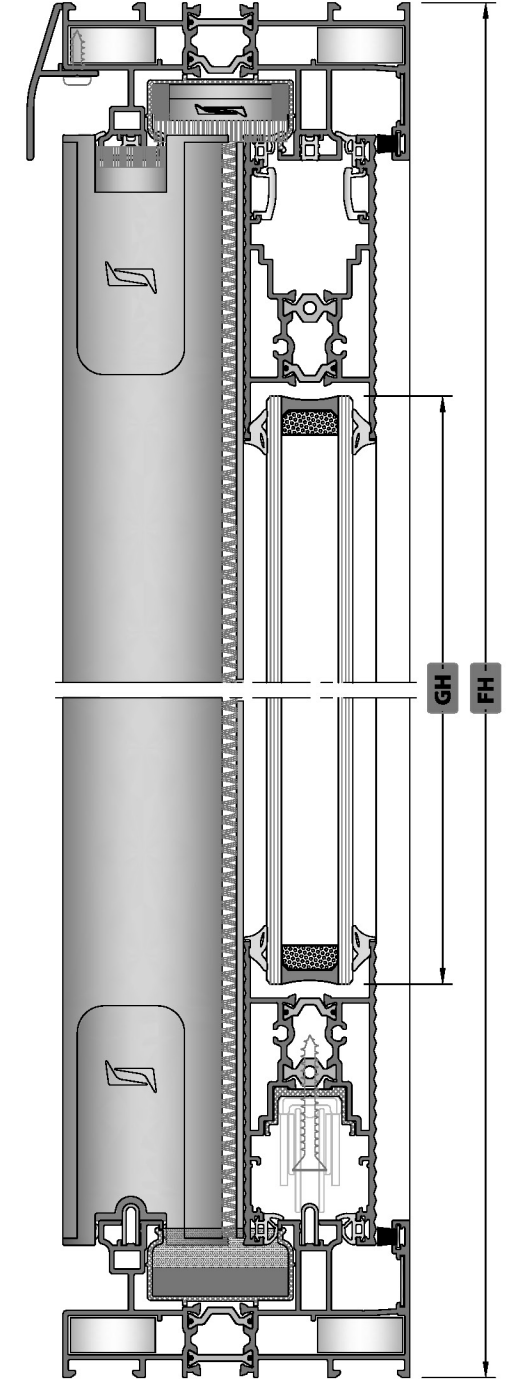
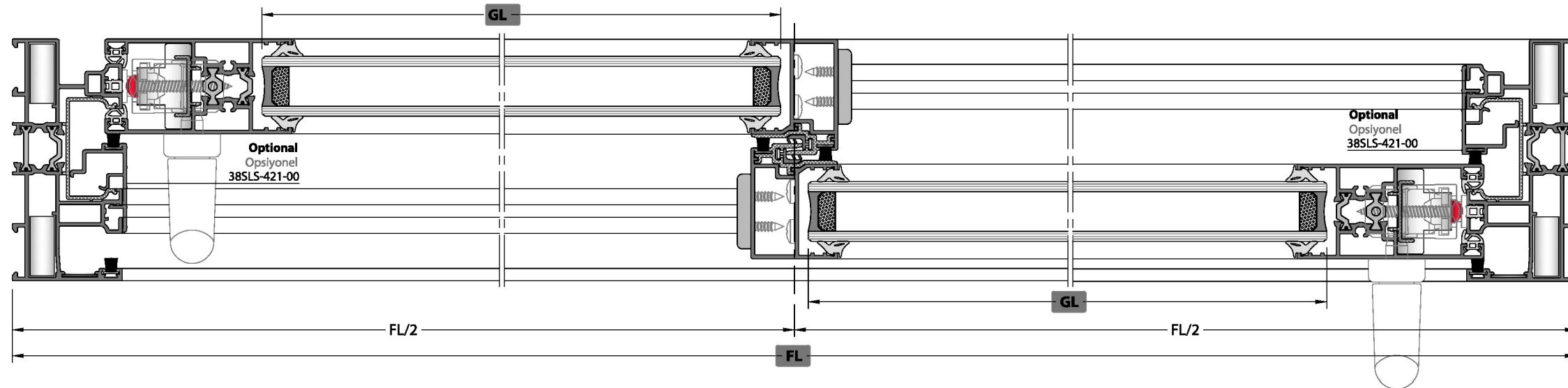
CONSUMABLE MATERIALS / SARF MALZEMELER

Code Kod	Description Açıklama	Quantity (pcs-m) Miktar (Paket)	Picture Resim
EM38SLS-LS-32	WEATHER STRIP SET 2'Lİ KASA HAVA KESİCİ TAKIMI	1 Set / Takım	
EM38SLS-51	CLAMPING ACCESSORIES SET KENET AKSESUAR TAKIMI	2 Set / Takım	
EM38SLS-52	LIFT & SLIDE CLAMPING SPONGE KALDIR-SÜR KENET SÜNGERİ	2 Set / Takım	
EM38SLS-21	SASH JOINT PLASTIC KANAT BİRLEŞİM PLASTİĞİ	4 Pcs / Adet	
EM51LS-07	SASH STABILITY PLASTIC KANAT DENGELERİ PLASTİĞİ	Sash / Kanat $\leq 1000 \text{ mm}^2 / \text{set}$ 4 Pieces / Adet Sash / Kanat >math>2000 \text{ mm}^2 / \text{set}</math> 6 Pieces / Adet	
EM38SLS-C02	INJECTION GASKET ENJEKSİYON FİTİL	2 Set / Takım	
EM38SLS-C01	INJECTION GASKET ENJEKSİYON FİTİL	2 Set / Takım	
EM38SLS-190	FRAME MONTAGE WEDGE KASA MONTAJ TAKOZU	((FL-2000) / 1000) + 1 Min. 1 Pieces / Adet Round Up / Yukarı Yuvarla [X]	
EM38SLS-103A	U PVC U PVC	4 Pcs / Adet	
AC77BF-401	STAINLESS RAIL PASLANMAZ RAY (3,25 M)	2 Pcs / Adet (FL - 78)	
EM11-10	DRAINAGE CAP TAHLİYE KAPAĞI	((FL/2 - 250) / 650) + 1 Min. 1 Pieces / Adet Round Up / Yukarı Yuvarla [X]	
EM70LS-10	DRAINAGE CAP TAHLİYE KAPAĞI	1 Pcs / Adet	
EM38-23	SASH STOPPER KANAT STOPER	1 Pcs / Adet	

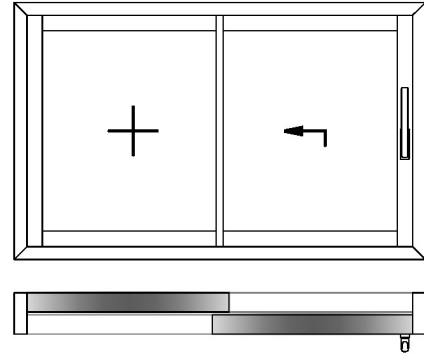
[X] Round Up
Yukarı Yuvarla

GASKETS / FİTİLLER

Code Kod	Picture Resim	Quantity Miktar
EM38SLS-24 Or / Yada EM38SLS-28		4FL + 8FH
EM70LS-03		2FL + 4FH
EM51LS-03		2FL
EM38SLS-05		2FL + 4FH
EM38SLS-02		2FH
PB3-7-800		2FL + 4FH



LIFT & SLIDE / KALDIR-SÜR



✓ Please look at the assembly drawings for mechanical treatment.
Mekanik işlemler için lütfen uygulama detayları bölümüne bakınız.

GLASS / CAM

Code Kod	Drawing Çizim	Quantity Miktar	Dimensions (mm) Boyutlar
GLASS CAM		2 Pcs / Adet	GL = (FL/2) - 105.5 GH = FH - 220

GASKETS / FİTİLLER

Code Kod	Picture Resim	Quantity Miktar
EM38SLS-24 Or / Yada EM38SLS-28		4FL + 8FH
EM70LS-03		2FL + 4FH
EM51LS-03		2FL
EM38SLS-05		2FL + 4FH
EM38SLS-02		2FH
PB3-7-800		2FL + 4FH

PROFILES / PROFİLLER

Code Kod	Drawing Çizim	Cut Kesim	Quantity Miktar	Dimensions (mm) Boyutlar	Mechanical Treatment Mekanik İşlem
38SLS-112-00			2 Pcs / Adet	FL	-
			2 Pcs / Adet	FH	
38SLS-201-00			2 Pcs / Adet	FH - 78	-
38SLS-211-00 Or / Yada 38SLS-212-00			4 Pcs / Adet	(FL/2) - 135	-
38SLS-221-00			2 Pcs / Adet	FH - 78	✓
Optional Opsiyonel 38SLS-421-00			2 Pcs / Adet	FH - 88	-
38SLS-520-00			1 Pcs / Adet	FL	✓

PLASTIC PROFILES / PLASTİK PROFİLLER

Code Kod	Drawing Çizim	Cut Kesim	Quantity Miktar	Dimensions (mm) Boyutlar	Mechanical Treatment Mekanik İşlem
EM38SLS-102			2 Pcs / Adet	FL - 40	-
			2 Pcs / Adet	FH - 40	
EM38SLS-501			2 Pcs / Adet	FH - 78	✓
EM38SLS-212			2 Pcs / Adet	FH - 172	-

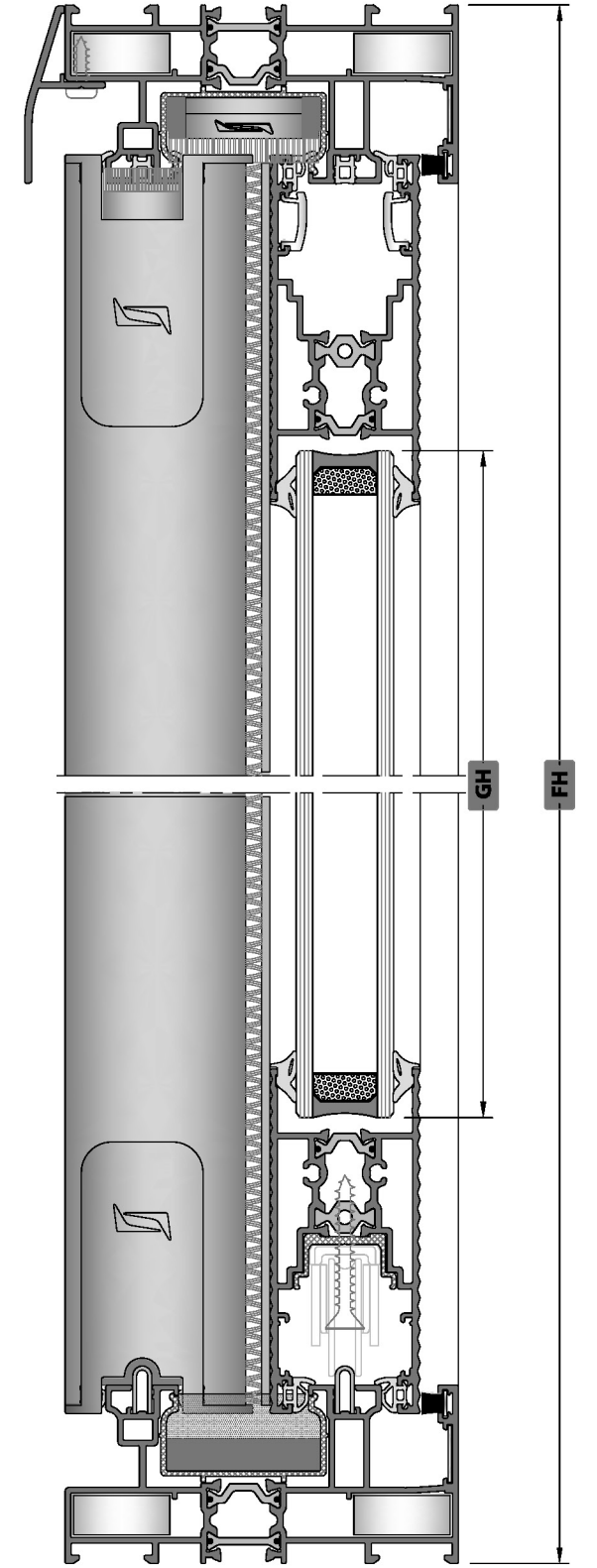
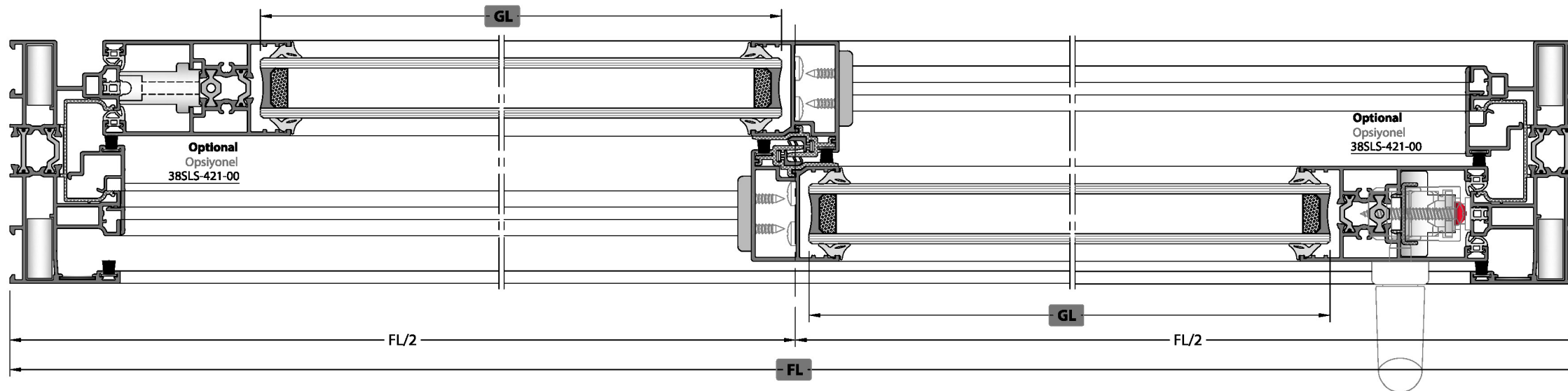
CORNER JOINTS / KÖŞE BAĞLANTILAR

Code / Kod	Quantity / Miktar	Picture / Resim
CC-101-24.5 Or / Yada LC-1125	8 Pcs / Adet	
MK-20.1	4 Pcs / Adet	

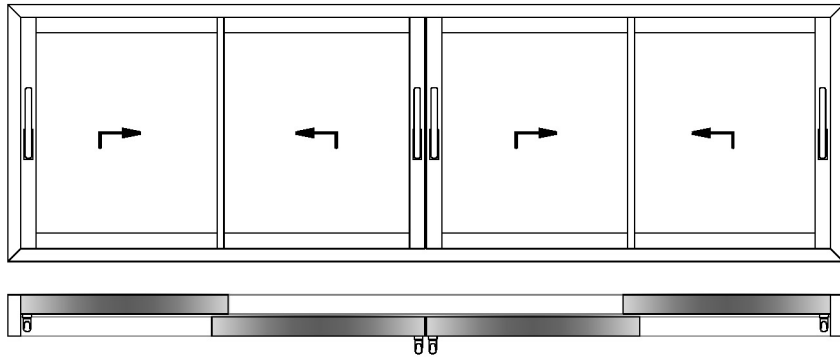
CONSUMABLE MATERIALS / SARF MALZEMELER

Code Kod	Description Açıklama	Quantity (pcs-m) Miktar (Paket)	Picture Resim
EM38SLS-LS-32	WEATHER STRIP SET 2'Lİ KASA HAVA KESİCİ TAKIMI	1 Set / Takım	
EM38SLS-51	CLAMPING ACCESSORIES SET KENET AKSESUAR TAKIMI	2 Set / Takım	
EM38SLS-52	LIFT & SLIDE CLAMPING SPONGE KALDIR-SÜR KENET SÜNGERİ	2 Set / Takım	
EM38SLS-21	SASH JOINT PLASTIC KANAT BİRLEŞİM PLASTİĞİ	4 Pcs / Adet	
EM51LS-07	SASH STABILITY PLASTIC KANAT DENGELERİ PLASTİĞİ	Sash / Kanat $\leq 1000 \text{ mm}^2 / \text{set}$ 4 Pieces / Adet Sash / Kanat $\geq 1000 \text{ mm}^2 / \text{set}$ 6 Pieces / Adet	
EM38SLS-C02	INJECTION GASKET ENJEKSİYON FİTİL	2 Set / Takım	
EM38SLS-C01	INJECTION GASKET ENJEKSİYON FİTİL	2 Set / Takım	
EM38SLS-190	FRAME MONTAGE WEDGE KASA MONTAJ TAKOZU	((FL-2000) / 1000) + 1 Min. 1 Pieces / Adet Round Up / Yukarı Yuvarla [X]	
EM38SLS-103A	U PVC U PVC	2 Pcs / Adet	
AC77BF-401	STAINLESS RAIL PASLANMAZ RAY (3,25 M)	2 Pcs / Adet (FL - 78)	
EM11-10	DRAINAGE CAP TAHLİYE KAPAĞI	((FL/2 - 250) / 650) + 1 Min. 1 Pieces / Adet Round Up / Yukarı Yuvarla [X]	
EM70LS-10	DRAINAGE CAP TAHLİYE KAPAĞI	1 Pcs / Adet	
EM38SLS-29/A	SASH FIXING WEDGE KANAT SABİTLEME TAKOZU	2 Pcs / Adet	
EM38SLS-29/B	SASH FIXING WEDGE KANAT SABİTLEME TAKOZU	3 Pcs / Adet	
EM38-23	SASH STOPPER KANAT STOPPER	1 Pcs / Adet	
EM09-0001	CAP / KAPAK	1 Pcs / Adet	

[X] Round Up
Yukarı Yuvarla



LIFT & SLIDE / KALDIR-SÜR



✓ Please look at the assembly drawings for mechanical treatment.
Mekanik işlemler için lütfen uygulama detayları bölümüne bakınız.

GLASS / CAM

Code Kod	Drawing Çizim	Quantity Miktar	Dimensions (mm) Boyutlar
GLASS CAM		4 Pcs / Adet	GL = (FL/4) - 90 GH = FH - 220

PROFILES / PROFİLLER

Code Kod	Drawing Çizim	Cut Kesim	Quantity Miktar	Dimensions (mm) Boyutlar	Mechanical Treatment Mekanik İşlem
38SLS-112-00			2 Pcs / Adet	FL	-
			2 Pcs / Adet	FH	
38SLS-201-00			4 Pcs / Adet	FH - 78	-
38SLS-211-00 Or / Yada 38SLS-212-00			8 Pcs / Adet	(FL/4) - 119.4	-
38SLS-221-00			4 Pcs / Adet	FH - 78	✓
Optional Opsiyonel 38SLS-421-00			2 Pcs / Adet	FH - 88	-
38SLS-520-00			1 Pcs / Adet	FL	✓
38SLS-502-00			1 Pcs / Adet	FH - 78	✓

PLASTIC PROFILES / PLASTİK PROFİLLER

Code Kod	Drawing Çizim	Cut Kesim	Quantity Miktar	Dimensions (mm) Boyutlar	Mechanical Treatment Mekanik İşlem
EM38SLS-102			2 Pcs / Adet	FL - 40	-
			2 Pcs / Adet	FH - 40	
EM38SLS-501			4 Pcs / Adet	FH - 78	✓
EM38SLS-212			4 Pcs / Adet	FH - 172	-

CORNER JOINTS / KÖŞE BAĞLANTILAR

Code / Kod	Quantity / Miktar	Picture / Resim
CC-101-24.5 Or / Yada LC-1125	8 Pcs / Adet	
MK-20.1	4 Pcs / Adet	

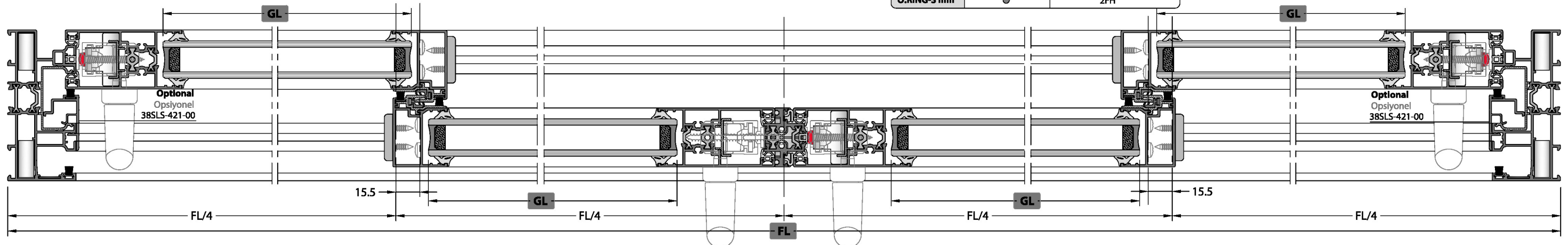
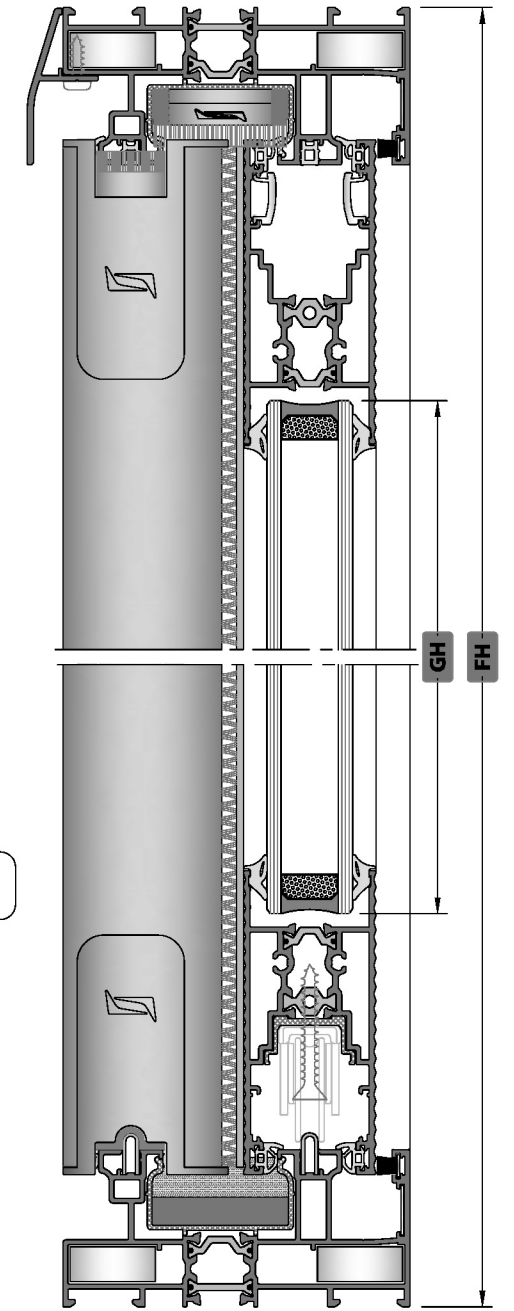
CONSUMABLE MATERIALS / SARF MALZEMELER

Code Kod	Description Açıklama	Quantity (pcs-m) Miktar (Paket)	Picture Resim
EM38SLS-LS-32	WEATHER STRIP SET ZLI KASA HAVA KESİCİ TAKIMI	2 Set / Takım	
EM38SLS-51	CLAMPING ACCESSORIES SET KENET AKSESUAR TAKIMI	4 Set / Takım	
EM38SLS-52	LIFT & SLIDE CLAMPING SPONGE KALDIR-SÜR KENET SÜNGERİ	4 Set / Takım	
EM38SLS-21	SASH JOINT PLASTIC KANAT BİRLEŞİM PLASTİĞİ	8 Pcs / Adet	
EM38SLS-502	FOUR SASH ACCESSORIES SET DÖRT KANAT AKSESUAR TAKIMI	2 Pcs / Adet	
EM51LS-07	SASH STABILITY PLASTIC KANAT DENGESİ PLASTİĞİ	Sash / Kanat <1000 mm W / İst. 4 Pieces / Adet Sash / Kanat >1000 mm W / İst. 6 Pieces / Adet (Her 1 Sash / Kanat İçin)	
EM38SLS-C02	INJECTION GASKET ENJEKSİYON FİTİL	4 Set / Takım	
EM38SLS-C01	INJECTION GASKET ENJEKSİYON FİTİL	4 Set / Takım	
EM38SLS-190	FRAME MONTAGE WEDGE KASA MONTAJ TAKOZU	((FL-2000) / 1000) + 1 Min. 1 Pieces / Adet Round Up / Yukarı Yuvarla [X]	
EM38SLS-103A	U PVC U PVC	8 Pcs / Adet	
AC77BF-401	STAINLESS RAIL PASLANMAZ RAY (3,25 M)	2 Pcs / Adet (FL - 78)	
EM11-10	DRAINAGE CAP TAHLİYE KAPAGI	((FL/2 - 230) / 650) + 1 Min. 1 Pieces / Adet Round Up / Yukarı Yuvarla [X]	
EM70LS-10	DRAINAGE CAP TAHLİYE KAPAGI	1 Pcs / Adet	
EM38-23	SASH STOPPER KANAT STOPER	3 Pcs / Adet	

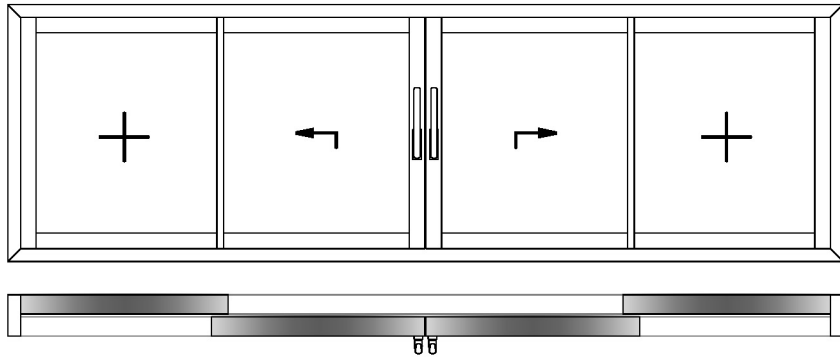
GASKETS / FİTİLLER

Code Kod	Picture Resim	Quantity Miktar
EM38SLS-24 Or / Yada EM38SLS-28		4FL + 16FH
EM70LS-03		2FL + 8FH
EM51LS-03		2FL
EM38SLS-05		2FL + 4FH
EM45-05		1FH
EM38SLS-02		4FH
PB3-7-800		2FL + 8FH
EM51LS-11		2FH
O.RING-3 mm		2FH

[X] Round Up
Yukarı Yuvarla



LIFT & SLIDE / KALDIR-SÜR



✓ Please look at the assembly drawings for mechanical treatment.
Mekanik işlemler için lütfen uygulama detayları bölümüne bakınız.

GLASS / CAM

Code Kod	Drawing Çizim	Quantity Miktar	Dimensions (mm) Boyutlar
GLASS CAM		4 Pcs / Adet	GL = (FL/4) - 90 GH = FH - 220

GASKETS / FİTİLLER

Code Kod	Description Açıklama	Picture Resim
EM38SLS-24 Or / Yada EM38SLS-28		4FL + 16FH
EM70LS-03		2FL + 8FH
EM51LS-03		2FL
EM38SLS-05		2FL + 4FH
EM45-05		1FH
EM38SLS-02		4FH
PB3-7-800		2FL + 8FH
EM51LS-11		2FH
O.RING-3 mm		2FH

PROFILES / PROFİLLER

Code Kod	Drawing Çizim	Cut Kesim	Quantity Miktar	Dimensions (mm) Boyutlar	Mechanical Treatment Mekanik İşlem
38SLS-112-00			2 Pcs / Adet	FL	-
			2 Pcs / Adet	FH	
38SLS-201-00			4 Pcs / Adet	FH - 78	-
38SLS-211-00 Or / Yada 38SLS-212-00			8 Pcs / Adet	(FL/4) - 119.4	-
38SLS-221-00			4 Pcs / Adet	FH - 78	✓
Optional 38SLS-421-00			2 Pcs / Adet	FH - 88	
38SLS-520-00			1 Pcs / Adet	FL	✓
38SLS-502-00			1 Pcs / Adet	FH - 78	✓

PLASTIC PROFILES / PLASTİK PROFİLLER

Code Kod	Drawing Çizim	Cut Kesim	Quantity Miktar	Dimensions (mm) Boyutlar	Mechanical Treatment Mekanik İşlem
EM38SLS-102			2 Pcs / Adet	FL - 40	-
			2 Pcs / Adet	FH - 40	
EM38SLS-501			4 Pcs / Adet	FH - 78	✓
EM38SLS-212			2 Pcs / Adet	FH - 172	-

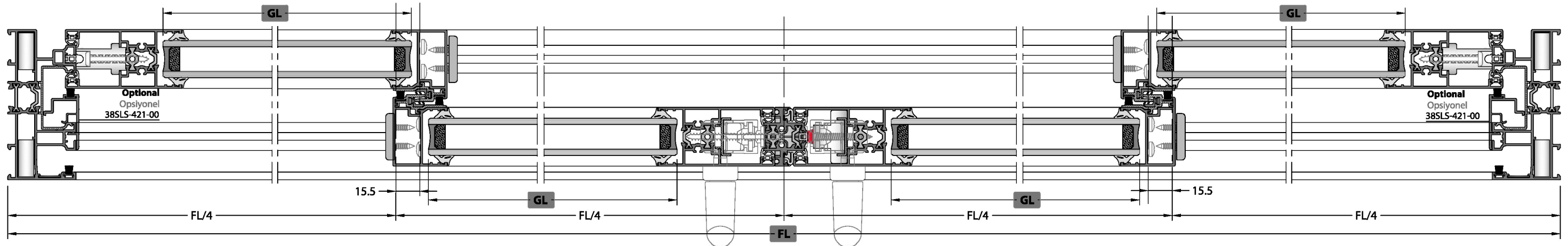
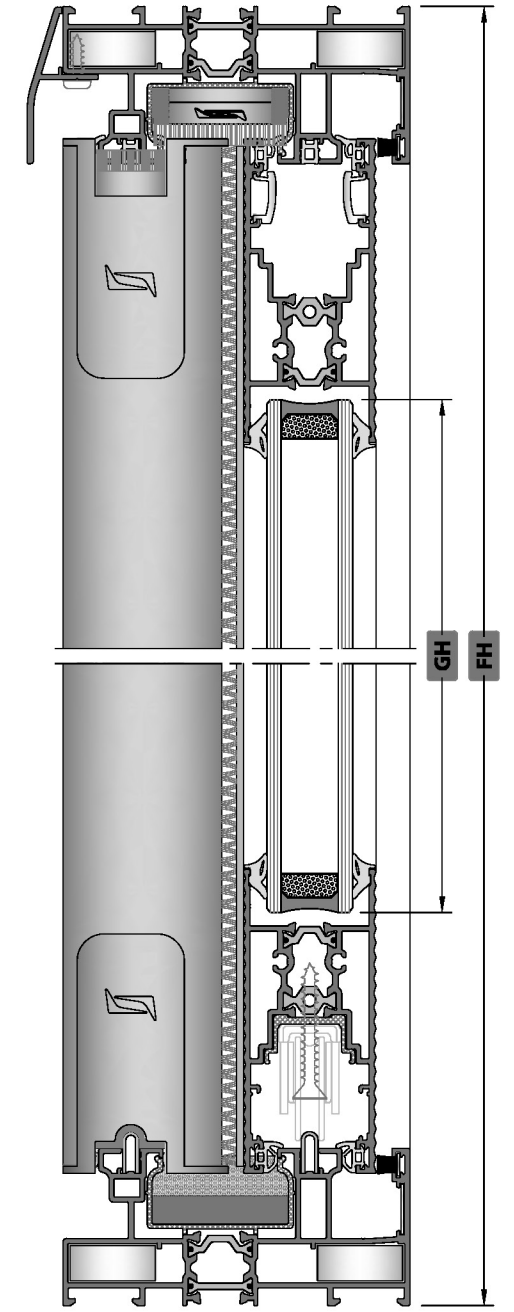
CORNER JOINTS / KÖŞE BAĞLANTILAR

Code / Kod	Quantity / Miktar	Picture / Resim
CC-101-24.5 Or / Yada LC-1125	8 Pcs / Adet	
MK-20.1	4 Pcs / Adet	

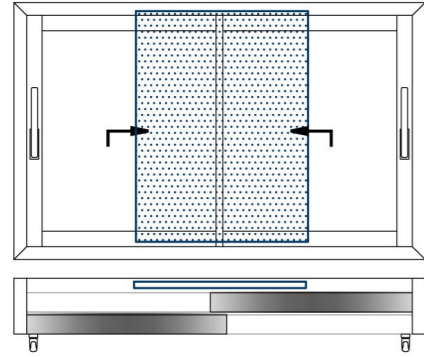
CONSUMABLE MATERIALS / SARF MALZEMELER

Code Kod	Description Açıklama	Quantity (pcs-m) Miktar (Paket)	Picture Resim
EM38SLS-LS-32	WEATHER STRIP SET 2'Lİ KASA HAVA KESİCİ TAKIMI	4 Set / Takım	
EM38SLS-51	CLAMPING ACCESSORIES SET KENET AKSESUAR TAKIMI	4 Set / Takım	
EM38SLS-52	LIFT & SLIDE CLAMPING SPONGE KALDIR-SÜR KENET SÖNGERİ	4 Set / Takım	
EM38SLS-21	SASH JOINT PLASTIC KANAT BİRLEŞİM PLASTİĞİ	8 Pcs / Adet	
EM38SLS-502	FOUR SASH ACCESSORIES SET DÖRT KANAT AKSESUAR TAKIMI	2 Pcs / Adet	
EM51LS-07	SASH STABILITY PLASTIC KANAT DENGELERİ PLASTİĞİ	Sash Amount Kanat Adedi Sash / Kanat ≤1000 mm # / Set = 4 Pieces / Adet Sash / Kanat ≥1000 mm # / Set = 6 Pieces / Adet	
EM38SLS-C02	INJECTION GASKET ENJEKSİYON FİTİL	4 Set / Takım	
EM38SLS-C01	INJECTION GASKET ENJEKSİYON FİTİL	4 Set / Takım	
EM38SLS-190	FRAME MONTAGE WEDGE KASA MONTAJ TAKOZU	((FL-2000) / 1000) + 1 Min. 1 Pieces / Adet Round Up / Yukarı Yuvarla [X]	
EM38SLS-103A	UPVC U PVC	4 Pcs / Adet	
AC77BF-401	STAINLESS RAIL PASLANMAZ RAY (3,25 M)	2 Pcs / Adet (FL - 78)	
EM11-10	DRAINAGE CAP TAHLİYE KAPAĞI	((FL/2 - 230) / 650) + 1 Min. 1 Pieces / Adet Round Up / Yukarı Yuvarla [X]	
EM70LS-10	DRAINAGE CAP TAHLİYE KAPAĞI	1 Pcs / Adet	
EM38SLS-29/A	SASH FIXING WEDGE KANAT SABİTLEME TAKOZU	4 Pcs / Adet	
EM38SLS-29/B	SASH FIXING WEDGE KANAT SABİTLEME TAKOZU	6 Pcs / Adet	
EM38-23	SASH STOPPER KANAT STOPPER	1 Pcs / Adet	
EM09-0001	CAP / KAPAK	2 Pcs / Adet	

[X] Round Up
Yukarı Yuvarla



LIFT & SLIDE / KALDIR-SÜR



✓ **Please look at the assembly drawings for mechanical treatment.**
Mekanik işlemler için lütfen uygulamaya detayları bölümüne bakınız.

GLASS / CAM

Code Kod	Drawing Çizim	Quantity Miktar	Dimensions (mm) Boyutlar
GLASS CAM		2 Pcs / Adet	GL = (FL/2) - 105.5 GH = FH - 220

PROFILES / PROFİLLER

Code Kod	Drawing Çizim	Cut Kesim	Quantity Miktar	Dimensions (mm) Boyutlar	Mechanical Treatment Mekanik İşlem
38SLS-162-00			2 Pcs / Adet	FL	-
			2 Pcs / Adet	FH	
38SLS-201-00			2 Pcs / Adet	FH - 78	-
38SLS-211-00 Or / Yada 38SLS-212-00			4 Pcs / Adet	(FL/2) - 135	-
38SLS-221-00			2 Pcs / Adet	FH - 78	✓
Optional Opsiyonel 38SLS-421-00			2 Pcs / Adet	FH - 88	-
38SLS-520-00			1 Pcs / Adet	FL	✓
38T-251-00			1 Pcs / Adet	(FL/2) - 54.5	-
			1 Pcs / Adet	(FL/2) - 54.5	
			1 Pcs / Adet	FH - 74	
38T-252-00			1 Pcs / Adet	(FL/2) - 105	-
			1 Pcs / Adet	(FL/2) - 105	
			1 Pcs / Adet	FH - 174.8	
38SLS-252-00			1 Pcs / Adet	FH - 74	✓
			1 Pcs / Adet	FH - 74	

PLASTIC PROFILES / PLASTİK PROFİLLER

Code Kod	Drawing Çizim	Cut Kesim	Quantity Miktar	Dimensions (mm) Boyutlar	Mechanical Treatment Mekanik İşlem
EM38SLS-102			2 Pcs / Adet	FL - 40	-
			2 Pcs / Adet	FH - 40	
EM38SLS-501			2 Pcs / Adet	FH - 78	✓
EM38SLS-212			2 Pcs / Adet	FH - 172	-

CORNER JOINTS / KÖŞE BAĞLANTILAR

Code / Kod	Quantity / Miktar	Picture / Resim
CC-101-24.5 Or / Yada LC-1125	12 Pcs / Adet	
CC-101-26.5 Or / Yada LC-1127	2 Pcs / Adet	
MK-20.1	8 Pcs / Adet	
LC-107	4 Pcs / Adet	

CONSUMABLE MATERIALS / SARF MALZEMELER

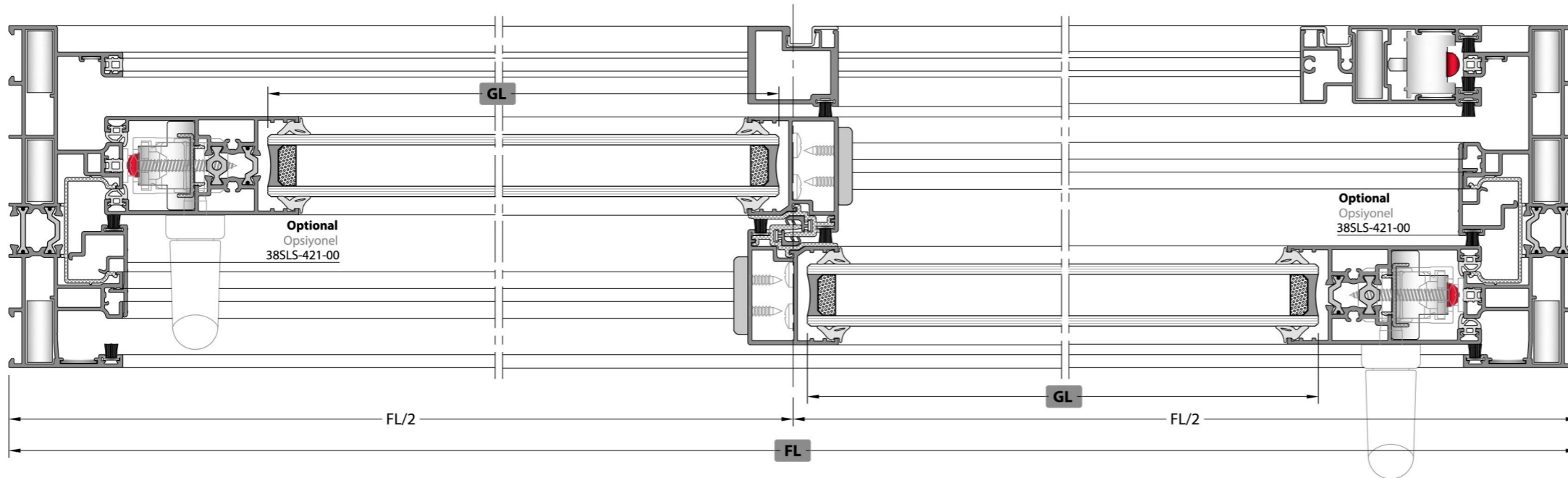
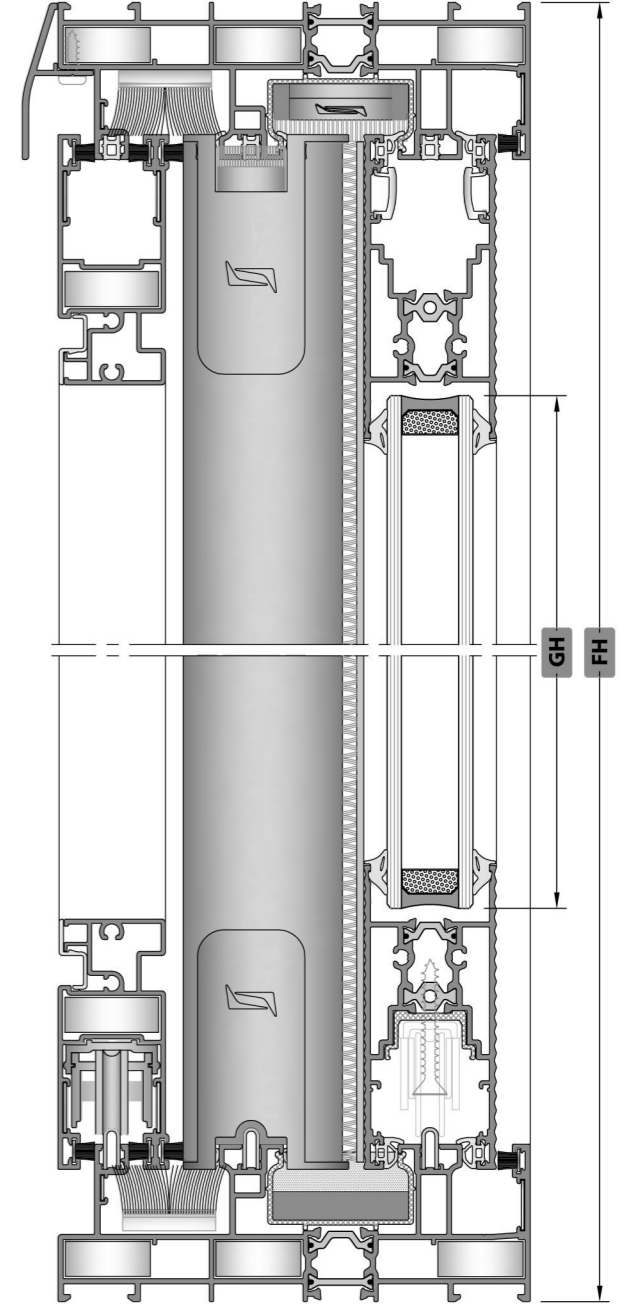
Code Kod	Description Açıklama	Quantity (pcs-m) Miktar (Paket)	Picture Resim
EM38SLS-LS-32	WEATHER STRIP SET 2'Lİ KASA HAVA KESİCİ TAKIMI	1 Set / Takım	
EM38SLS-51	CLAMPING ACCESSORIES SET KENET AKSESUAR TAKIMI	2 Set / Takım	
EM38SLS-52	LIFT & SLIDE CLAMPING SPONGE KALDIR-SÜR KENET SÜNGERİ	2 Set / Takım	
EM38SLS-21	SASH JOINT PLASTIC KANAT BİRLEŞİM PLASTİĞİ	4 Pcs / Adet	
EM51LS-07	SASH STABILITY PLASTIC KANAT DENGELERİ PLASTİĞİ	Sash / Kanat ≤ 1000 mm # / set 4 Pieces / Adet	
		Sash / Kanat ≥ 1000 mm # / set 6 Pieces / Adet	
EM38SLS-C02	INJECTION GASKET ENJEKSİYON FİTİL	2 Set / Takım	
EM38SLS-C01	INJECTION GASKET ENJEKSİYON FİTİL	2 Set / Takım	
EM38SLS-190	FRAME MONTAGE WEDGE KASA MONTAJ TAKOZU	((FL-2000) / 1000) + 1 Min. 1 Pieces / Adet	
		Round Up / Yukarı Yuvarla [X]	
EM38SLS-103A	U PVC U PVC	4 Pcs / Adet	
AC77BF-401	STAINLESS RAIL PASLANMAZ RAY (3,25 M)	3 Pcs / Adet (FL - 78)	
EM11-10	DRAINAGE CAP TAHLİYE KAPAGI	((FL/2 - 250) / 650) + 1 Min. 1 Pieces / Adet	
EM70LS-10	DRAINAGE CAP TAHLİYE KAPAGI	1 Pcs / Adet	
EM09-0001	CAP / KAPAK	4 Pcs / Adet	
ZM-07	WEATHER STRIP HAVA KESİCİ	2 Pcs / Adet	
PB-67-1800		430 mm	
EM38-23	SASH STOPPER KANAT STOPPERİ	2 Pcs / Adet	
ZM-0330	FLYSCREEN STOPPER SİNEKLİK STOPER	1 Pcs / Adet	
EM38-32	PULLEY WITH 2 WHEELS SÜRME İKİLİ RULMAN (120 Kg)	2 Pcs / Adet	

[X] Round Up
Yukarı Yuvarla

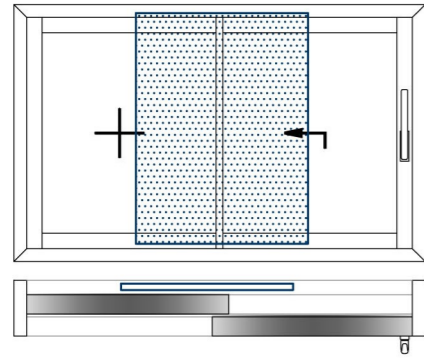
GASKETS / FİTİLLER

Code Kod	Picture Resim	Quantity Miktar
EM38SLS-24 Or / Yada EM38SLS-28		4FL + 8FH
EM70LS-03		2FL + 4FH
EM51LS-03		2FL
EM38SLS-05		2FL + 4FH
EM38SLS-02		2FH
PB3-7-800		5FL + 9FH

CUTTING SIZE / KESİM ÖLÇÜLERİ
TWO RAIL FRAME / İKİ RAYLI KASA



LIFT & SLIDE / KALDIR-SÜR



✓ Please look at the assembly drawings for mechanical treatment.
Mekanik işlemler için lütfen uygulama detayları bölümüne bakınız.

GLASS / CAM

Code Kod	Drawing Çizim	Quantity Miktar	Dimensions (mm) Boyutlar
GLASS CAM		2 Pcs / Adet	GL = (FL/2) - 105.5 GH = FH - 220

PROFILES / PROFİLLER

Code Kod	Drawing Çizim	Cut Kesim	Quantity Miktar	Dimensions (mm) Boyutlar	Mechanical Treatment Mekanik İşlem
38SLS-162-00			2 Pcs / Adet	FL	-
			2 Pcs / Adet	FH	
38SLS-201-00			2 Pcs / Adet	FH - 78	-
38SLS-211-00 Or / Yada 38SLS-212-00			4 Pcs / Adet	(FL/2) - 135	-
38SLS-221-00			2 Pcs / Adet	FH - 78	✓
Optional Opsiyonel 38SLS-421-00			2 Pcs / Adet	FH - 88	-
38SLS-520-00			1 Pcs / Adet	FL	✓
38T-251-00			1 Pcs / Adet	(FL/2) - 54.5	-
			1 Pcs / Adet	(FL/2) - 54.5	
			1 Pcs / Adet	FH - 74	
38T-252-00			1 Pcs / Adet	(FL/2) - 105	-
			1 Pcs / Adet	(FL/2) - 105	
			1 Pcs / Adet	FH - 174.8	
38SLS-252-00			1 Pcs / Adet	FH - 74	✓

PLASTIC PROFILES / PLASTİK PROFİLLER

Code Kod	Drawing Çizim	Cut Kesim	Quantity Miktar	Dimensions (mm) Boyutlar	Mechanical Treatment Mekanik İşlem
EM38SLS-102			2 Pcs / Adet	FL - 40	-
			2 Pcs / Adet	FH - 40	
EM38SLS-501			2 Pcs / Adet	FH - 78	✓
EM38SLS-212			1 Pcs / Adet	FH - 172	-

CORNER JOINTS / KÖŞE BAĞLANTILAR

Code / Kod	Quantity / Miktar	Picture / Resim
CC-101-24.5 Or / Yada LC-1125	12 Pcs / Adet	
CC-101-26.5 Or / Yada LC-1127	2 Pcs / Adet	
MK-20.1	8 Pcs / Adet	
LC-107	4 Pcs / Adet	

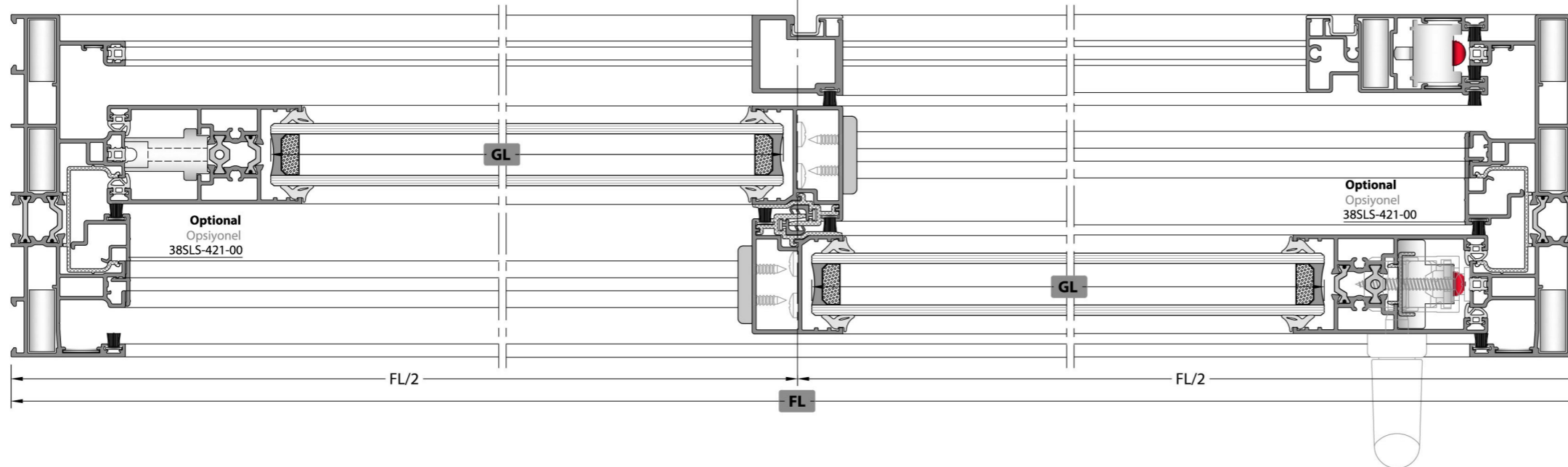
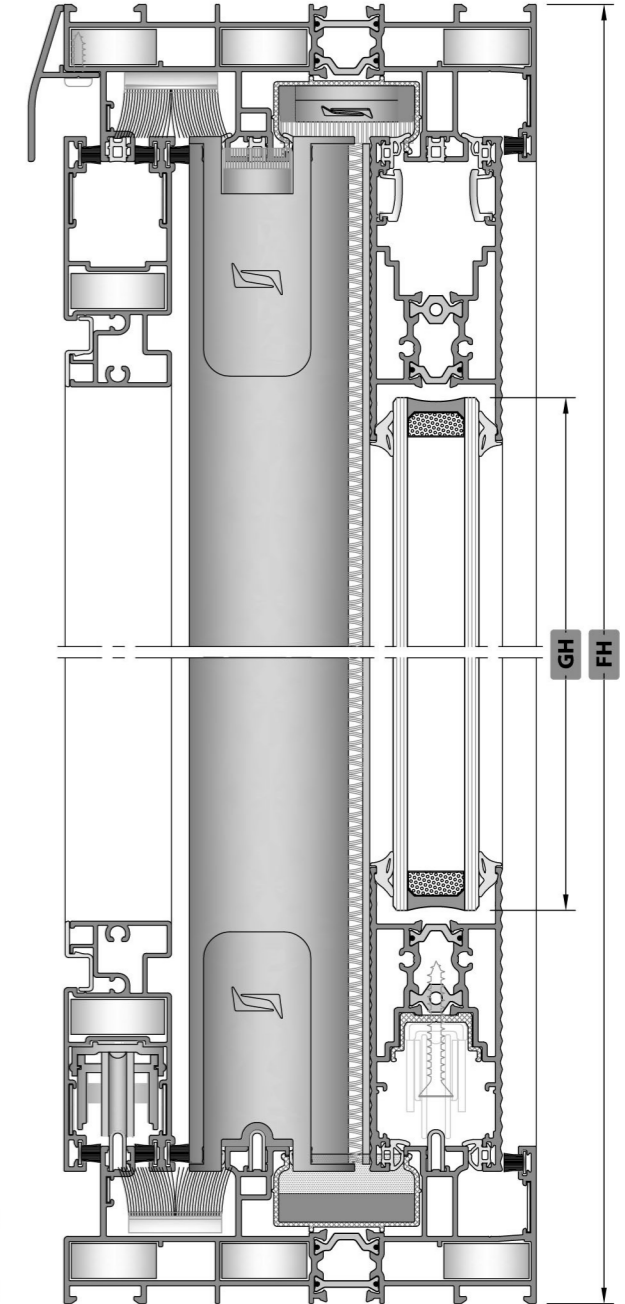
CONSUMABLE MATERIALS / SARF MALZEMELER

Code Kod	Description Açıklama	Quantity (pcs-m) Miktar (Paket)	Picture Resim
EM38SLS-LS-32	WEATHER STRIP SET 2'Lİ KASA HAVA KESİCİ TAKIMI	1 Set / Takım	
EM38SLS-51	CLAMPING ACCESSORIES SET KENET AKSESUAR TAKIMI	2 Set / Takım	
EM38SLS-52	LIFT & SLIDE CLAMPING SPONGE KALDIR-SÜR KENET SÜNGERİ	2 Set / Takım	
EM38SLS-21	SASH JOINT PLASTIC KANAT BİRLEŞİM PLASTİĞİ	4 Pcs / Adet	
EM51LS-07	SASH STABILITY PLASTIC KANAT DENGE PLASTİĞİ	Sash Amount Kanat Adedi Sash / Kanat ≤1000 mm # / Set 4 Pieces / Adet Sash / Kanat ≥1000 mm # / Set 6 Pieces / Adet	
EM38SLS-C02	INJECTION GASKET ENJEKSİYON FİTİL	2 Set / Takım	
EM38SLS-C01	INJECTION GASKET ENJEKSİYON FİTİL	2 Set / Takım	
EM38SLS-190	FRAME MONTAGE WEDGE KASA MONTAJ TAKOZU	((FL-2000) / 1000) + 1 Min. 1 Pieces / Adet Round Up / Yukarı Yuvarla [X]	
EM38SLS-103A	U PVC U PVC	2 Pcs / Adet	
AC77BF-401	STAINLESS RAIL PASLANMAZ RAY (3,25 M)	3 Pcs / Adet (FL - 78)	
EM11-10	DRAINAGE CAP TAHLİYE KAPAGI	((FL/2 - 250) / 650) + 1 Min. 1 Pieces / Adet Round Up / Yukarı Yuvarla [X]	
EM70LS-10	DRAINAGE CAP TAHLİYE KAPAGI	1 Pcs / Adet	
EM09-0001	CAP / KAPAK	5 Pcs / Adet	
ZM-07	WEATHER STRIP HAVA KESİCİ	2 Pcs / Adet	
PB-67-1800	WEATHER STRIP HAVA KESİCİ	430 mm	
EM38SLS-29/A	SASH FIXING WEDGE KANAT SABİTLEME TAKOZU	2 Pcs / Adet	
EM38SLS-29/B	SASH FIXING WEDGE KANAT SABİTLEME TAKOZU	3 Pcs / Adet	
EM38-23	SASH STOPPER KANAT STOPER	1 Pcs / Adet	
ZM-0330	FLYSCREEN STOPPER SİNEKLİK STOPER	1 Pcs / Adet	
EM38-32	PULLEY WITH 2 WHEELS SÜRME İKİLİ RULMAN (120 Kg)	2 Pcs / Adet	

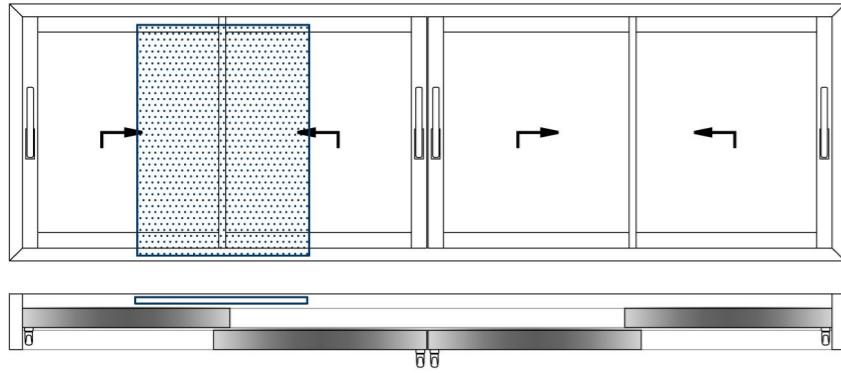
GASKETS / FİTİLLER

Code Kod	Description Açıklama	Picture Resim
EM38SLS-24 Or / Yada EM38SLS-28		4FL + 8FH
EM70LS-03		2FL + 4FH
EM51LS-03		2FL
EM38SLS-05		2FL + 4FH
EM38SLS-02		2FH
PB3-7-800		5FL + 9FH

[X] Round Up
Yukarı Yuvarla



LIFT & SLIDE / KALDIR-SÜR



✓ **Please look at the assembly drawings for mechanical treatment.**
Mekanik işlemler için lütfen uygulama detayları bölümüne bakınız.

GLASS / CAM

Code Kod	Drawing Çizim	Quantity Miktar	Dimensions (mm) Boyutlar
GLASS CAM		4 Pcs / Adet	GL = (FL/4) - 90 GH = FH - 220

GASKETS / FİTİLLER

Code Kod	Description Açıklama	Picture Resim
EM38SLS-24 Or / Yada EM38SLS-28		4FL + 16FH
EM70LS-03		2FL + 8FH
EM51LS-03		2FL
EM38SLS-05		2FL + 4FH
EM45-05		1FH
EM38SLS-02		4FH
PB3-7-800		(3.5FL) + 10FH
EM51LS-11		2FH
O.RING-3 mm		2FH

PROFILES / PROFİLLER

Code Kod	Drawing Çizim	Cut Kesim	Quantity Miktar	Dimensions (mm) Boyutlar	Mechanical Treatment Mekanik İşlem
38SLS-162-00			2 Pcs / Adet	FL	-
			2 Pcs / Adet	FH	-
38SLS-201-00			4 Pcs / Adet	FH - 78	-
38SLS-211-00 Or / Yada 38SLS-212-00			8 Pcs / Adet	(FL/4) - 119.4	-
38SLS-221-00			4 Pcs / Adet	FH - 78	✓
Optional Opsiyonel 38SLS-421-00			2 Pcs / Adet	FH - 88	-
38SLS-520-00			1 Pcs / Adet	FL	✓
38SLS-502-00			1 Pcs / Adet	FH - 78	✓
38T-251-00			1 Pcs / Adet	(FL/4) - 39	-
			1 Pcs / Adet	FH - 74	-
			1 Pcs / Adet	(FL/4) - 89.4	-
38T-252-00			1 Pcs / Adet	(FL/4) - 89.4	-
			1 Pcs / Adet	FH - 174.8	-
			1 Pcs / Adet	FH - 74	-
38SLS-252-00			1 Pcs / Adet	FH - 74	✓

PLASTIC PROFILES / PLASTİK PROFİLLER

Code Kod	Drawing Çizim	Cut Kesim	Quantity Miktar	Dimensions (mm) Boyutlar	Mechanical Treatment Mekanik İşlem
EM38SLS-102			2 Pcs / Adet	FL - 40	-
			2 Pcs / Adet	FH - 40	-
EM38SLS-501			4 Pcs / Adet	FH - 78	✓
EM38SLS-212			4 Pcs / Adet	FH - 172	-

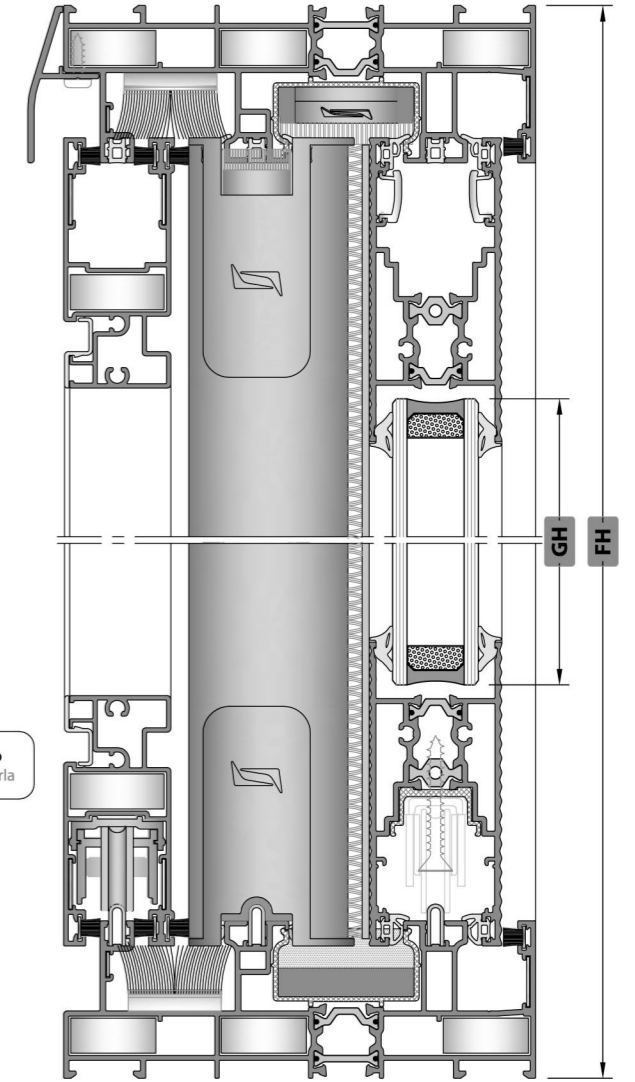
CORNER JOINTS / KÖŞE BAĞLANTILAR

Code / Kod	Quantity / Miktar	Picture / Resim
CC-101-24.5 Or / Yada LC-1125	12 Pcs / Adet	
CC-101-26.5 Or / Yada LC-1127	2 Pcs / Adet	
MK-20.1	8 Pcs / Adet	
LC-107	4 Pcs / Adet	

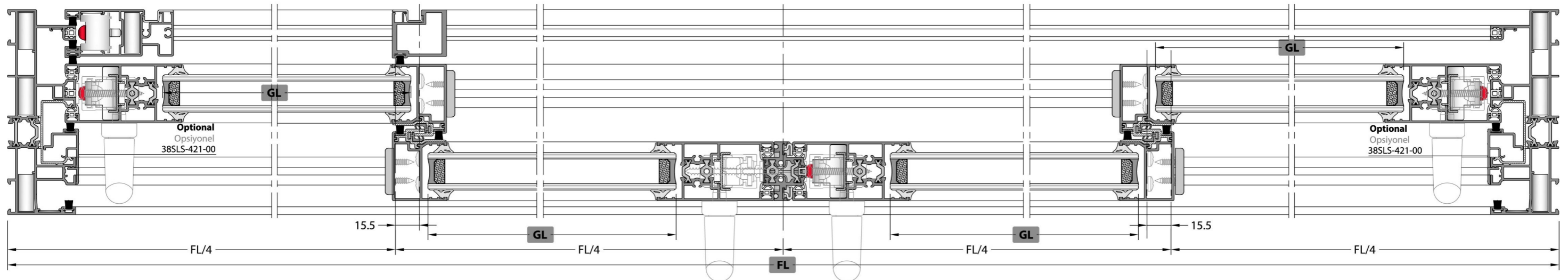
CONSUMABLE MATERIALS / SARF MALZEMELER

Code Kod	Description Açıklama	Quantity (pcs-m) Miktar (Paket)	Picture Resim
EM38SLS-LS-32	WEATHER STRIP SET 2'LI KASA HAVA KESİCİ TAKIMI	2 Set / Takım	
EM38SLS-51	CLAMPING ACCESSORIES SET KENET AKSESUAR TAKIMI	4 Set / Takım	
EM38SLS-52	LIFT & SLIDE CLAMPING SPONGE KALDIR-SÜR KENET SÜNGERİ	4 Set / Takım	
EM38SLS-21	SASH JOINT PLASTIC KANAT BİRLEŞİM PLASTİĞİ	8 Pcs / Adet	
EM38SLS-502	FOUR SASH ACCESSORIES SET DÖRT KANAT AKSESUAR TAKIMI	2 Pcs / Adet	
EM51LS-07	SASH STABILITY PLASTIC KANAT DENGELERİ PLASTİĞİ	Sash / Kanat Adedi Sash / Kanat Adedi	
EM38SLS-C02	INJECTION GASKET ENEKSIYON FİTİL	4 Set / Takım	
EM38SLS-C01	INJECTION GASKET ENEKSIYON FİTİL	4 Set / Takım	
EM38SLS-190	FRAME MONTAGE WEDGE KASA MONTAJ TAKOZU	((FL-2000) / 1000) + 1 Min. 1 Pieces / Adet Round Up / Yukarı Yuvarla [X]	
EM38SLS-103A	U PVC U PVC	8 Pcs / Adet	
AC77BF-401	STAINLESS RAIL PASLANMAZ RAY (3,25 M)	3 Pcs / Adet (FL - 78)	
EM11-10	DRAINAGE CAP TAHLİYE KAPAGI	((FL/2 - 230) / 650) + 1 Min. 1 Pieces / Adet Round Up / Yukarı Yuvarla [X]	
EM70LS-10	DRAINAGE CAP TAHLİYE KAPAGI	1 Pcs / Adet	
EM09-0001	CAP / KAPAK	4 Pcs / Adet	
ZM-07	WEATHER STRIP HAVA KESİCİ	2 Pcs / Adet	
PB-67-1800		430 mm	
EM38-23	SASH STOPPER KANAT STOPER	3 Pcs / Adet	
ZM-0330	FLYSCREEN STOPPER SİNEKLİK STOPER	1 Pcs / Adet	
EM38-32	PULLEY WITH 2 WHEELS SÜRME İKİLİ RULMAN (120 Kg)	2 Pcs / Adet	

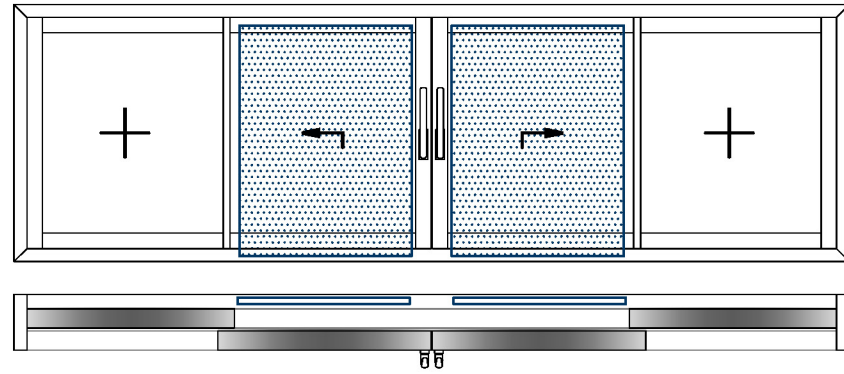
CUTTING SIZE / KESİM ÖLÇÜLERİ
TWO RAIL FRAME / İKİ RAYLI KASA



[X] **Round Up**
Yukarı Yuvarla



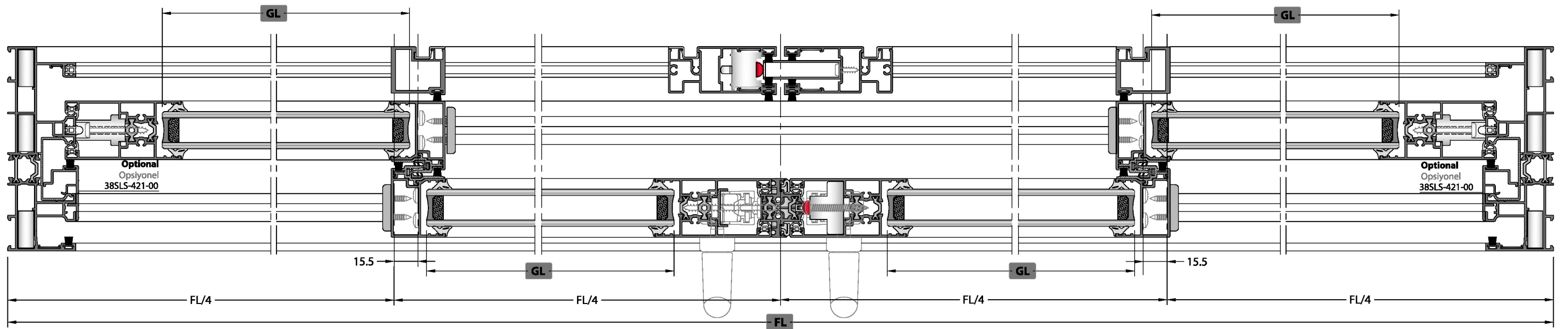
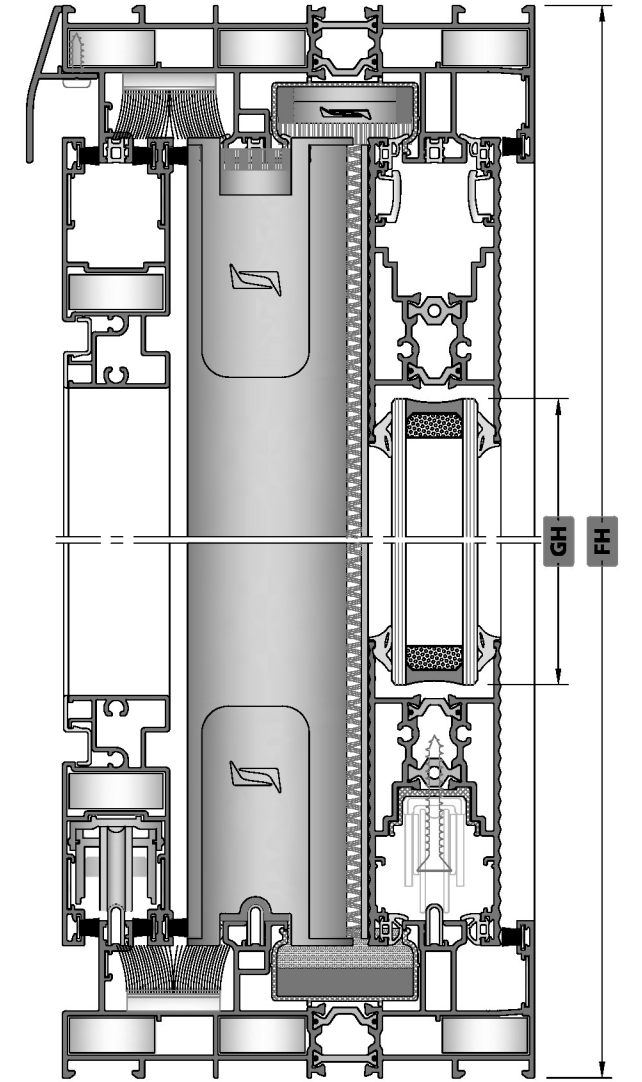
LIFT & SLIDE / KALDIR-SÜR

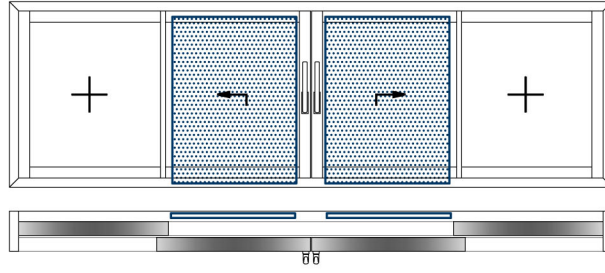


✓ **Please look at the assembly drawings for mechanical treatment.**
Mekanik işlemler için lütfen uygulama detayları bölümüne bakınız.

GLASS / CAM

Code Kod	Drawing Çizim	Quantity Miktar	Dimensions (mm) Boyutlar
GLASS CAM		4 Pcs / Adet	GL = (FL/4) - 90 GH = FH - 220



LIFT & SLIDE / KALDIR-SÜR

PROFILES / PROFİLLER

Code Kod	Drawing Çizim	Cut Kesim	Quantity Miktar	Dimensions (mm) Boyutlar	Mechanical Treatment Mekanik İşlem
38SLS-162-00			2 Pcs / Adet	FL	-
			2 Pcs / Adet	FH	
38SLS-201-00			4 Pcs / Adet	FH - 78	-
38SLS-211-00 Or / Yada 38SLS-212-00			8 Pcs / Adet	(FL/4) - 119.4	-
38SLS-221-00			4 Pcs / Adet	FH - 78	✓
38SLS-421-00			2 Pcs / Adet	FH - 88	-
38SLS-520-00			1 Pcs / Adet	FL	✓
38SLS-502-00			1 Pcs / Adet	FH - 78	✓
38T-251-00			2 Pcs / Adet	(FL/4) - 35.5	-
			2 Pcs / Adet	(FL/4) - 35.5	
			2 Pcs / Adet	FH - 74	
38T-252-00			2 Pcs / Adet	(FL/4) - 86	-
			2 Pcs / Adet	FH - 174.8	
			2 Pcs / Adet	FH - 74	
			2 Pcs / Adet	FH - 74	
38SLS-252-00			2 Pcs / Adet	FH - 74	✓
12-133-013			1 Pcs / Adet	FH - 98	✓

PLASTIC PROFILES / PLASTİK PROFİLLER

Code Kod	Drawing Çizim	Cut Kesim	Quantity Miktar	Dimensions (mm) Boyutlar	Mechanical Treatment Mekanik İşlem
EM38SLS-102			2 Pcs / Adet	FL - 40	-
			2 Pcs / Adet	FH - 40	
EM38SLS-501			4 Pcs / Adet	FH - 78	✓
EM38SLS-212			2 Pcs / Adet	FH - 172	-

CORNER JOINTS / KÖŞE BAĞLANTILAR

Code / Kod	Quantity / Miktar	Picture / Resim
CC-101-24.5 Or / Yada LC-1125	12 Pcs / Adet	
CC-101-26.5 Or / Yada LC-1127	4 Pcs / Adet	
MK-20.1	12 Pcs / Adet	
LC-107	4 Pcs / Adet	

CONSUMABLE MATERIALS / SARF MALZEMELER

Code Kod	Description Açıklama	Quantity (pcs-m) Miktar (Paket)	Picture Resim
EM38SLS-LS-32	WEATHER STRIP SET 2'Lİ KASA HAVA KESİCİ TAKIMI	2 Set / Takım	
EM38SLS-51	CLAMPING ACCESSORIES SET KENET AKSESUAR TAKIMI	4 Set / Takım	
EM38SLS-52	LIFT & SLIDE CLAMPING SPONGE KALDIR-SÜR KENET SÜNGERİ	4 Set / Takım	
EM38SLS-21	SASH JOINT PLASTIC KANAT BİRLEŞİM PLASTİĞİ	8 Pcs / Adet	
EM38SLS-502	FOUR SASH ACCESSORIES SET DÖRT KANAT AKSESUAR TAKIMI	2 Pcs / Adet	
EM51LS-07	SASH STABILITY PLASTIC KANAT DENGESİ PLASTİĞİ	Sash Amount Kanat Adedi Sash / Kanat ≤1000 mm if / ise 4 Pieces / Adet Sash / Kanat ≥1000 mm if / ise 6 Pieces / Adet (For 1 Sash 1 Kanat İçin)	
EM38SLS-C02	INJECTION GASKET ENJEKSİYON FİTİL	4 Set / Takım	
EM38SLS-C01	INJECTION GASKET ENJEKSİYON FİTİL	4 Set / Takım	
EM38SLS-190	FRAME MONTAGE WEDGE KASA MONTAJ TAKOZU	((FL-2000) / 1000) + 1 Min. 1 Pieces / Adet Round Up / Yukarı Yuvarla [X]	
EM38SLS-103A	U PVC PVC	4 Pcs / Adet	
AC77BF-401	STAINLESS RAIL PASLANMAZ RAY (3.25 M)	3 Pcs / Adet (FL - 78)	
EM11-10	DRAINAGE CAP TAHLİYE KAPAĞI	((FL/2 - 230) / 650) + 1 Min. 1 Pieces / Adet Round Up / Yukarı Yuvarla [X]	
EM70LS-10	DRAINAGE CAP TAHLİYE KAPAĞI	1 Pcs / Adet	
EM09-0001	CAP / KAPAK	10 Pcs / Adet	
ZM-07	WEATHER STRIP HAVA KESİCİ	2 Pcs / Adet	
PB-67-1800		430 mm	
EM38SLS-29/A	SASH FIXING WEDGE KANAT SABİTLEME TAKOZU	4 Pcs / Adet	
EM38SLS-29/B		6 Pcs / Adet	
EM38-23	SASH STOPPER KANAT STOPER	1 Pcs / Adet	
ZM-0330	FLYSCREEN STOPPER SİNEKLİK STOPER	1 Pcs / Adet	
EM38-32	PULLEY WITH 2 WHEELS SÜRME İKİLİ RULMAN (120 Kg)	4 Pcs / Adet	



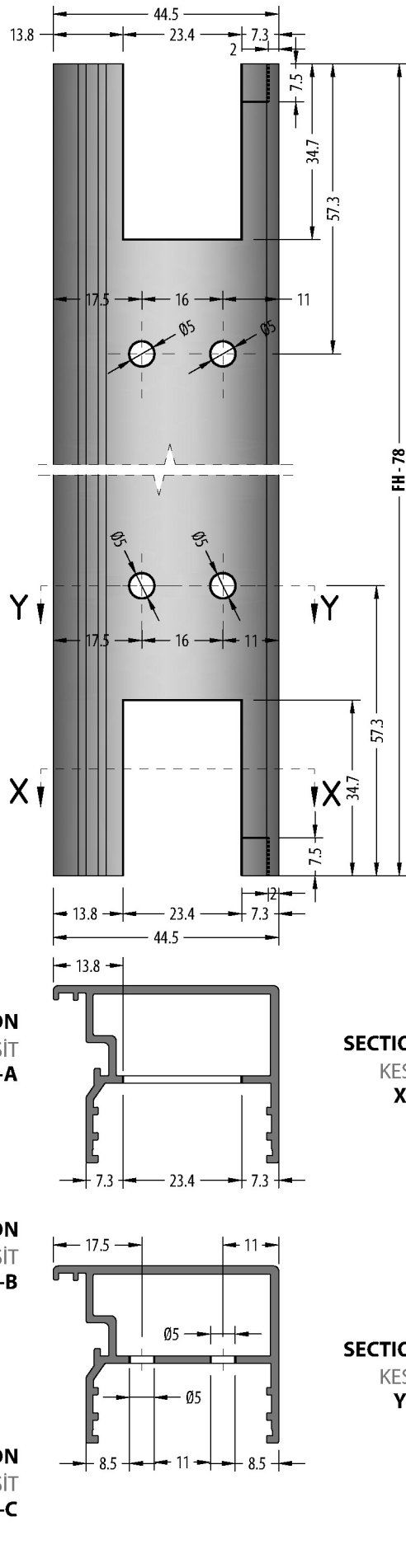
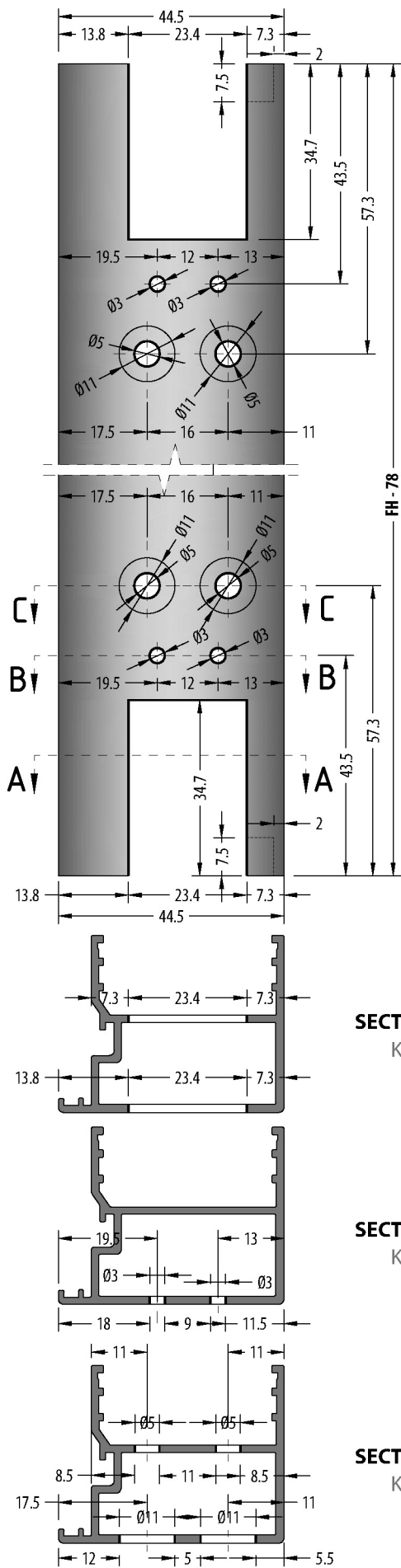
[X] Round Up
Yukarı Yuvarla

GASKETS / FİTİLLER

Code Kod	Description Açıklama	Picture Resim
EM38SLS-24 Or / Yada EM38SLS-28		4FL + 16FH
EM70LS-03		2FL + 8FH
EM51LS-03		2FL
EM38SLS-05		2FL + 4FH
EM45-05		1FH
EM38SLS-02		4FH
PB3-7-800		5FL + 14FH
EM51LS-11		2FH
O.RING-3 mm		2FH

ASSEMBLY DETAILS
MONTAJ DETAYLARI

NOTCH / KERTME CLAMP / KENET 38SLS-221-00



**SECTION
KESİT
A-A**

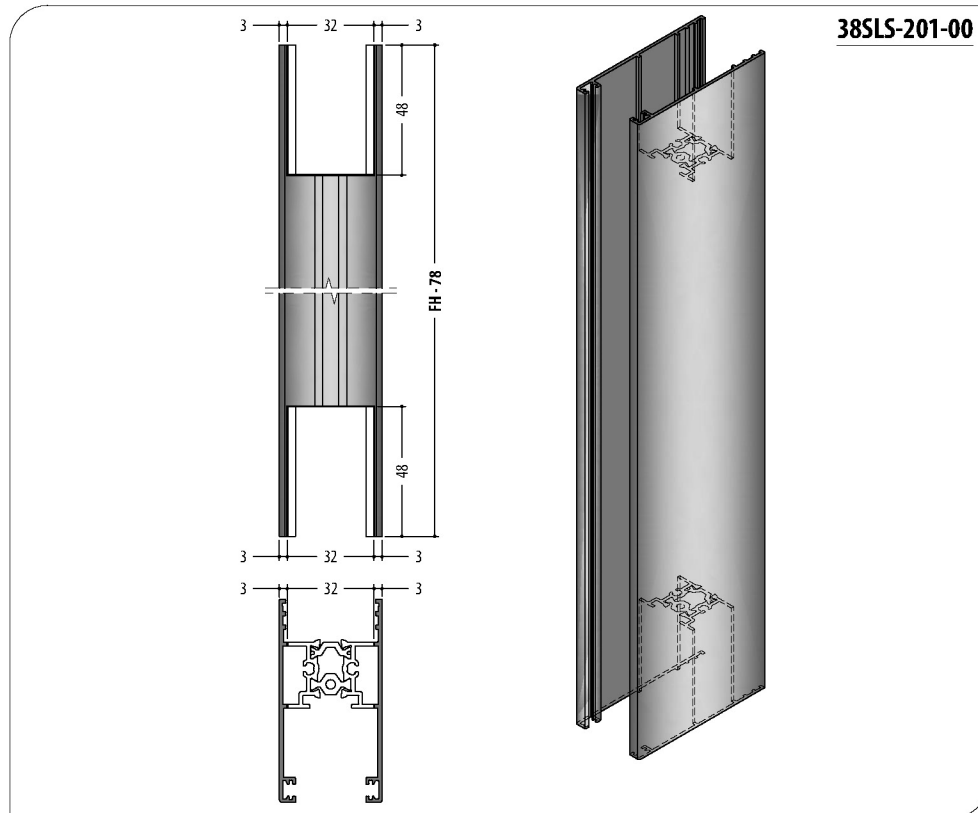
**SECTION
KESİT
X-X**

**SECTION
KESİT
B-B**

**SECTION
KESİT
Y-Y**

**SECTION
KESİT
C-C**

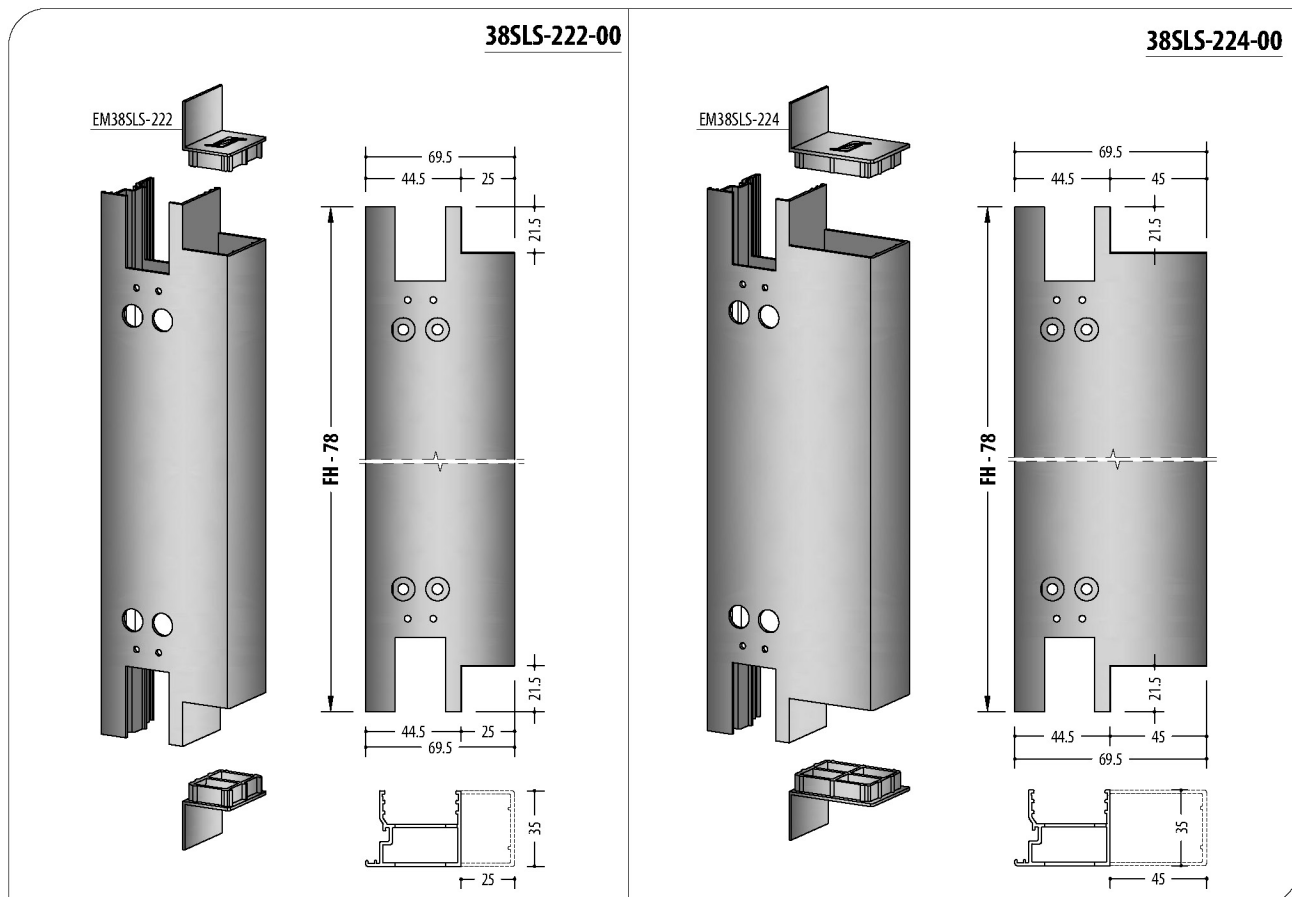
NOTCH / KERTME



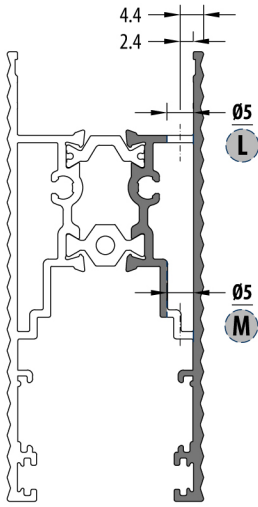
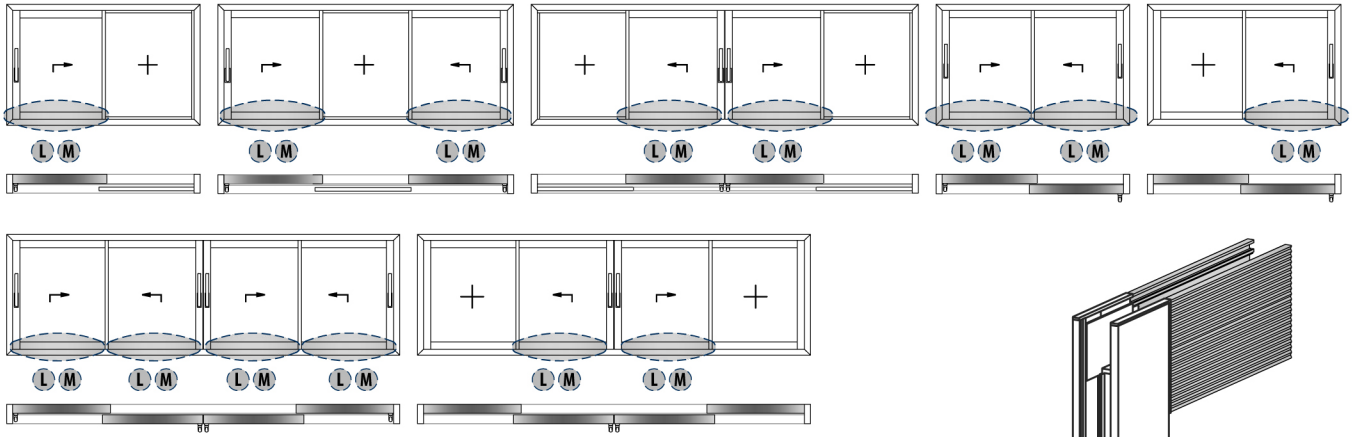
Same mechanical treatment should apply as 38SLS-221-00

38SLS-221-00 Profilinde yapılan mekanik işlemler uygulanmalıdır.

NOTCH / KERTME



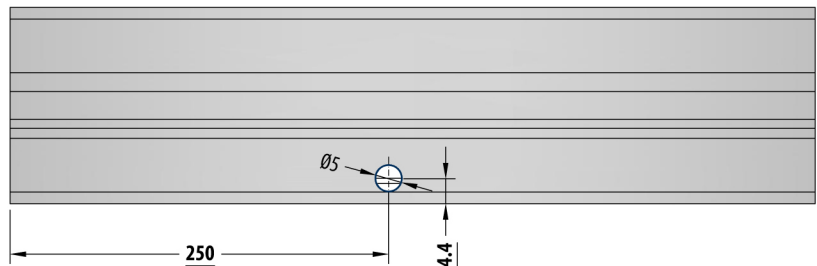
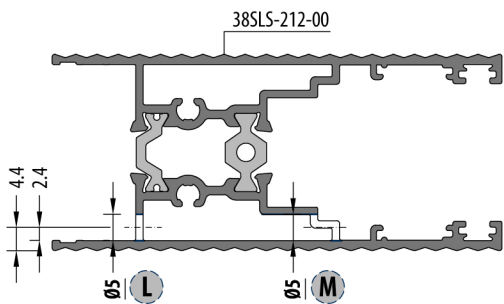
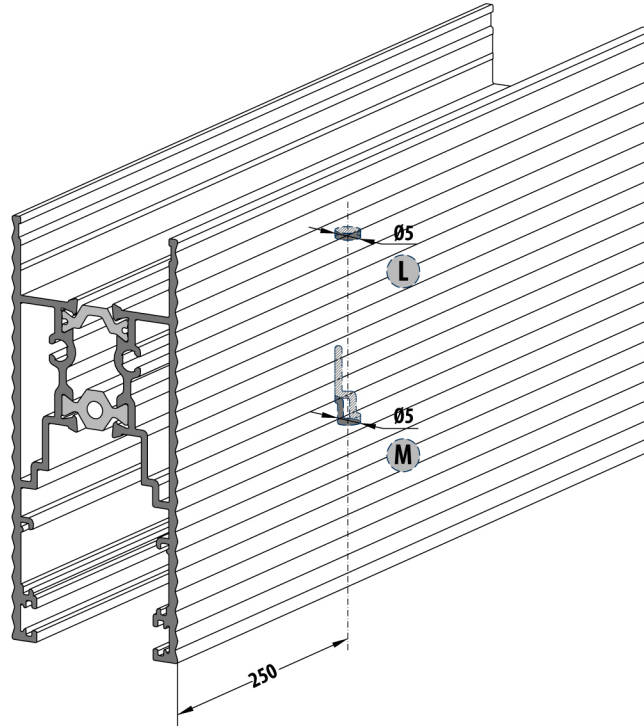
SASH DRAINAGE HOLES / KANAT TAHLİYE DELİKLERİ



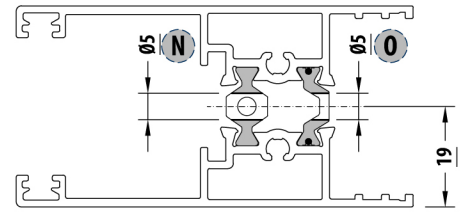
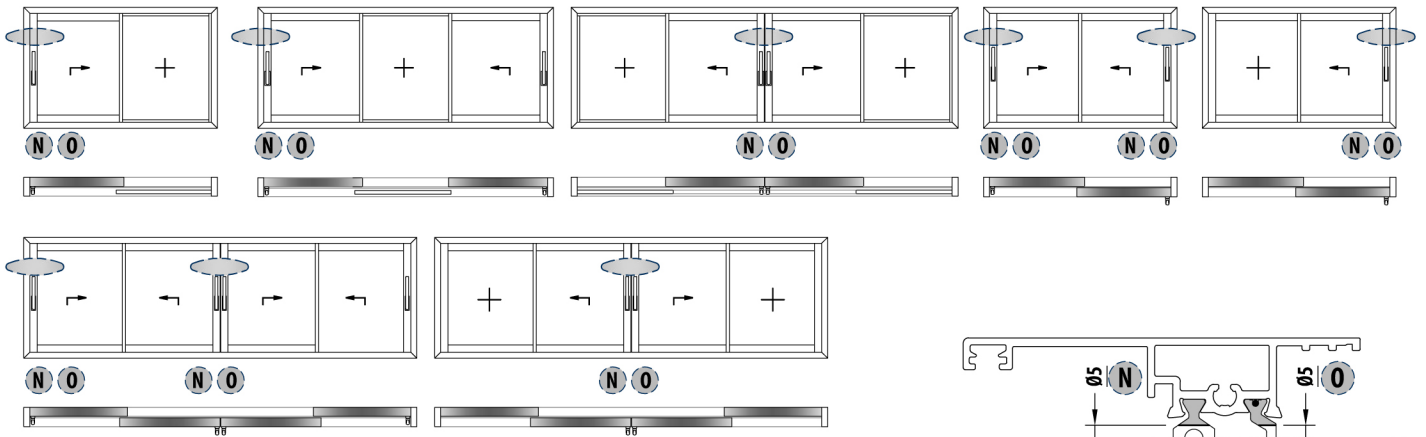
OPERATIONS / İŞLEMLER

L (38SLS-212-00) Sash / Kanat
* Ø5 mm Hole / Delik

M (38SLS-212-00) Sash / Kanat
* Ø5 mm Hole / Delik

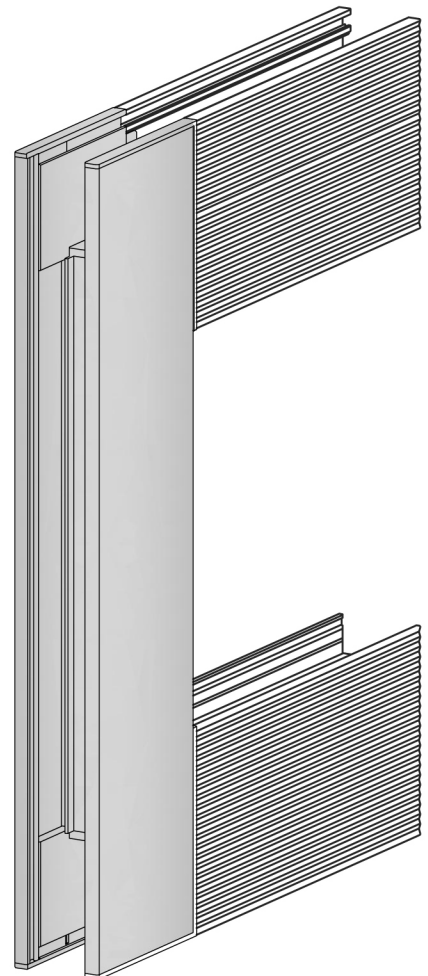
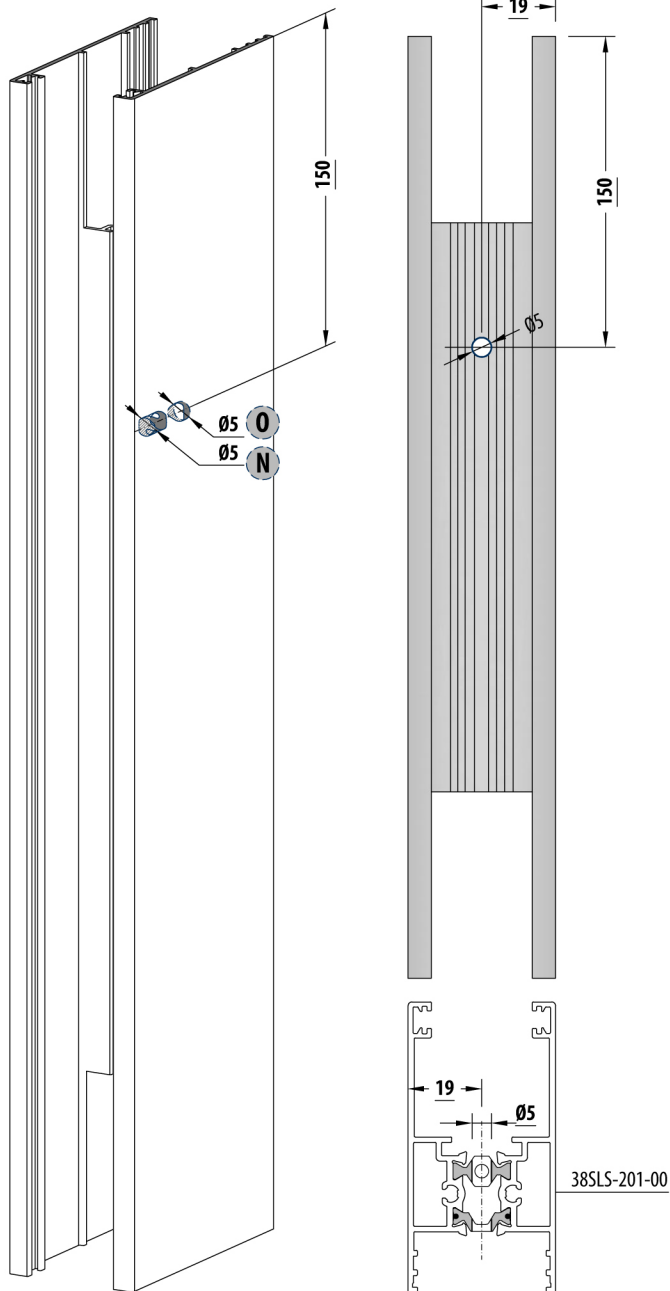


SASH AERATION HOLES / KANAT HAVALANDIRMA DELİKLERİ

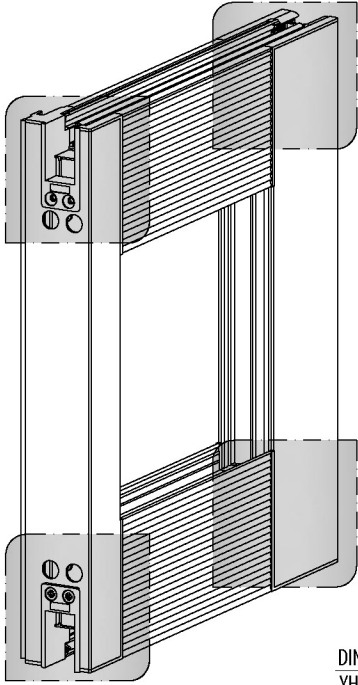


OPERATIONS / İŞLEMLER


- N** (38SLS-201-00) Sash / Kanat
* Ø5 mm Hole / Delik
- O** (38SLS-201-00) Sash / Kanat
* Ø5 mm Hole / Delik



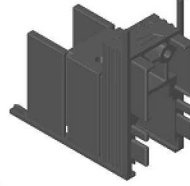
CLAMPING CAP ASSEMBLY / KENET KAPAK MONTAJI



EM38SLS-51
CLAMPING ACCESSORIES SET
KENET AKSESUAR TAKIMI



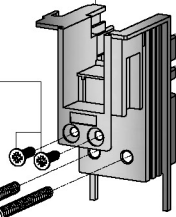
EM38SLS-21
SASH JOINT PLASTIC
KANAT BİRLEŞİM PLASTİĞİ



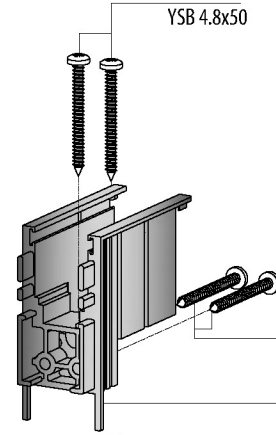
Part of EM38SLS-51
EM38SLS-51 'in Parçasıdır.

DIN 7982
YHB 3.9x16


DIN 7981
YSB 48.x50




DIN 7981
YSB 4.8x50



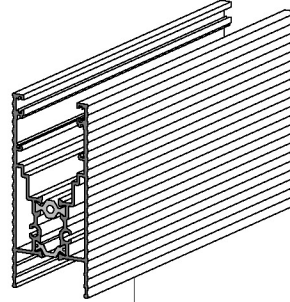
DIN 7981
YSB 4.8x50
EM38SLS-21



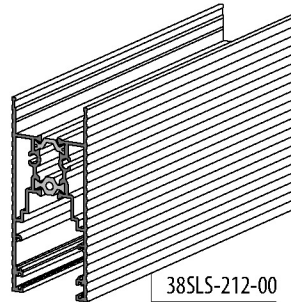
PB3-7-800
EM38SLS-501
EM38SLS-02



38SLS-221-00

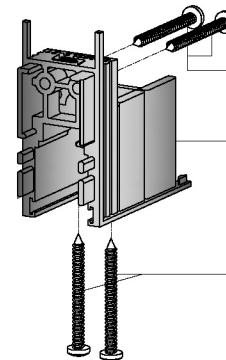



38SLS-212-00



38SLS-212-00

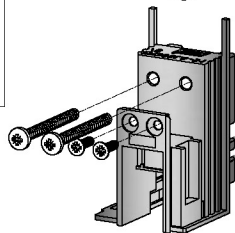
38SLS-201-00



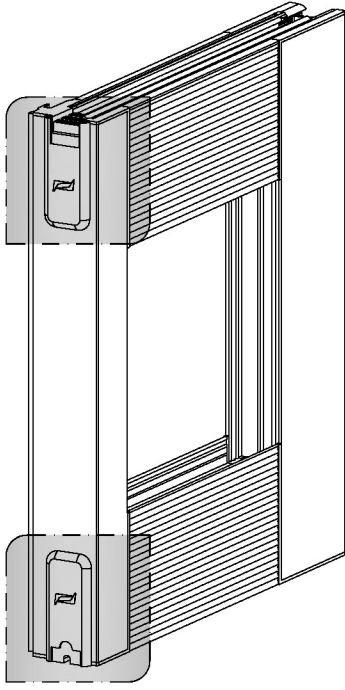
DIN 7981
YSB 4.8x50
EM38SLS-21

DIN 7981
YSB 4.8x50

Part of EM38SLS-51
EM38SLS-51 'in Parçasıdır.



CLAMPING CAP ASSEMBLY / KENET KAPAK MONTAJI



EM38SLS-51
CLAMPING
ACCESSORIES
SET
KENET
AKSESUAR
TAKIMI



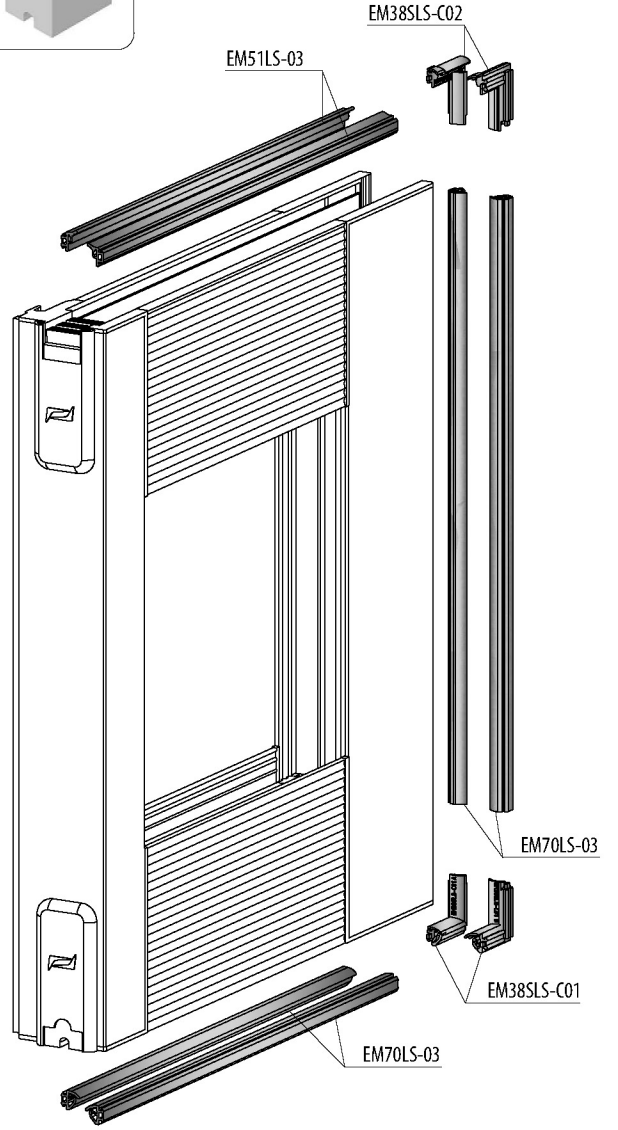
EM38SLS-52
LIFT & SLIDE
CLAMPING SPONGE
KALDIR-SÜR KENET
SÜNGERİ



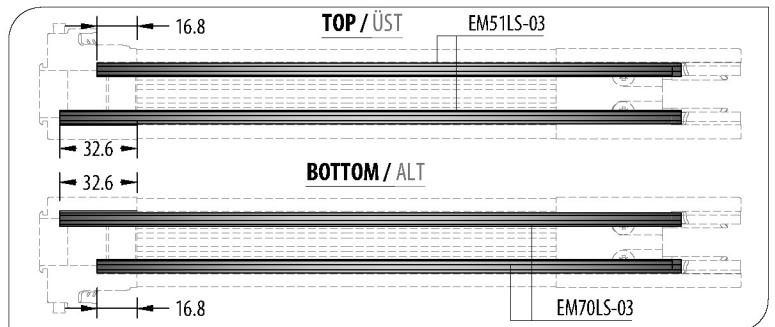
Part of EM38SLS-51
EM38SLS-51 'in Parçasıdır

Part of EM38SLS-51
EM38SLS-51 'in Parçasıdır

EM38SLS-52



Horizontal gaskets get inside of the plastic part groove.
Yatay fitiller plastik parçanın kanalları içerisine girmektedir.

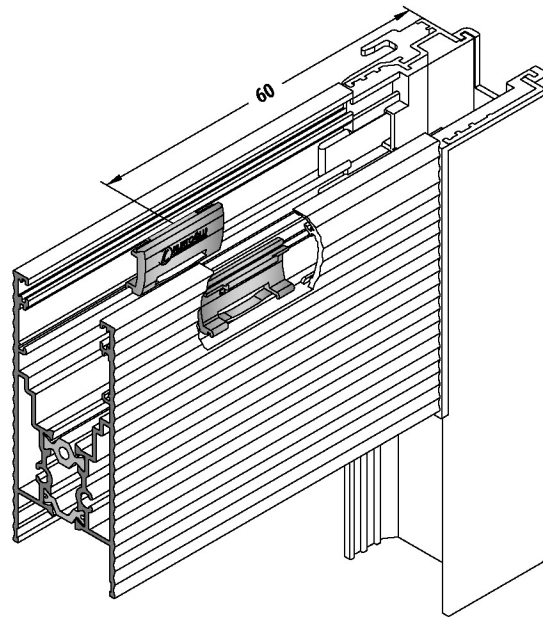
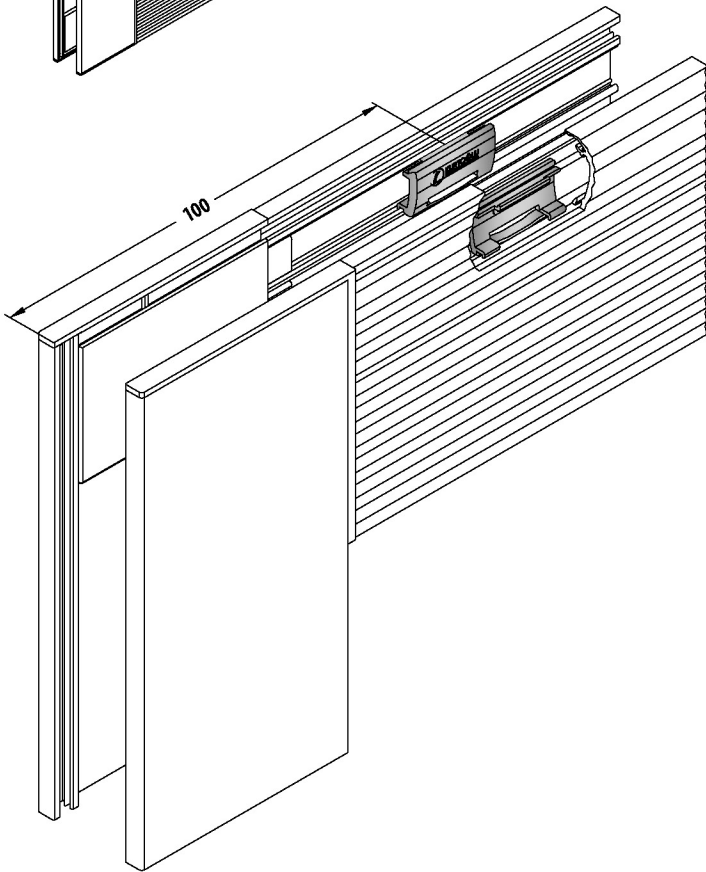
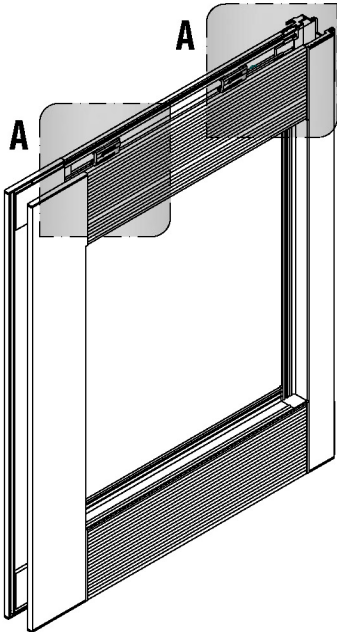


SASH STABILITY PLASTIC ASSEMBLY
KANAT DENGELİ PLASTİĞİ MONTAJI

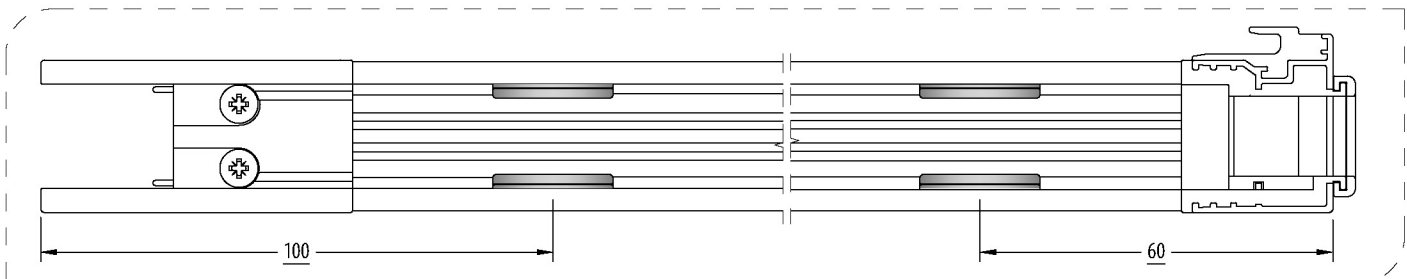
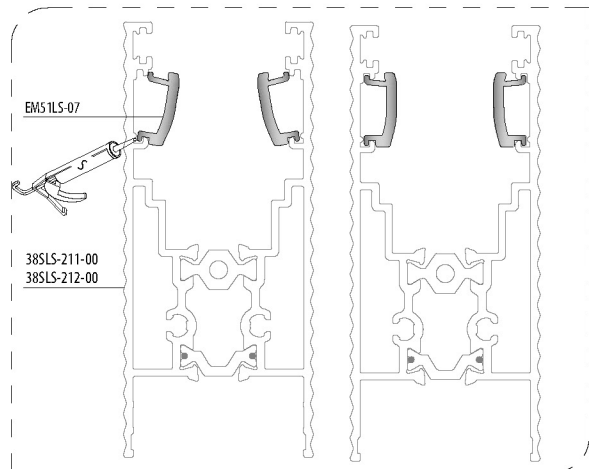
EM51LS-07
SASH STABILITY PLASTIC
KANAT DENGELİ PLASTİĞİ



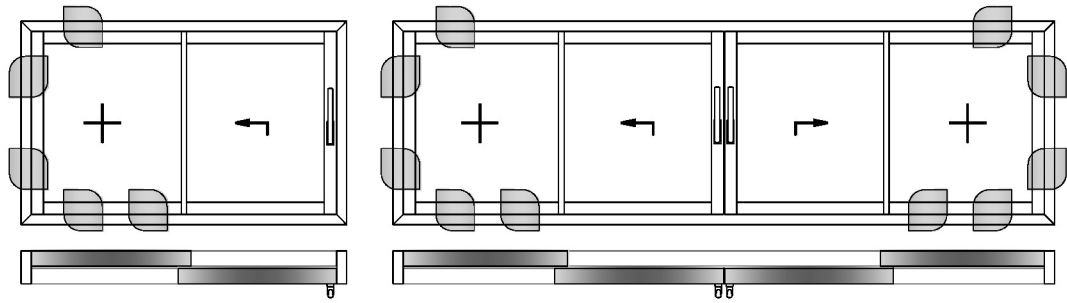
Sash / Kanat ≤ 1200 mm if / ise 4 Pieces / Adet
Sash / Kanat > 1200 mm if / ise 6 Pieces / Adet



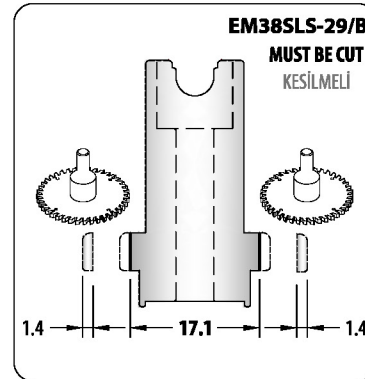
A DETAIL / A DETAYI



SASH FIXING WEDGE APPLICATION / KANAT SABİTLEME TAKOZ UYGULAMASI



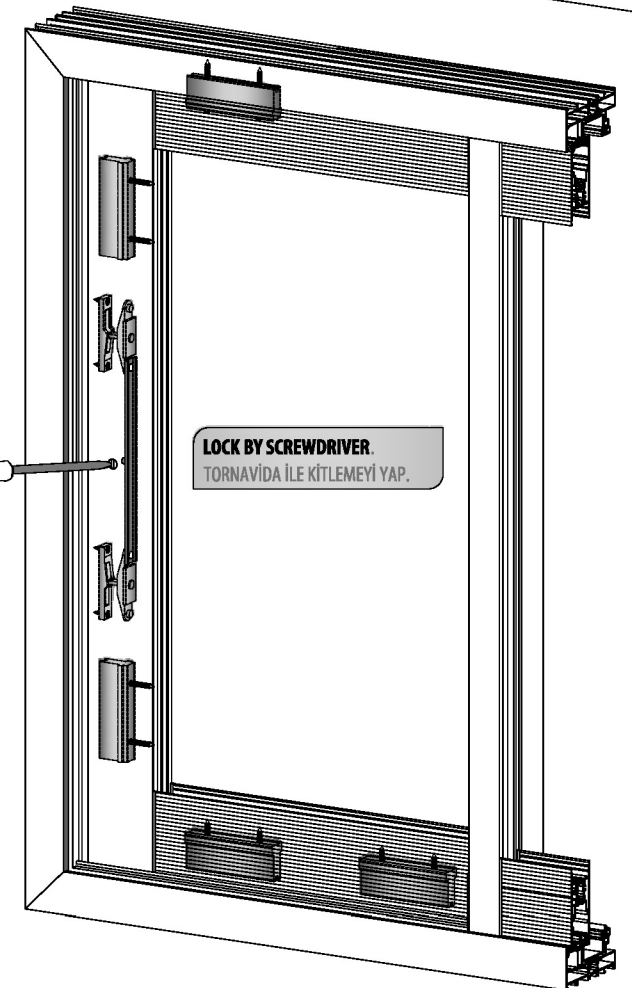
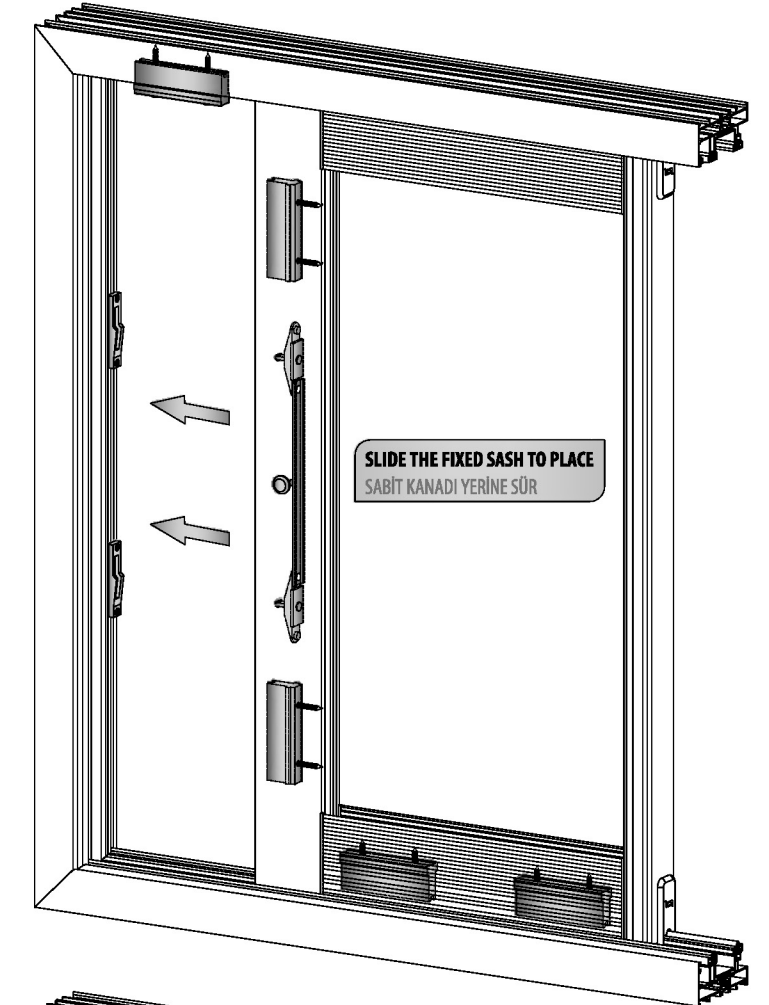
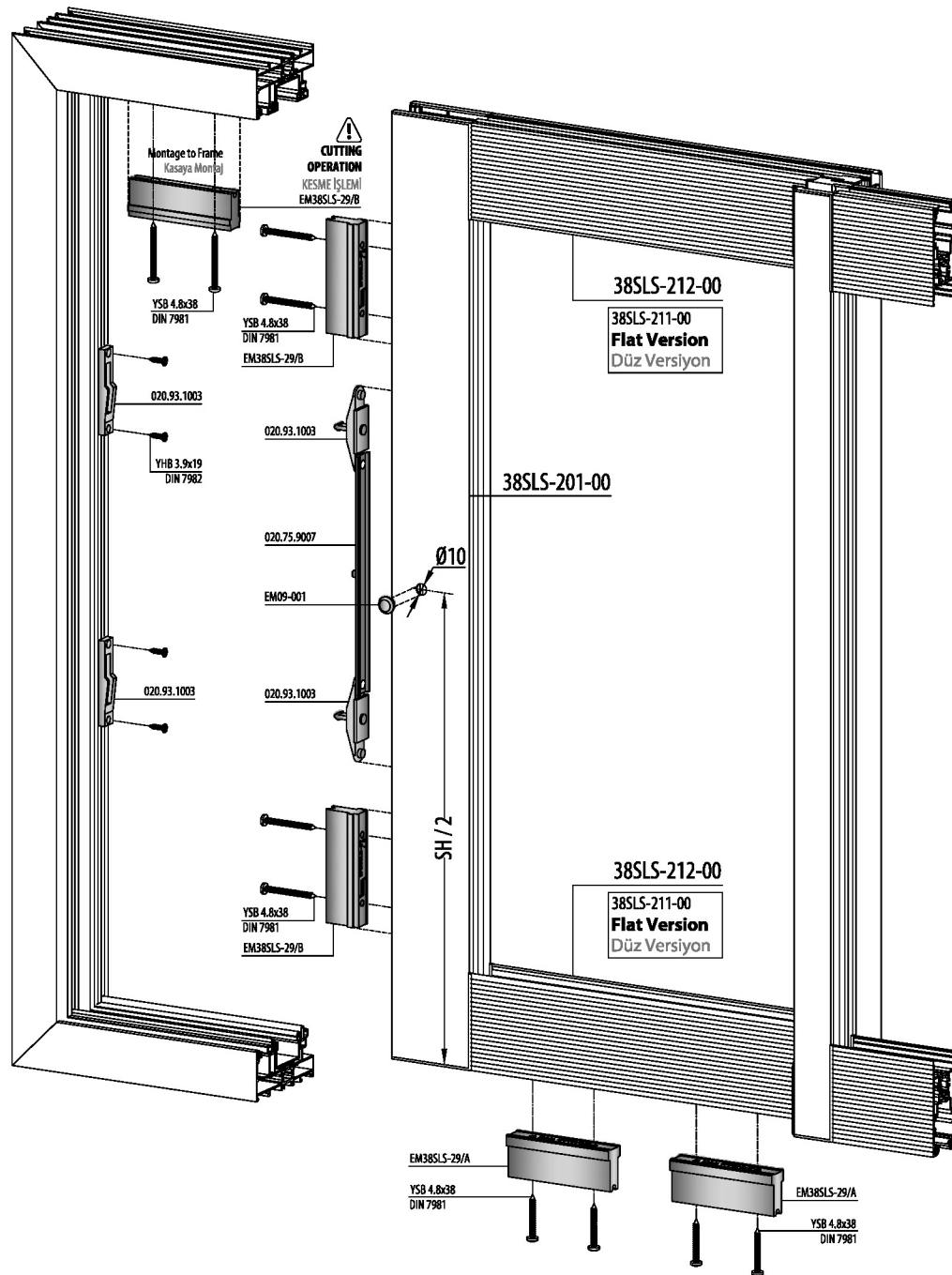
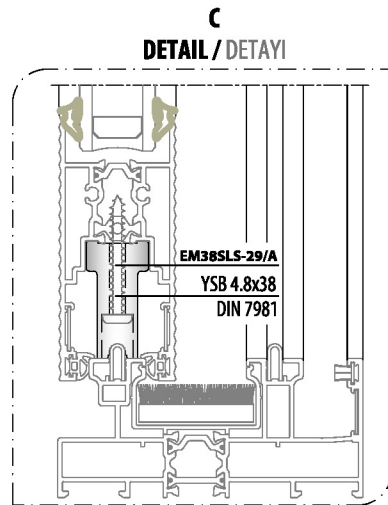
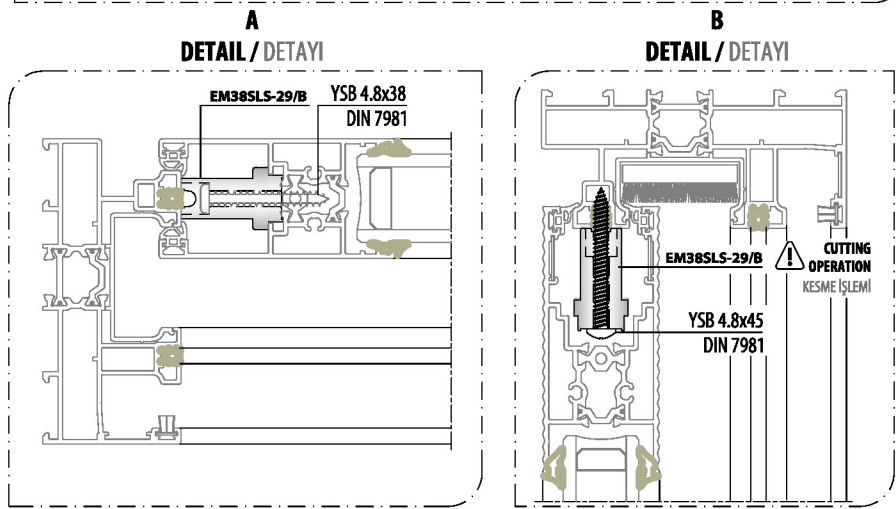
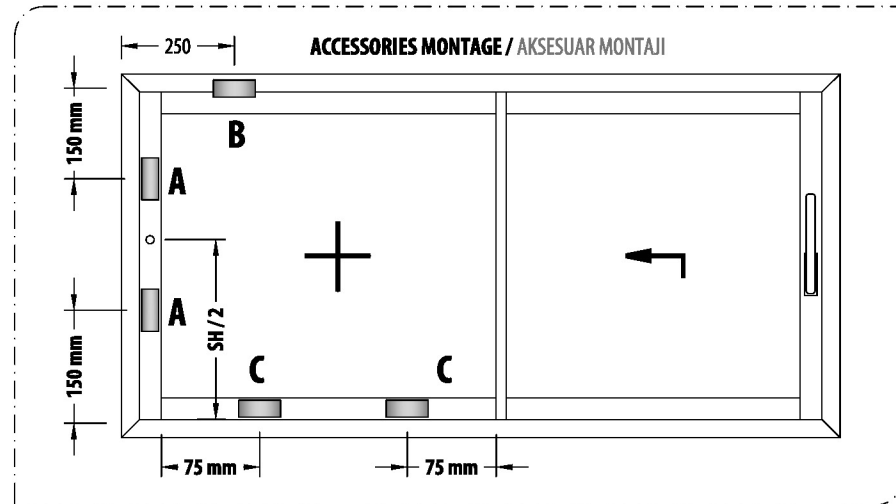
IMPORTANT / ÖNEMLİ



EM38SLS-29/A
SASH FIXING WEDGE
KANAT SABİTLEME TAKOZU

020.93.1003
STRIKER & PIN
KARŞILIK & PİM

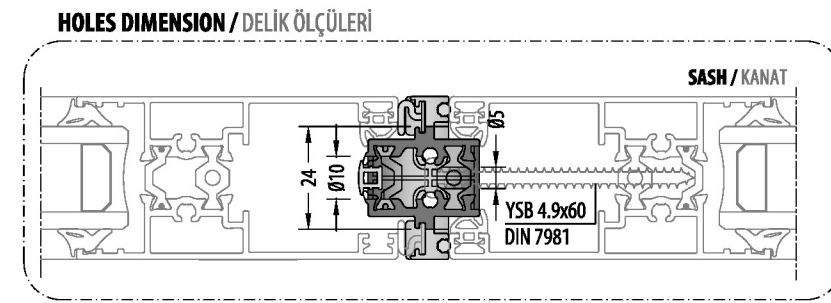
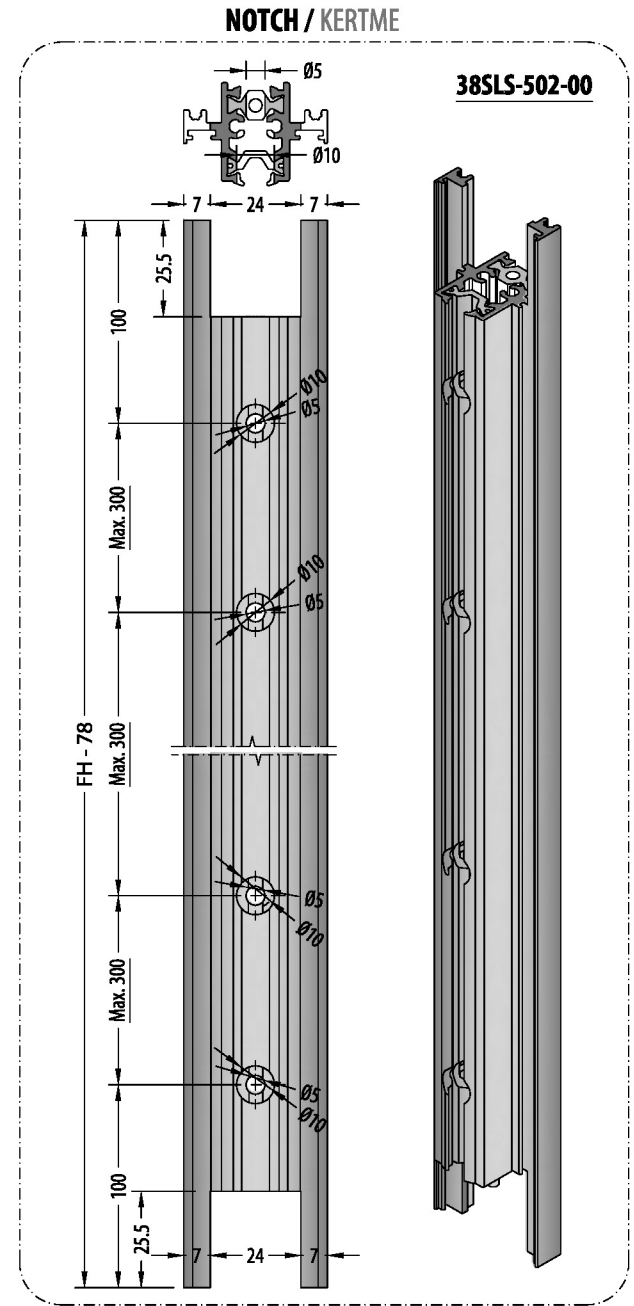
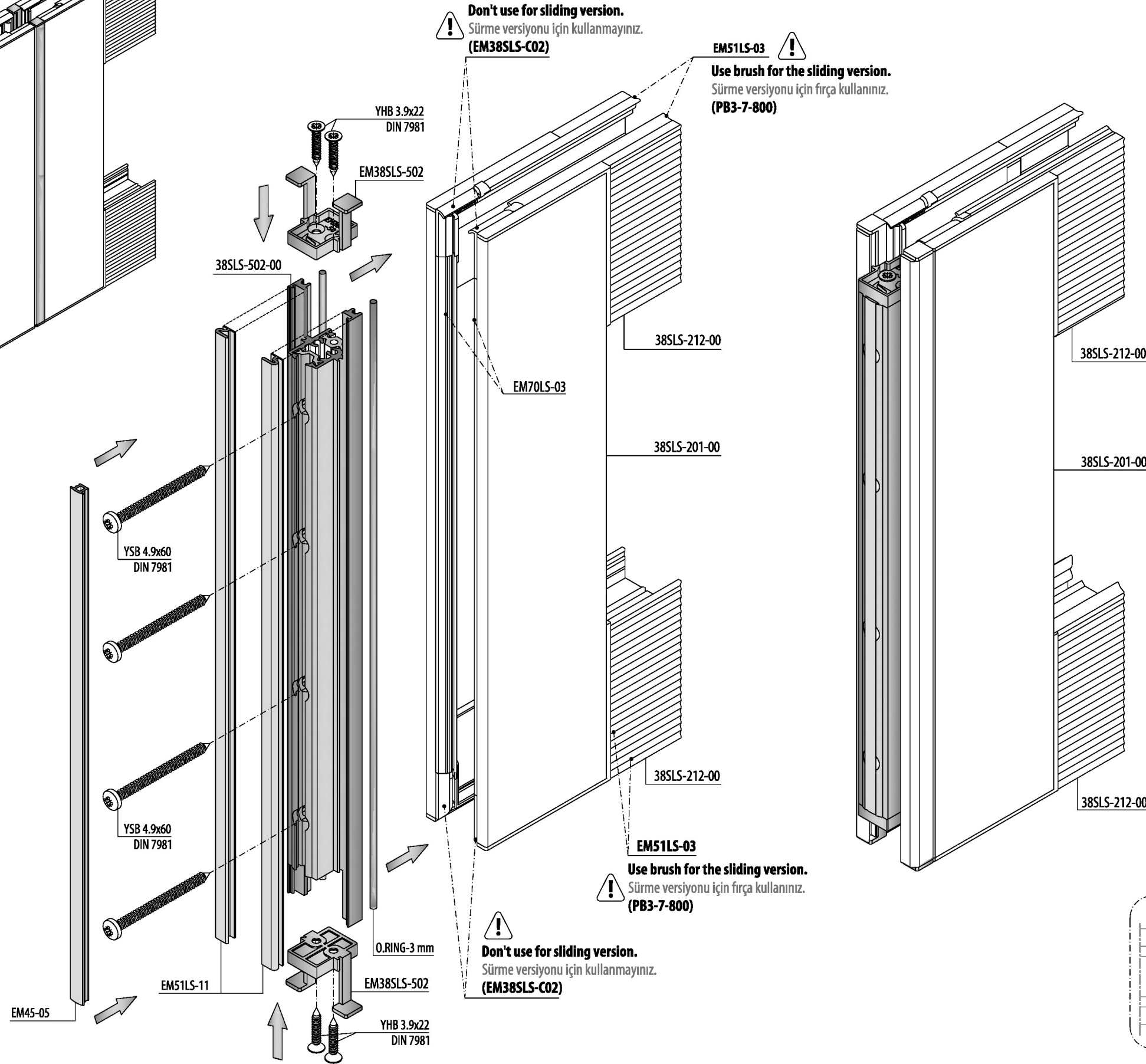
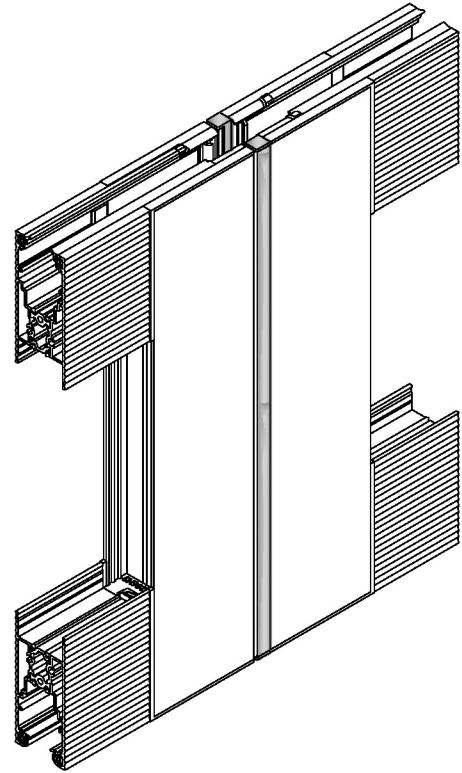
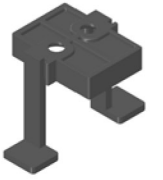
003.75.9007
POLYEMIDE
LOCKING ROD
BOY TU



FOUR SASH ACCESSORIES ASSEMBLY / DÖRT KANAT AKSESUAR MONTAJI

38SLS-502-00

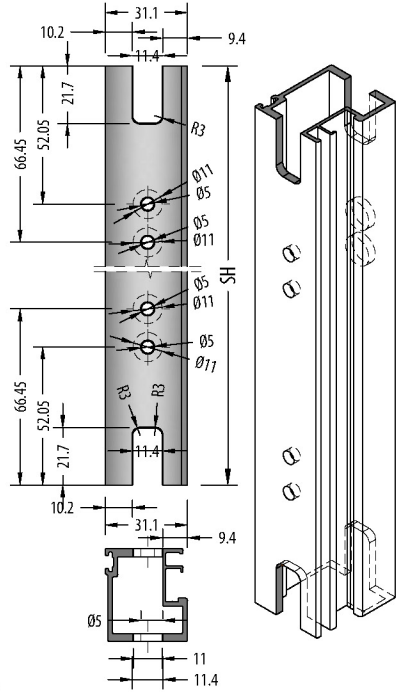
EM38SLS-502
FOUR SASH
ACCESSORIES SET
DÖRT KANAT
AKSESUAR TAKIMI



FLY SCREEN SASH APPLICATION / SİNEKLİK KANAT UYGULAMASI

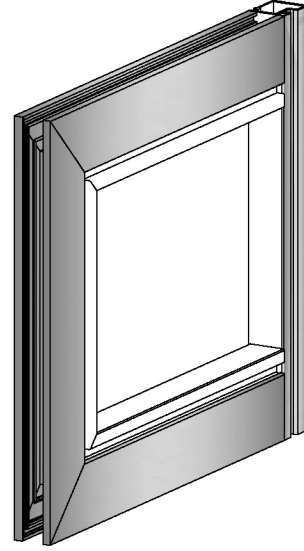
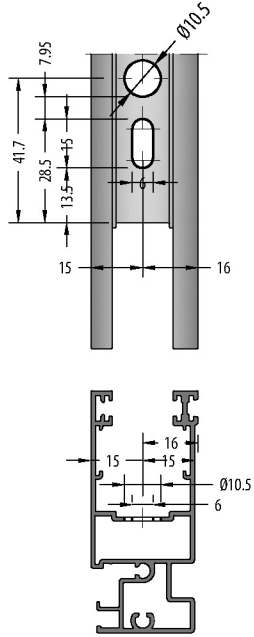
A DETAIL / A DETAYI

38SLS-252-00



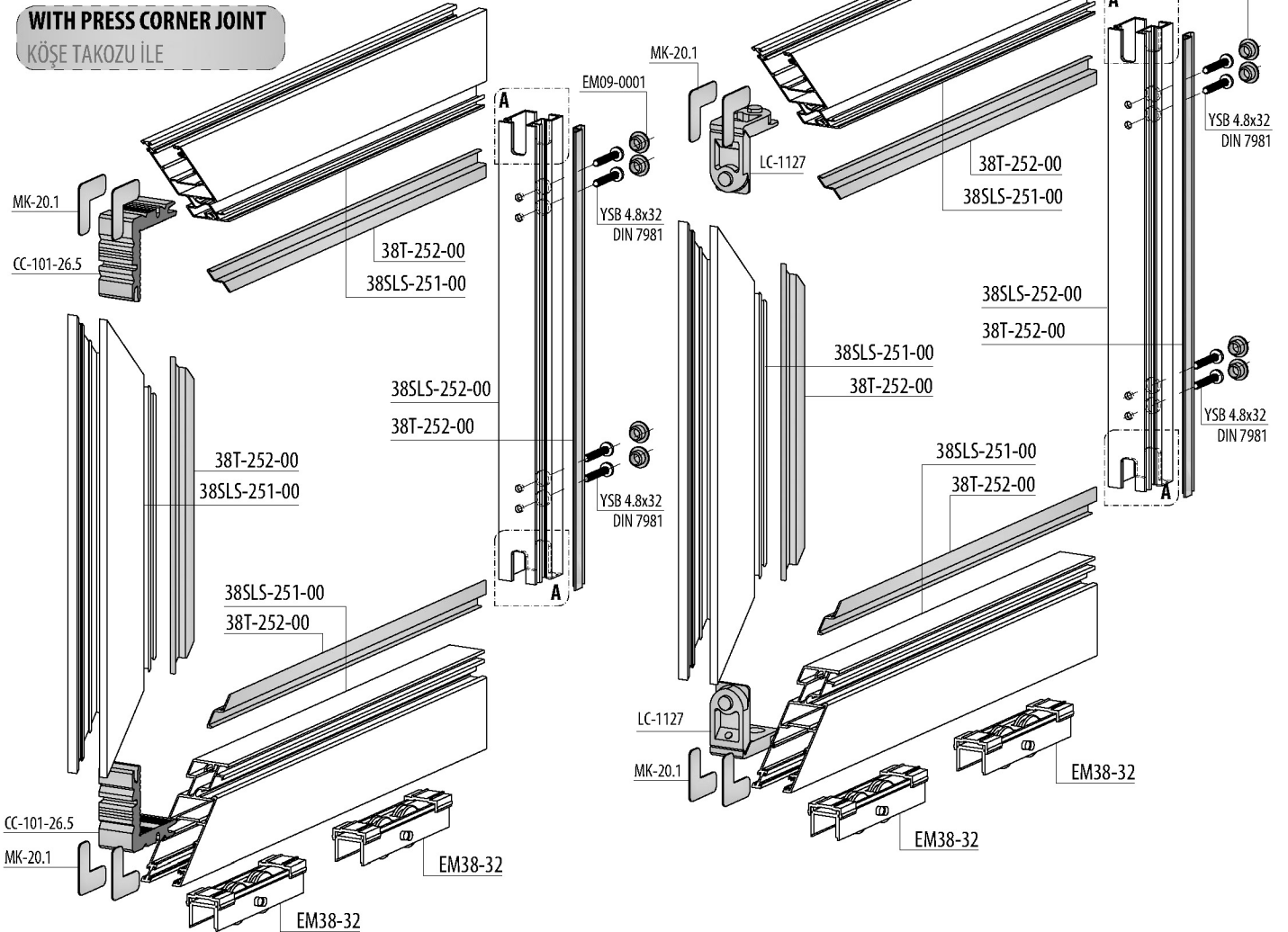
**DIE-CAST
CORNER JOINT
PİMLİ BAĞLANTI**

38SLS-251-00

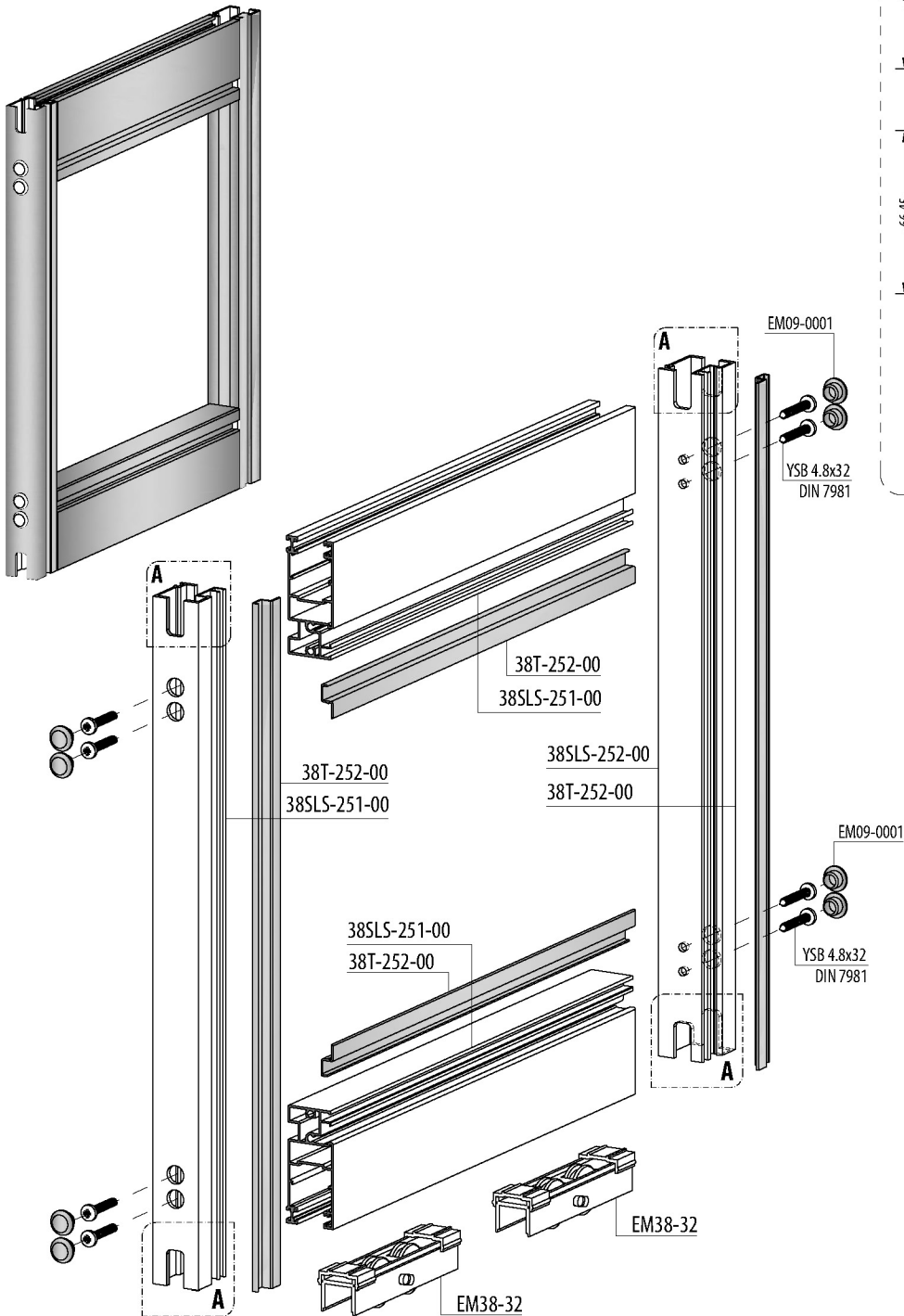
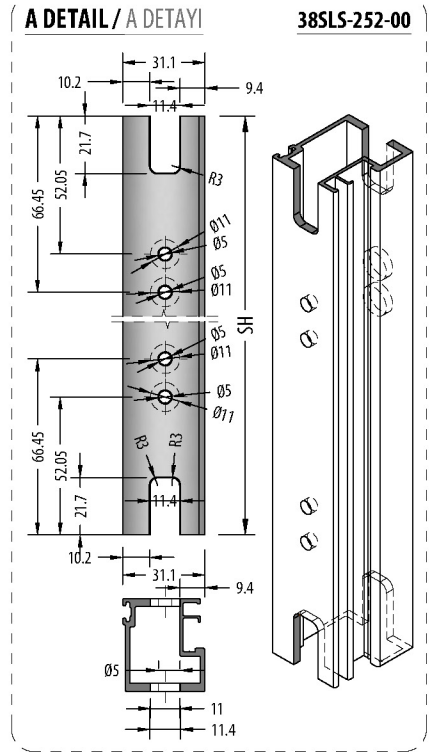
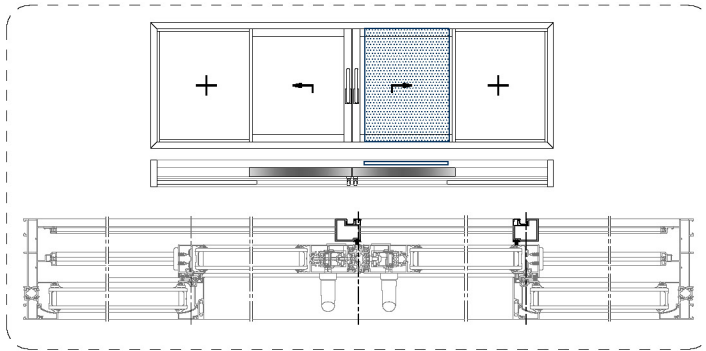


**DIE-CAST CORNER JOINT
PİMLİ BAĞLANTI İLE**

**WITH PRESS CORNER JOINT
KÖŞE TAKOZU İLE**



FLY SCREEN SASH APPLICATION / SİNEKLİK KANAT UYGULAMASI



FLY SCREEN WEATHER STRIP MONTAGE / SİNEKLİK KANAT HAVA KESİCİ MONTAJI

WEATHER STRIP

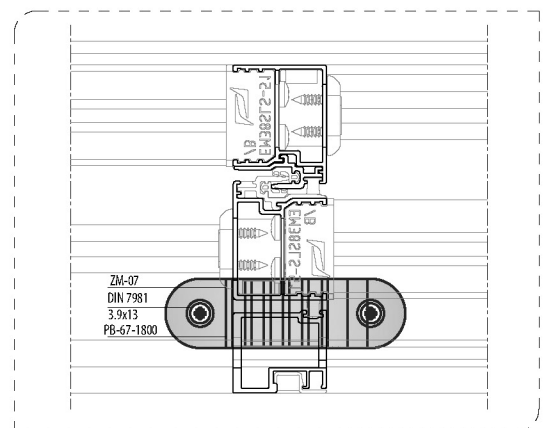
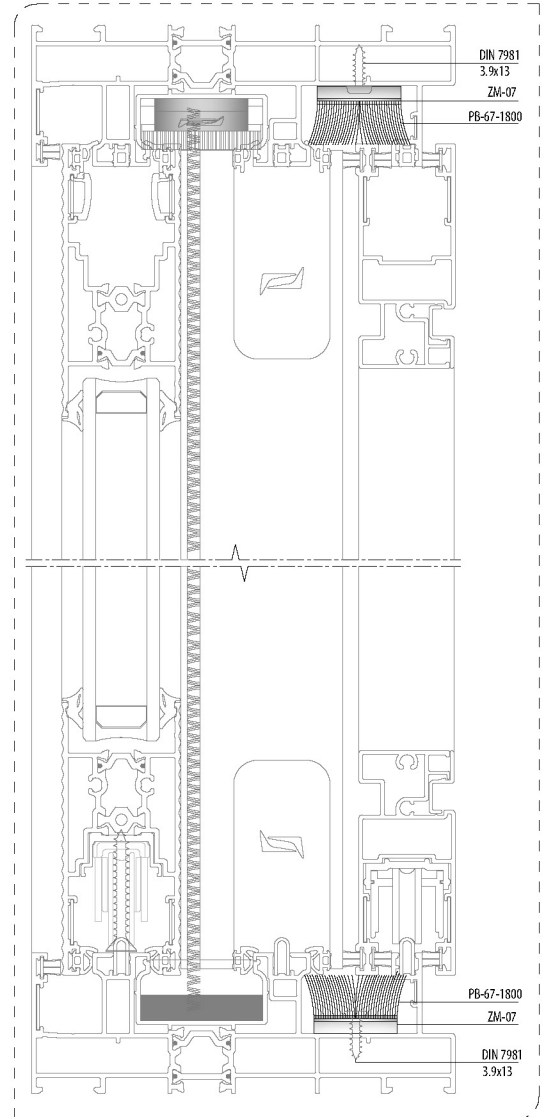
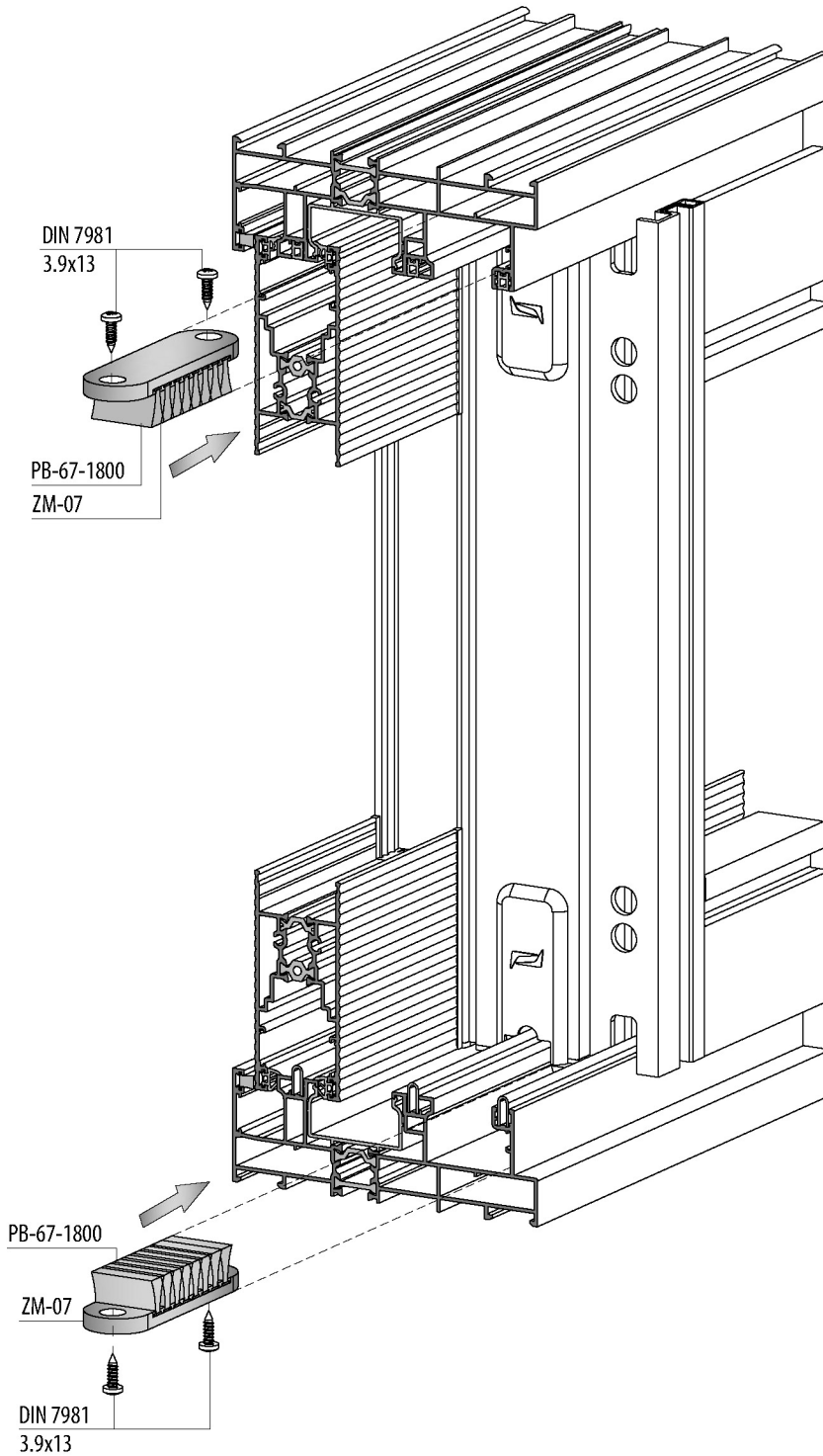
HAVA KESİCİ

ZM-07

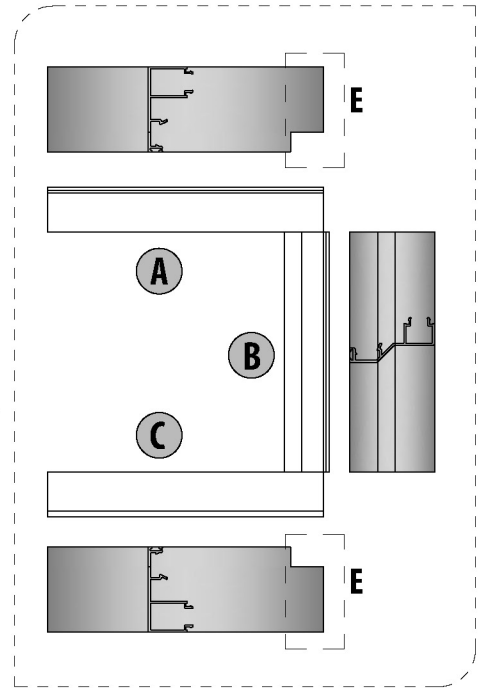
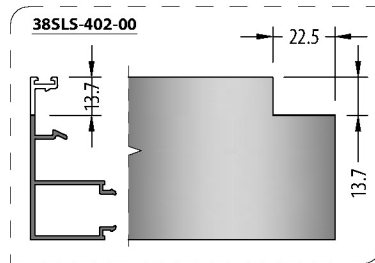
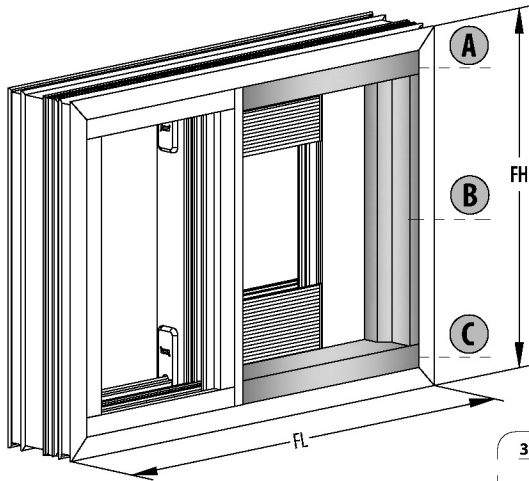


PB-67-1800

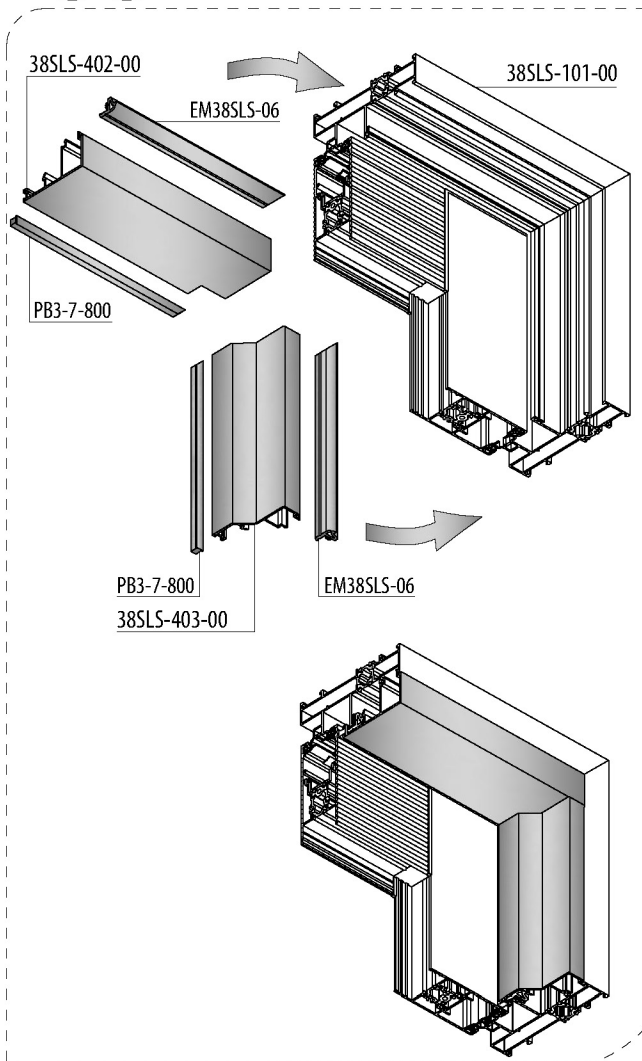
(430 mm)



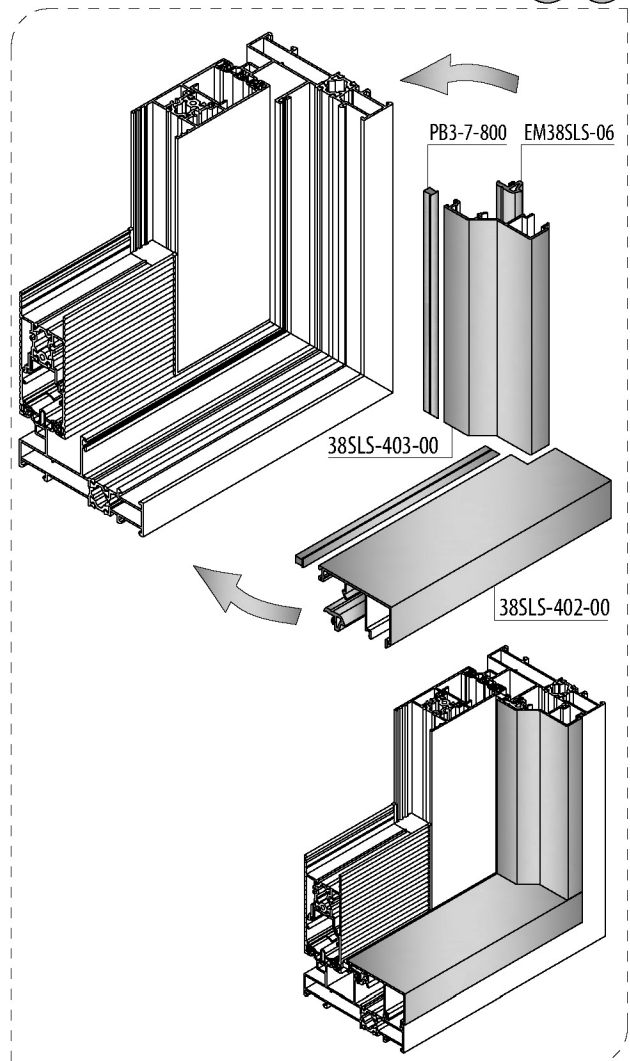
CAP PROFILE ASSEMBLY / KAPAK PROFİL MONTAJI



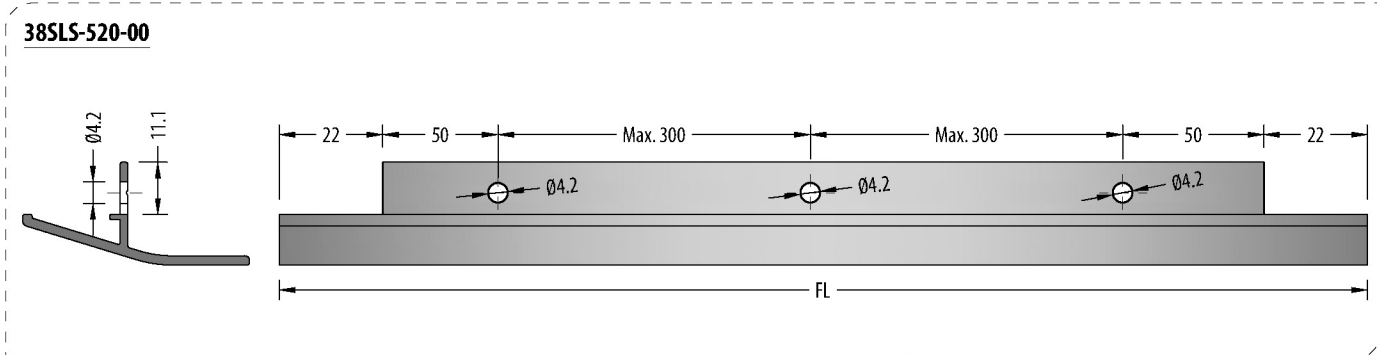
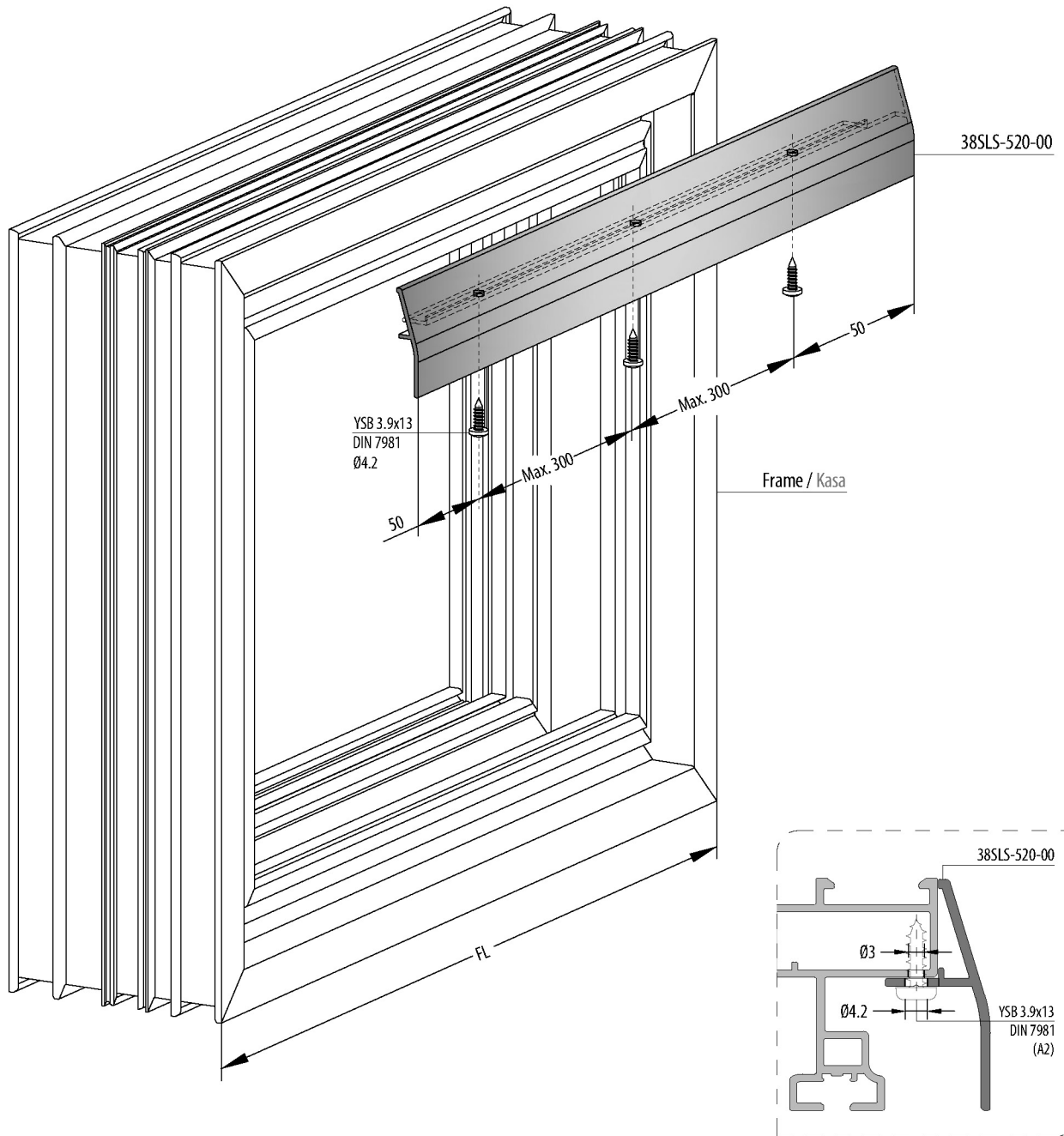
A B CORNER DETAIL / KÖŞE DETAYI



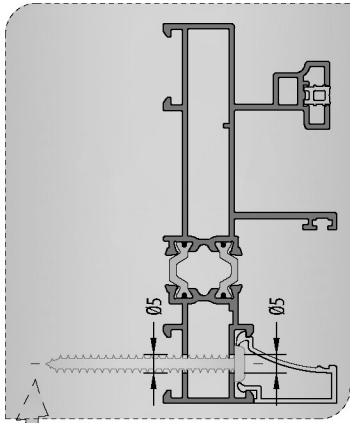
CORNER DETAIL / KÖŞE DETAYI B A



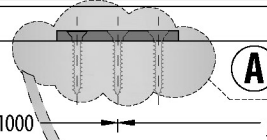
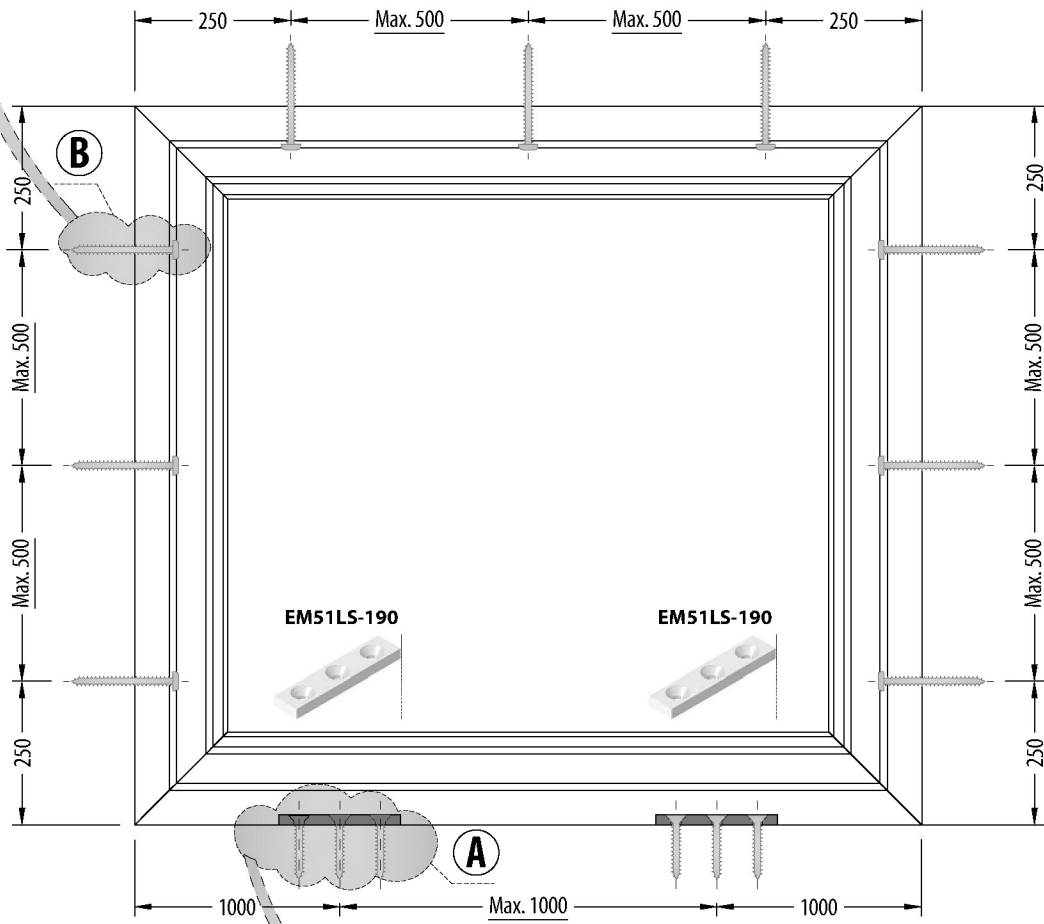
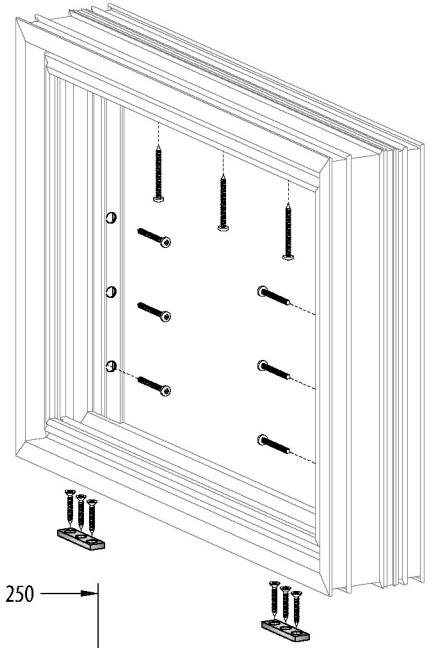
DROPPER ASSEMBLY / DAMLALIK MONTAJI



**FRAME ASSEMBLY SCREW APPLICATION
KASA MONTAJ VİDA UYGULAMASI**



**B
DETAIL
DETAYI**



**A
DETAIL
DETAYI**

EM38SLS-190
YHB 4.8x32
DIN 7982

EM38SLS-191
SCREW CAPE
VIDA TAPASI

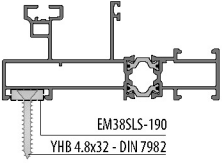


EM38SLS-190
FRAME MONTAGE
WEDGE
KASA MONTAJ TAKOZU

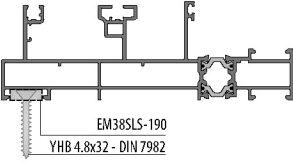


**BOTTOM HORIZONTAL FRAME ASSEMBLY
ALT YATAY KASA MONTAJ**

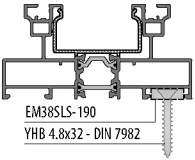
38SLS-101-00



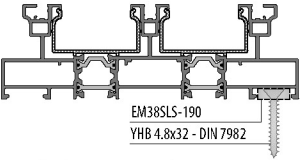
38SLS-151-00



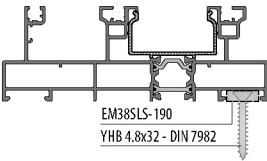
38SLS-102-00



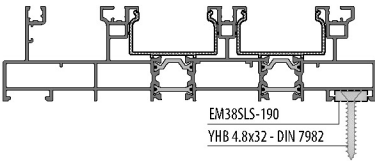
38SLS-103-00



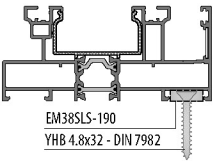
38SLS-152-00



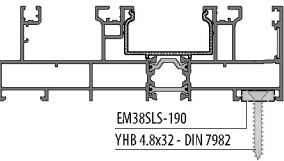
38SLS-153-00



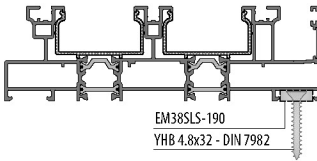
38SLS-112-00



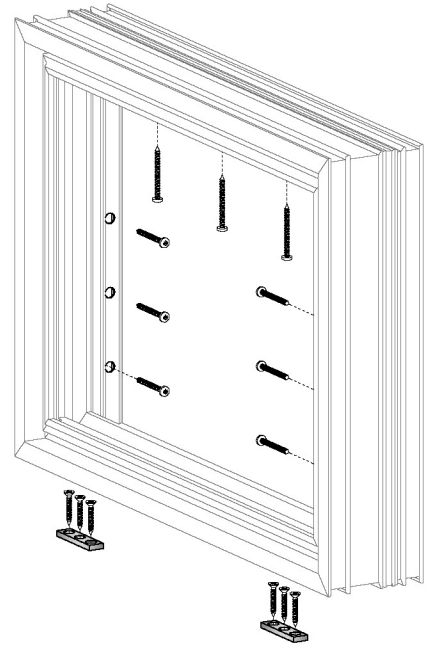
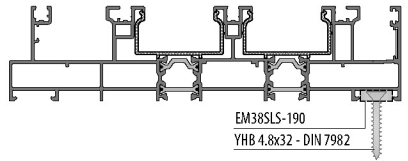
38SLS-162-00



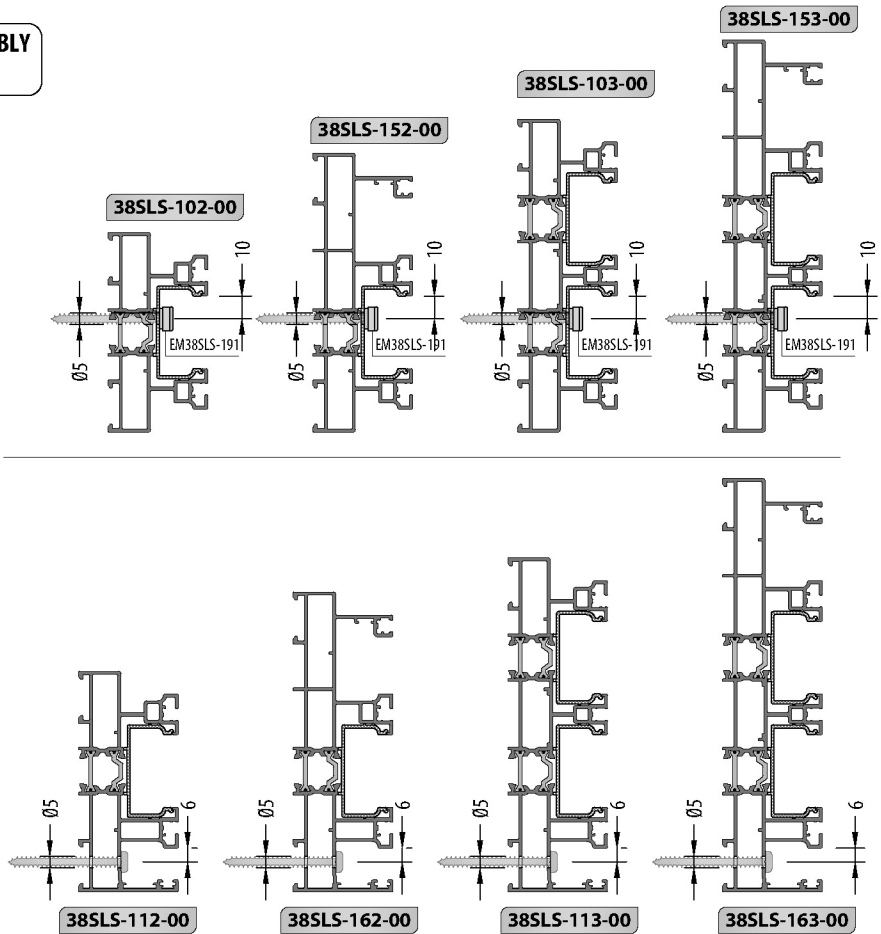
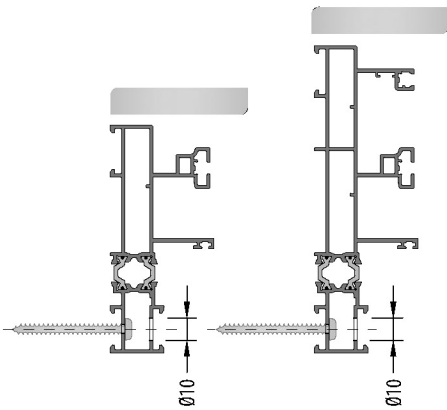
38SLS-113-00



38SLS-163-00

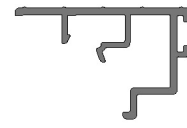


**TOP HORIZONTAL & VERTICAL FRAME ASSEMBLY
ÜST YATAY & DİKEY KASA MONTAJ**



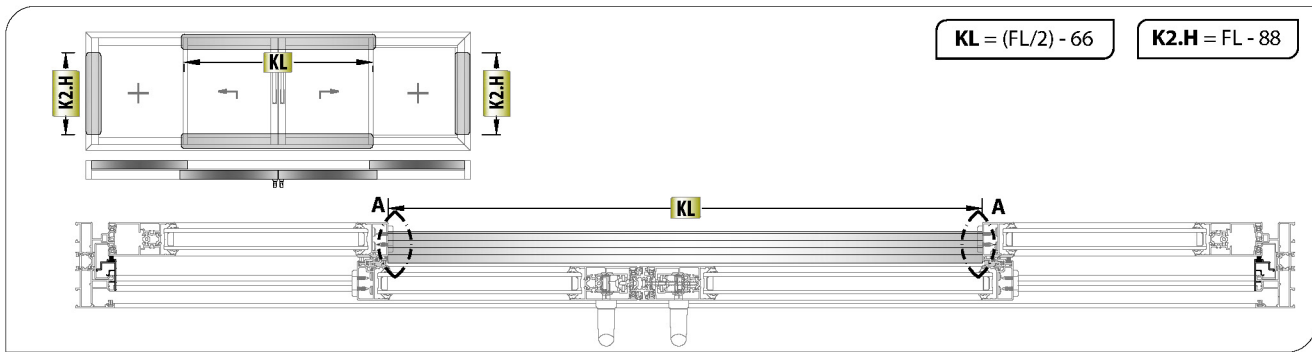
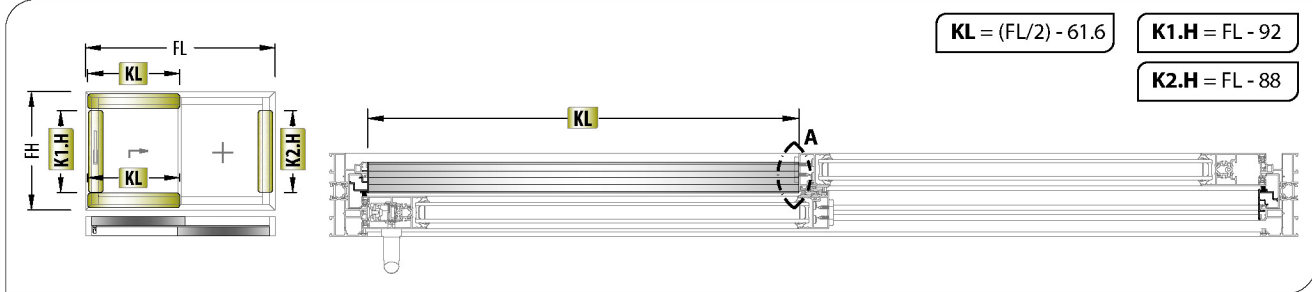
CAP MONTAGE SCHEME / KAPAK MONTAJ ŞEMASI

38SLS-421-00

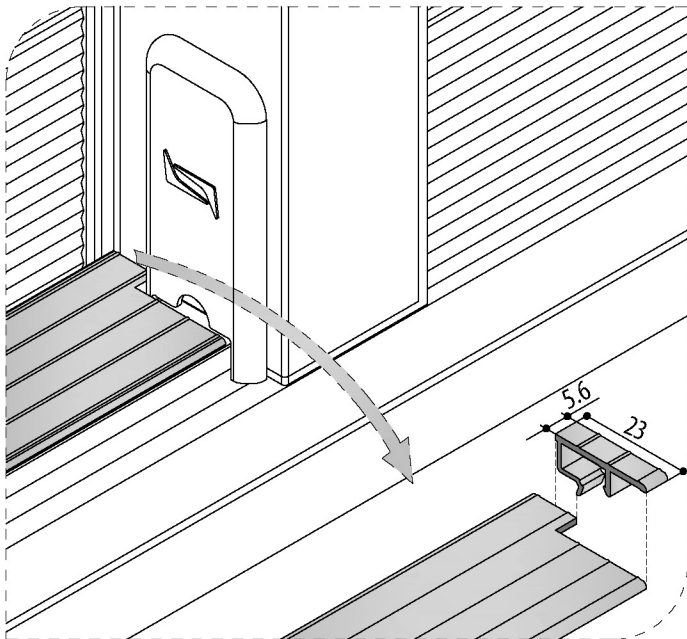


**This profile is used to increase
visuality and it is optional.**
Bu profil görselliği arttırmak için
kullanılmaktadır ve opsiyoneldir.

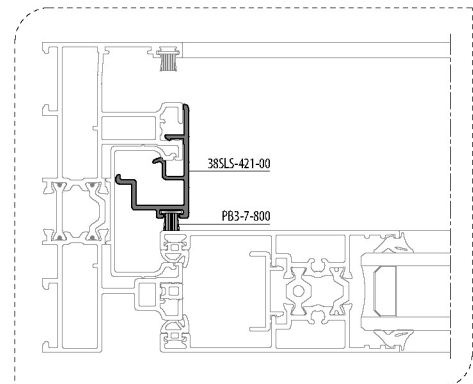
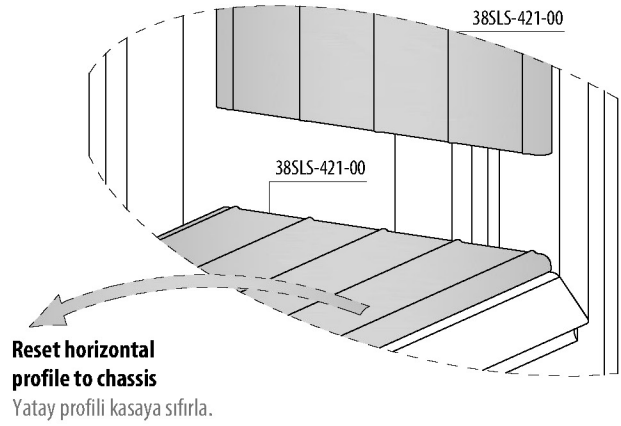
TWO RAIL FRAME / İKİ RAYLI KASA



A DETAIL / A DETAYI



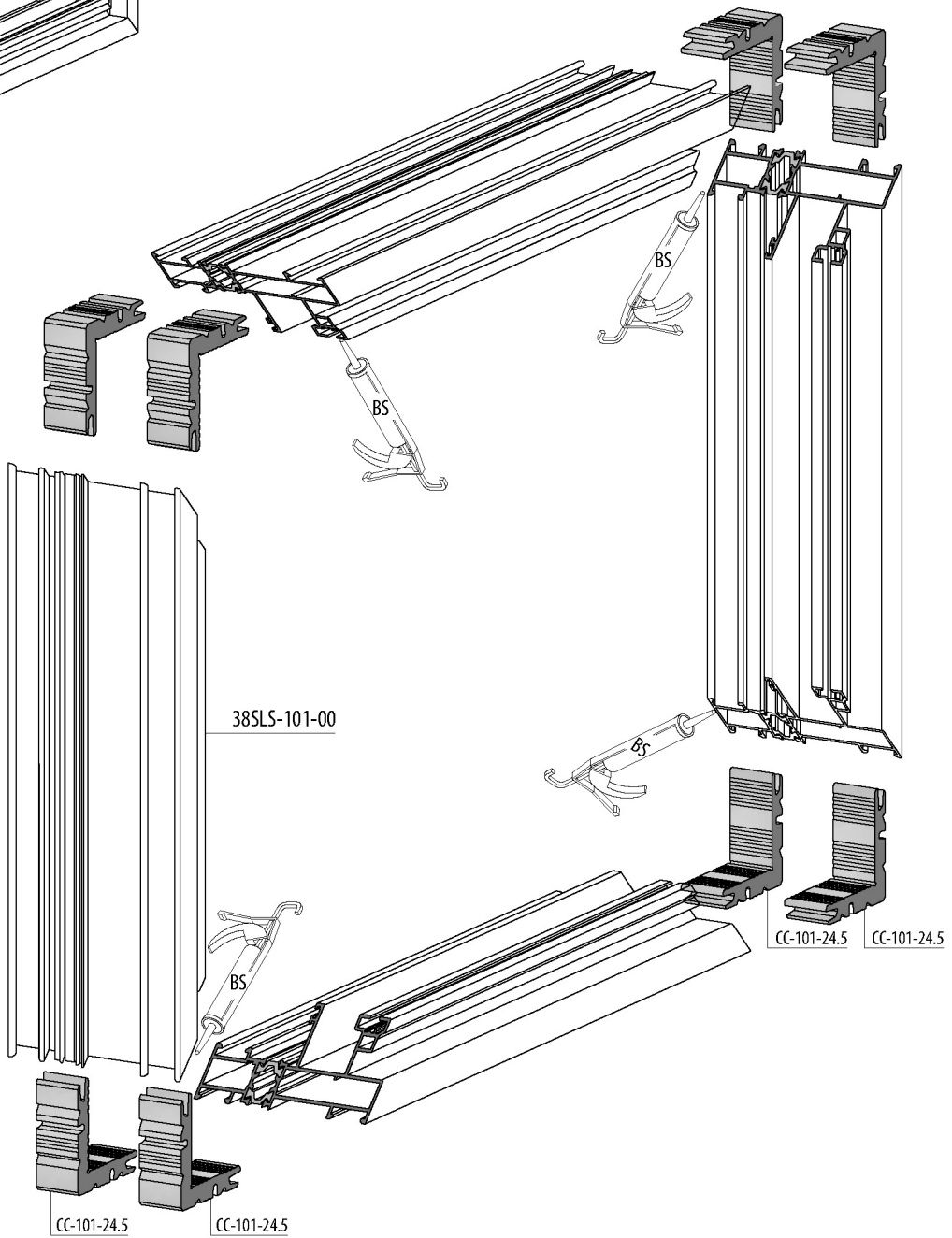

B DETAIL / B DETAYI



FRAME ASSEMBLY / KASA UYGULAMA

38SLS-101-00

**WITH PRESS CORNER JOINT
KÖŞE TAKOZU İLE**



S = SILICONE SİLİKON
ES = EPDM BOND / EPDM YAPIŞTICI
BS = BOND AND SEAL / YAPIŞTIRICI VE SIZDIRMAZ

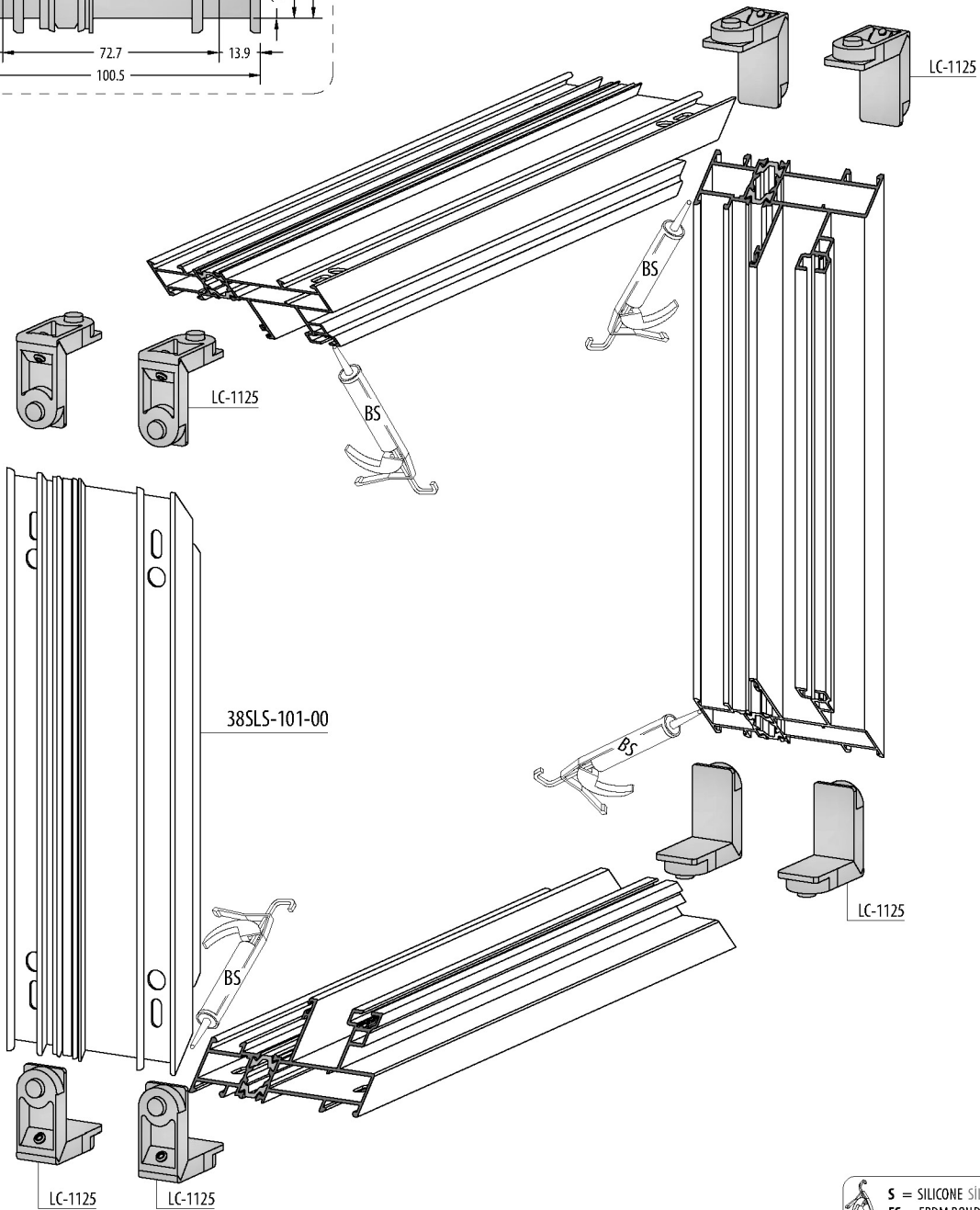
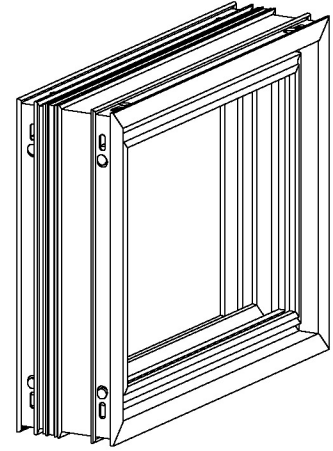
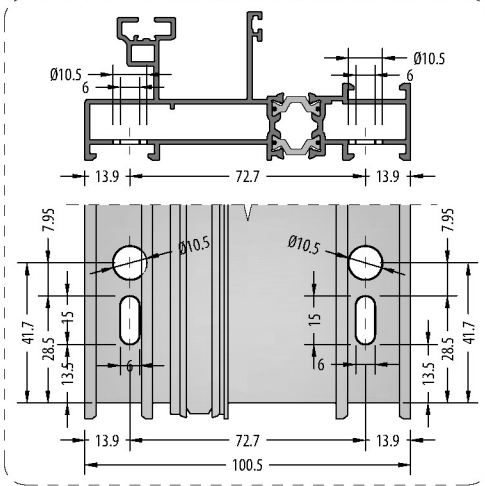
FRAME ASSEMBLY / KASA UYGULAMA

38SLS-101-00

DIE-CAST CORNER JOINT

PİMLİ BAĞLANTI

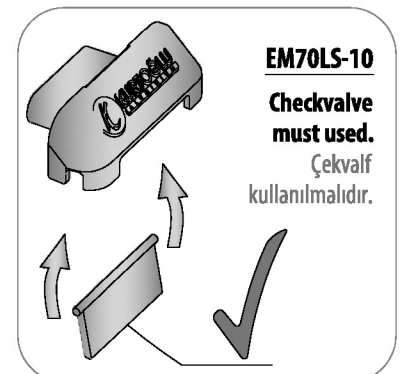
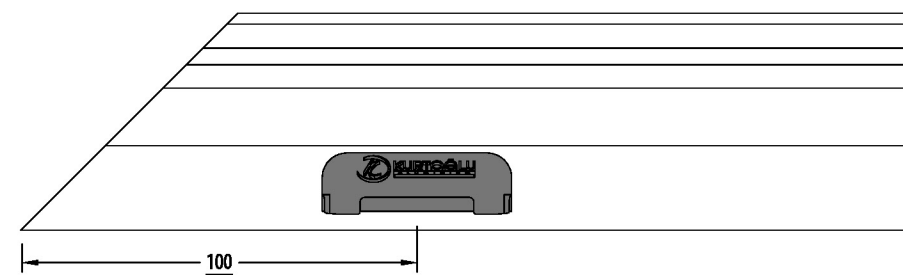
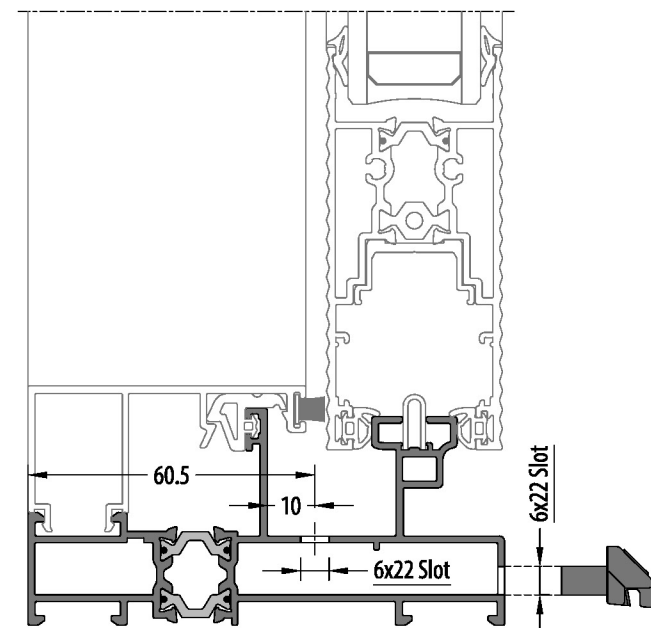
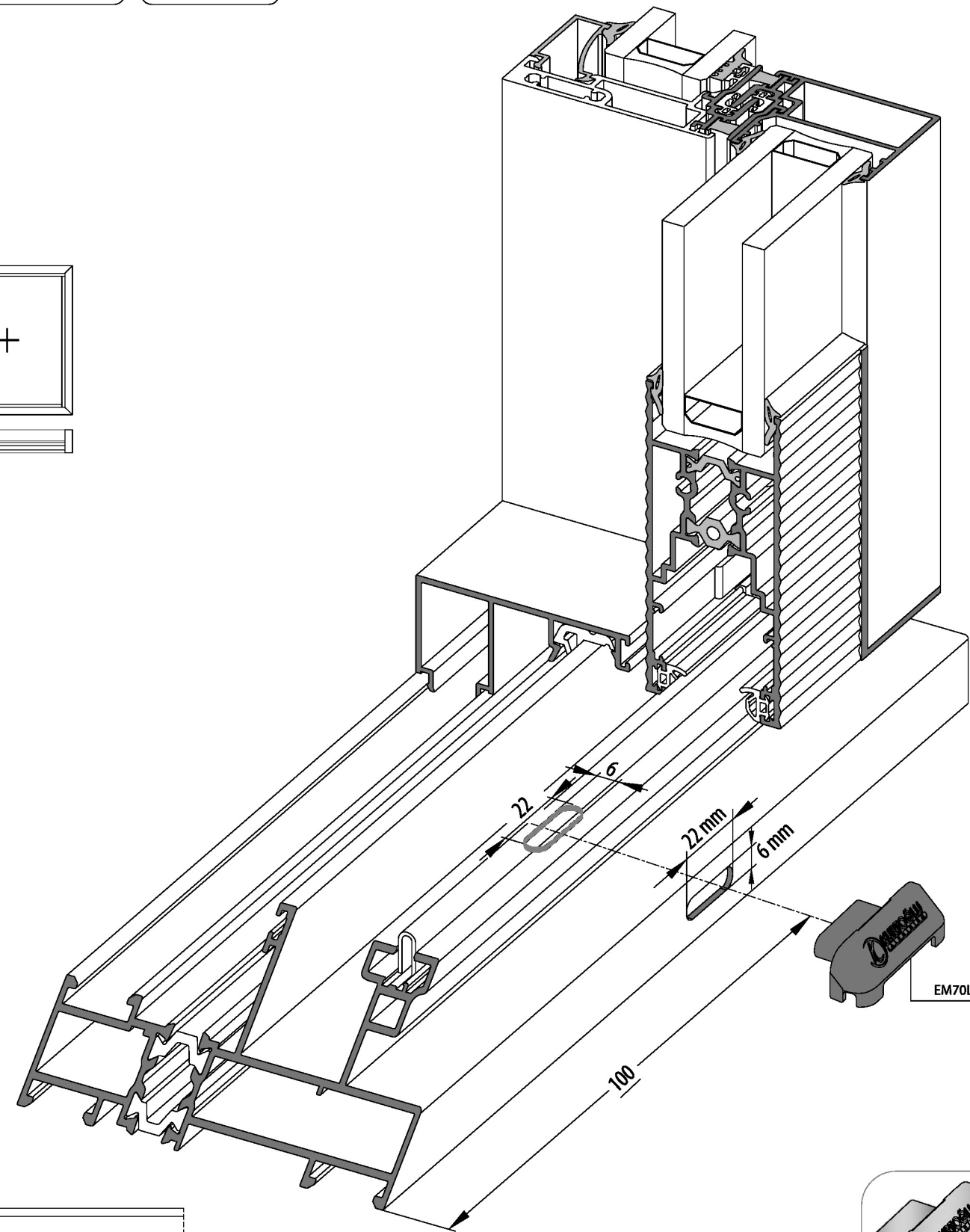
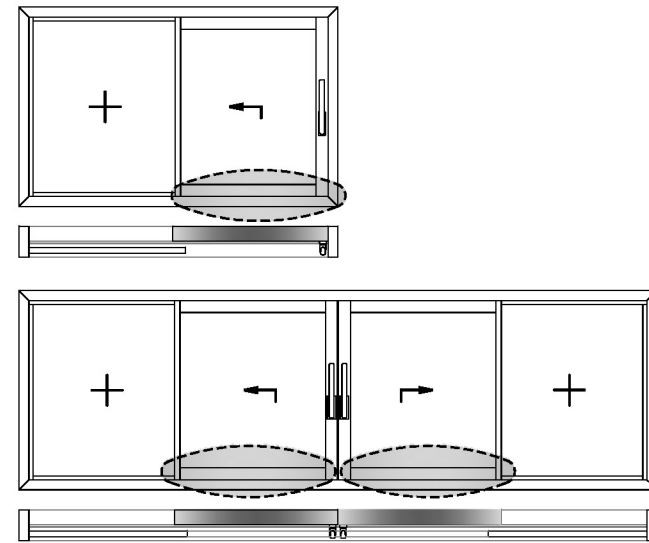
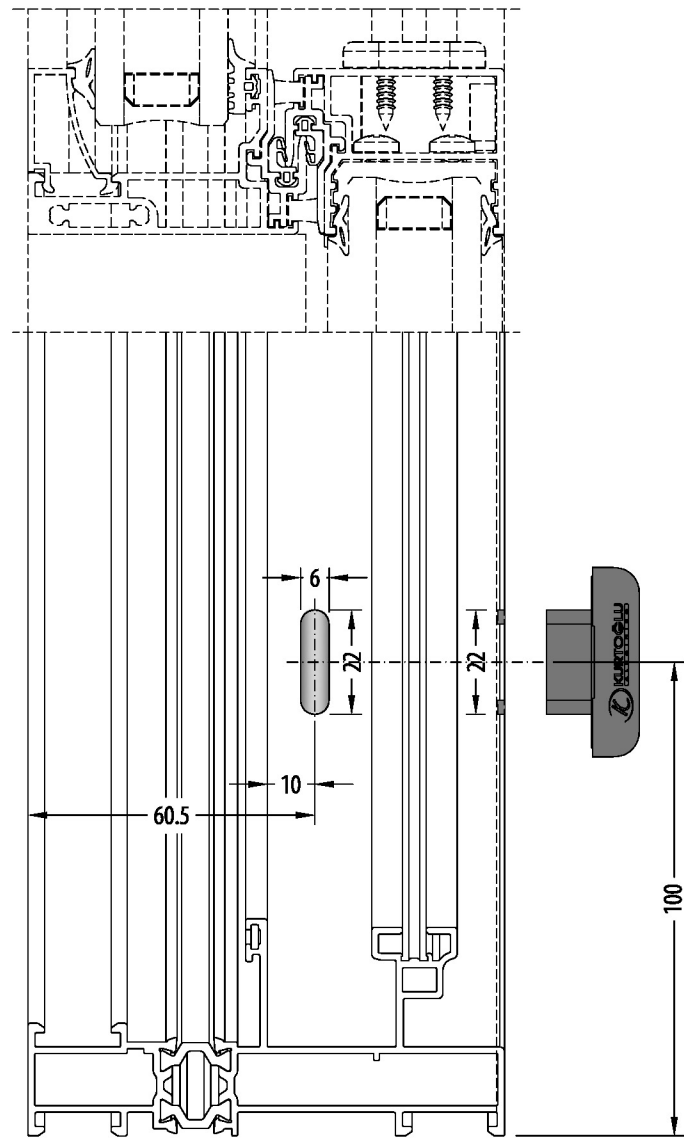
38SLS-101-00



S = SILICONE SİLİKON
ES = EPDM BOND / EPDM YAPIŞTICI
BS = BOND AND SEAL / YAPIŞTIRICI VE SIZDIRMAZ

PASSIVE SIDE DRAINAGE / PASİF TARAF TAHLİYE

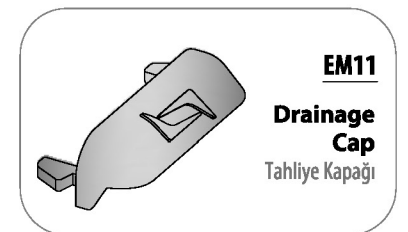
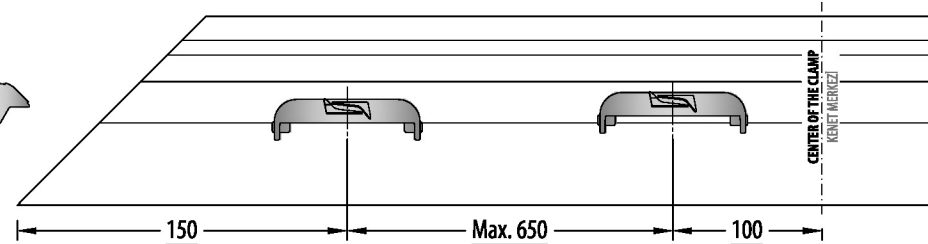
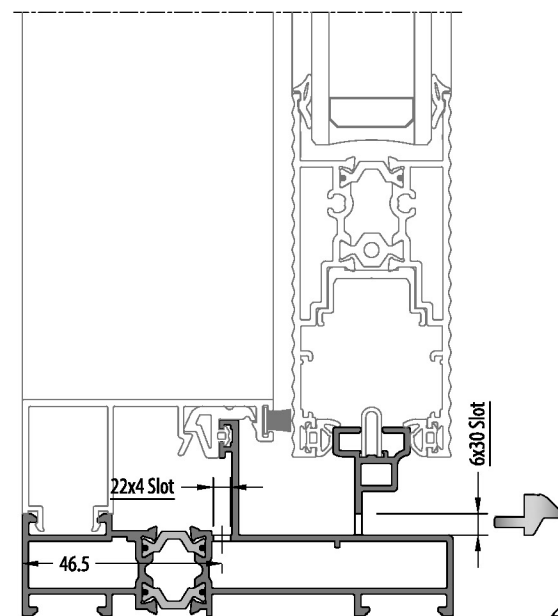
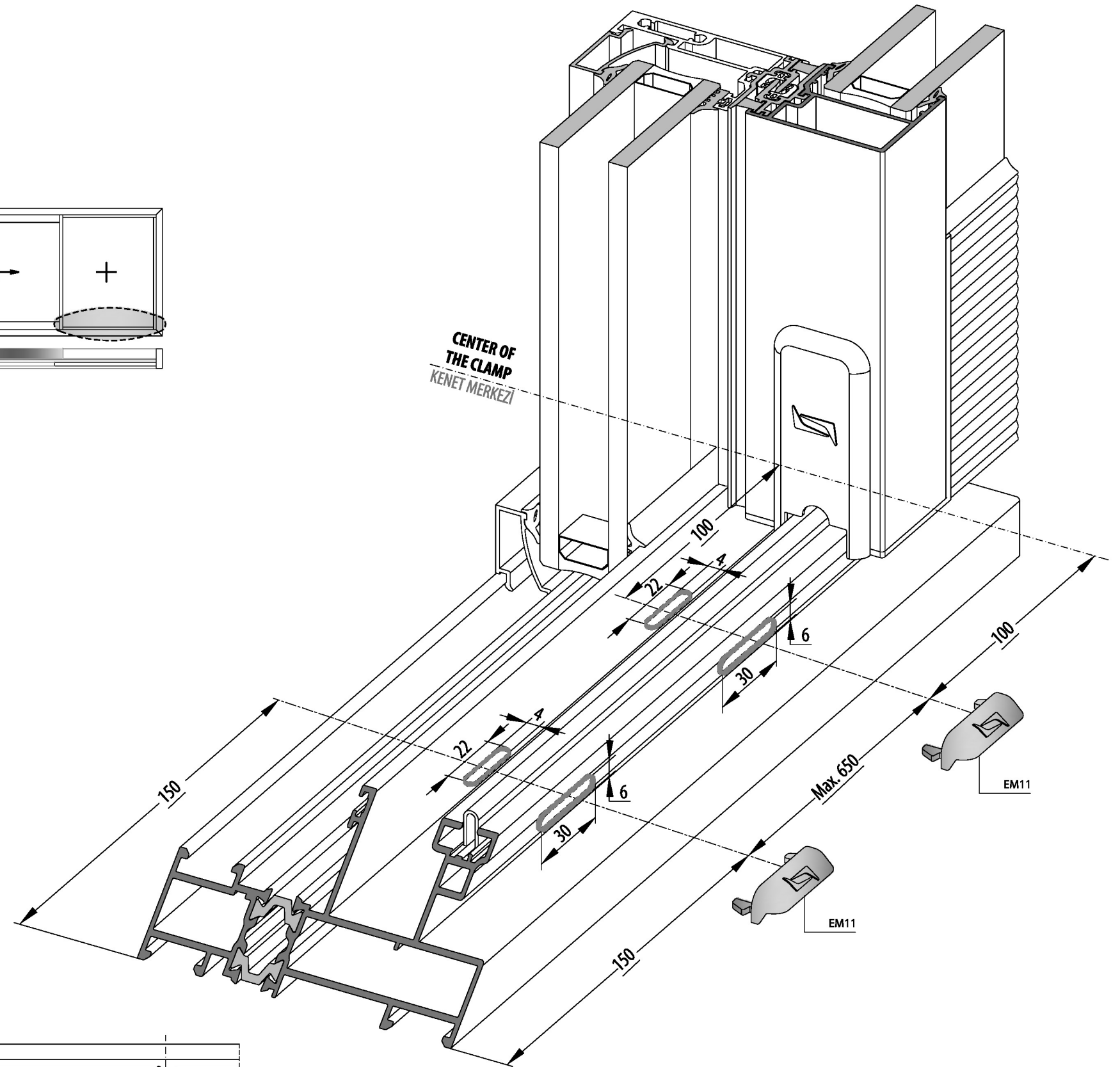
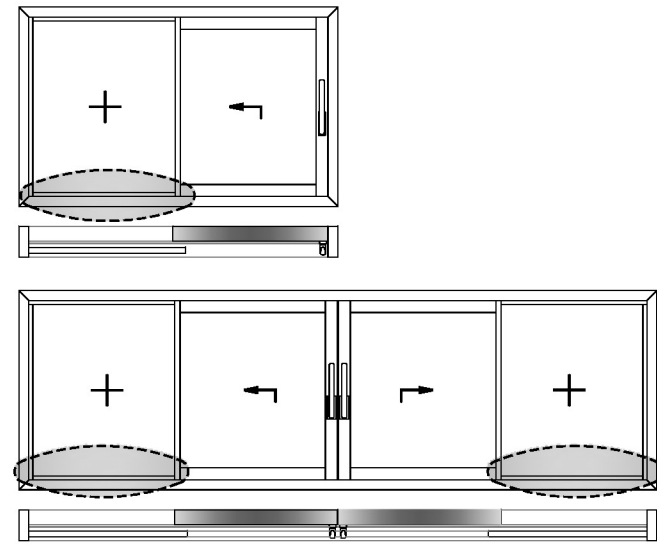
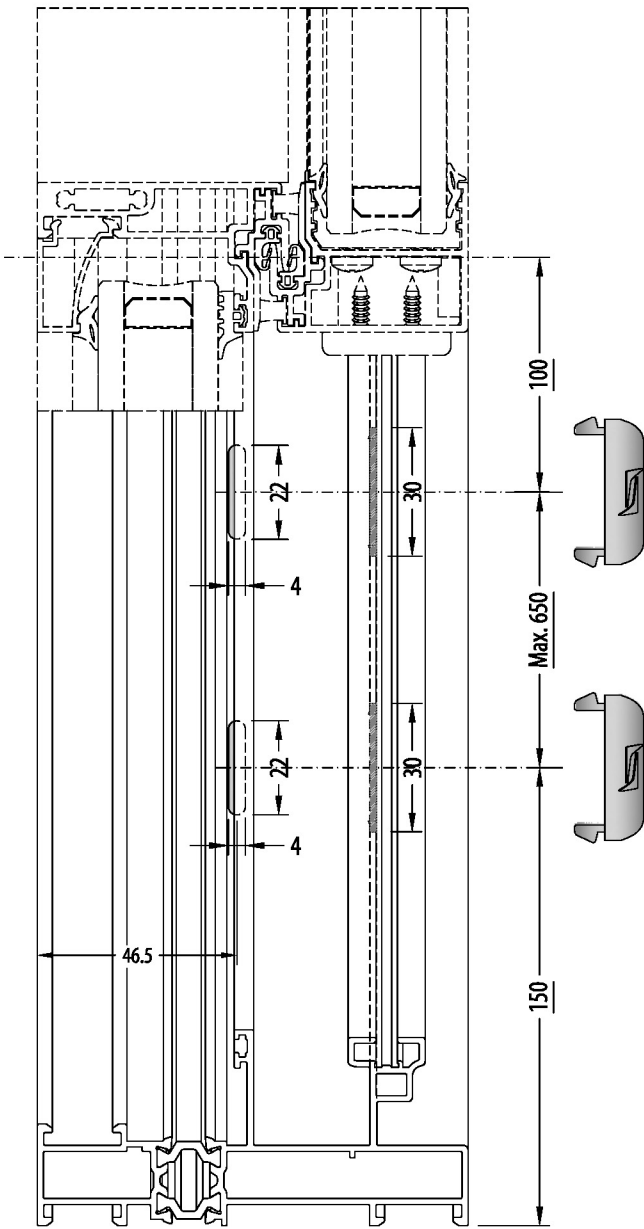
38SLS-101-00



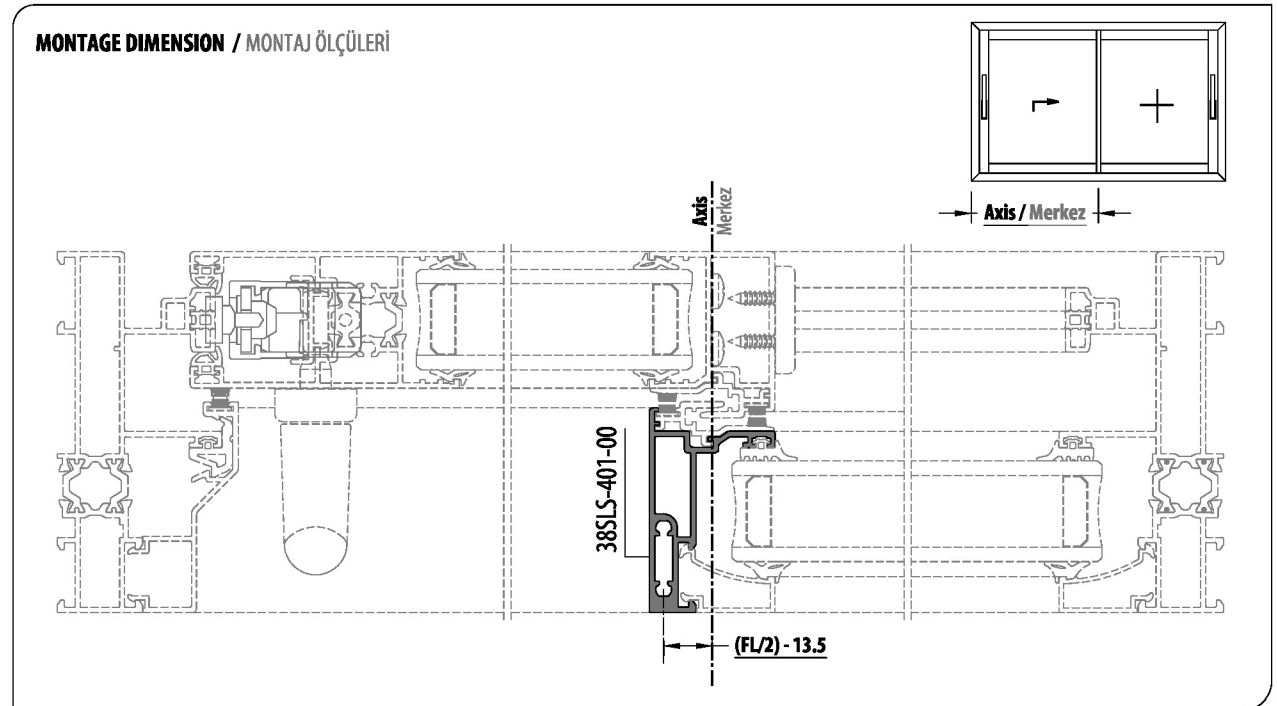
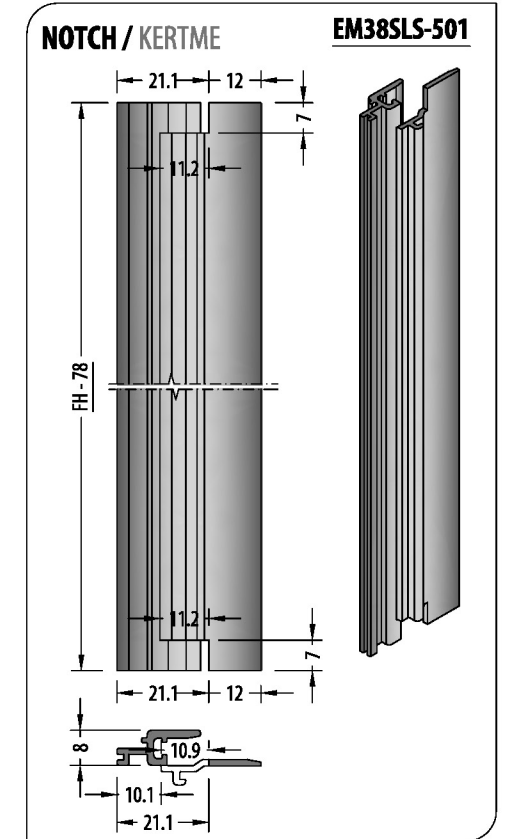
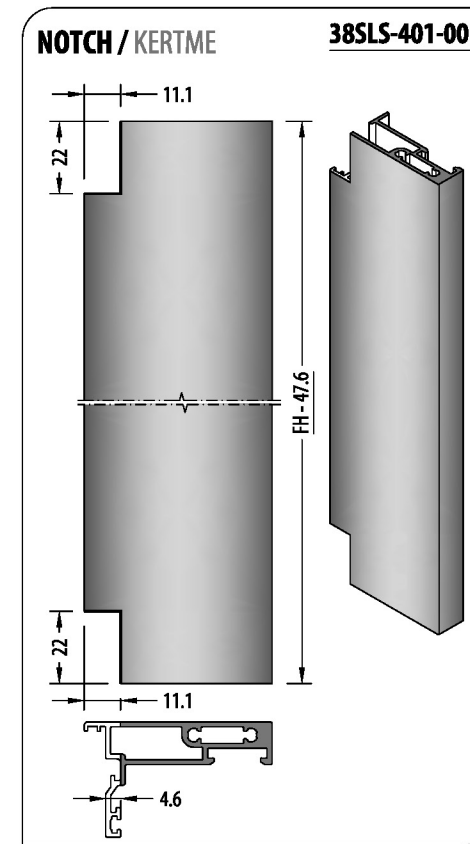
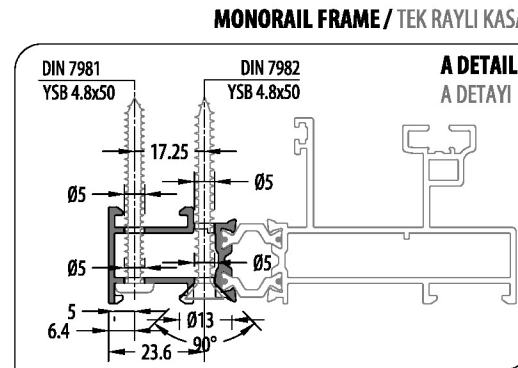
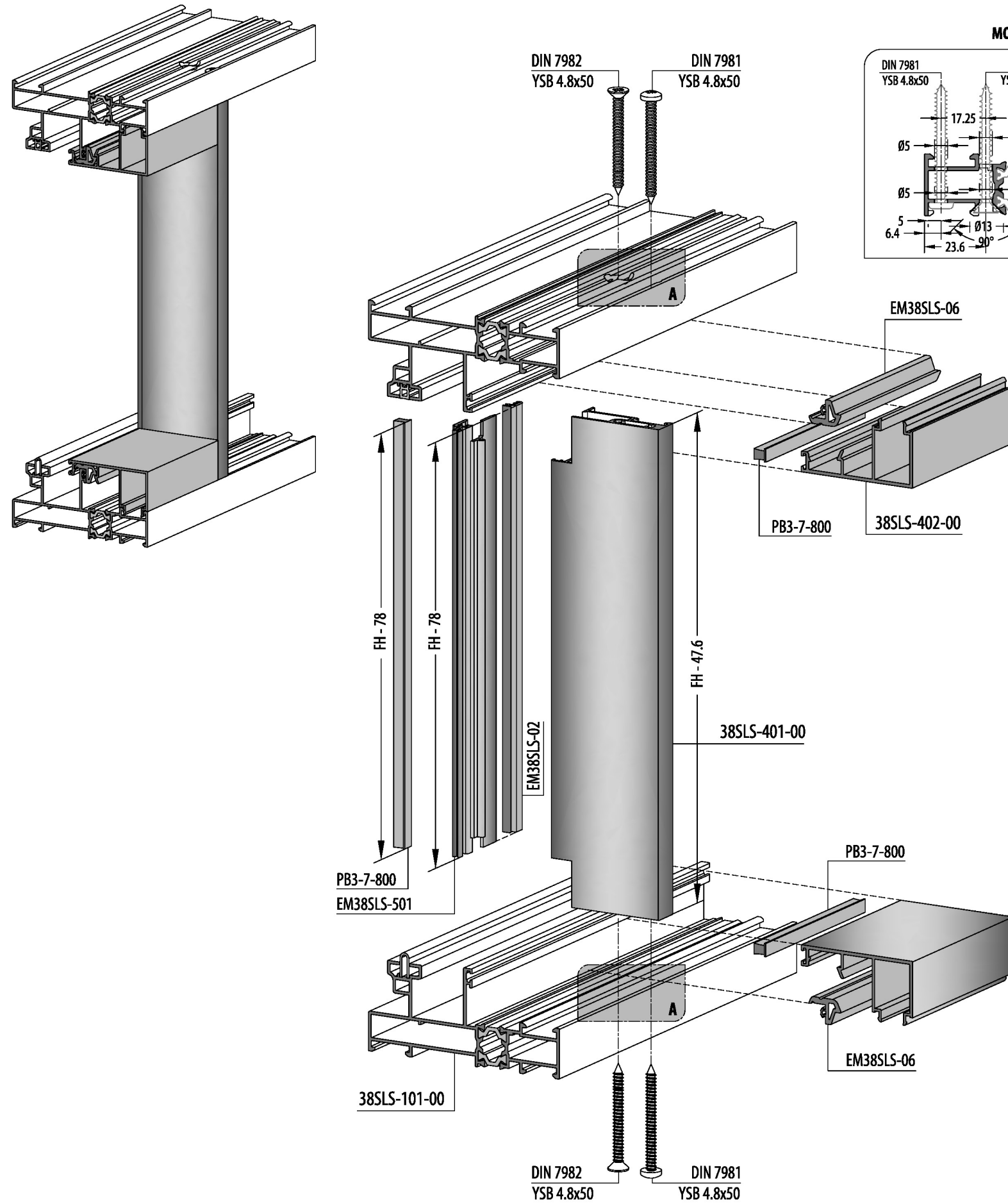
EM70LS-10
Checkvalve
must used.
Çekvalf
kullanılmalıdır.

ACTIVE SIDE DRAINAGE / AKTİF TARAF TAHLİYE

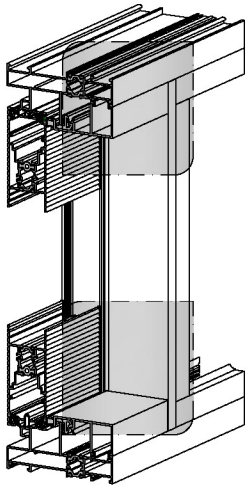
38SLS-101-00



CLAMPING CAP ASSEMBLY / KENET KAPAK MONTAJI



WEATHER STRIP MONTAGE / HAVA KESİCİ MONTAJI

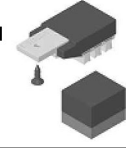


DIN 7982
YHB 3.9x13

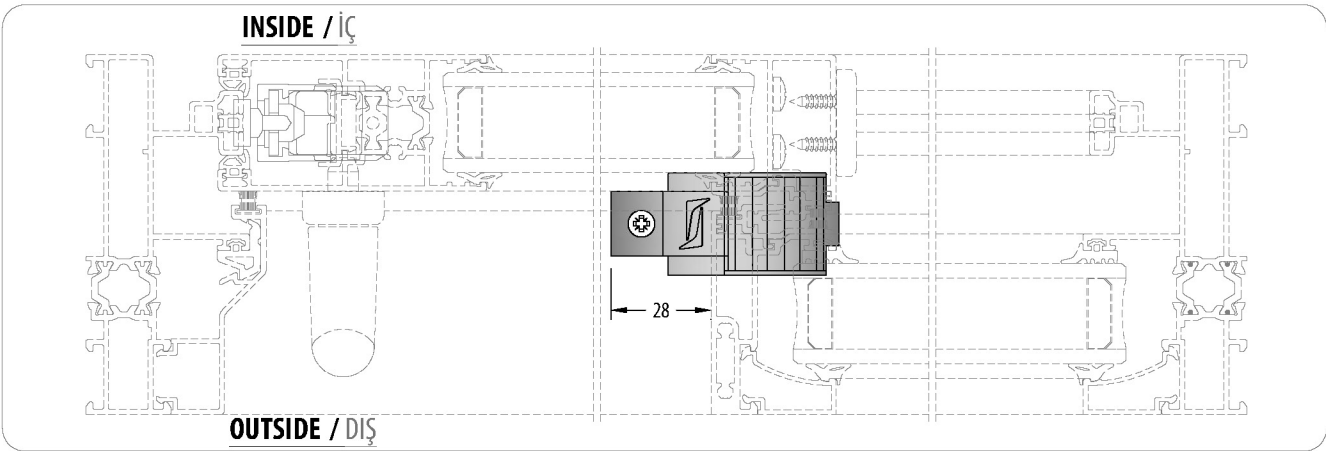
38SLS-212-00

38SLS-101-00

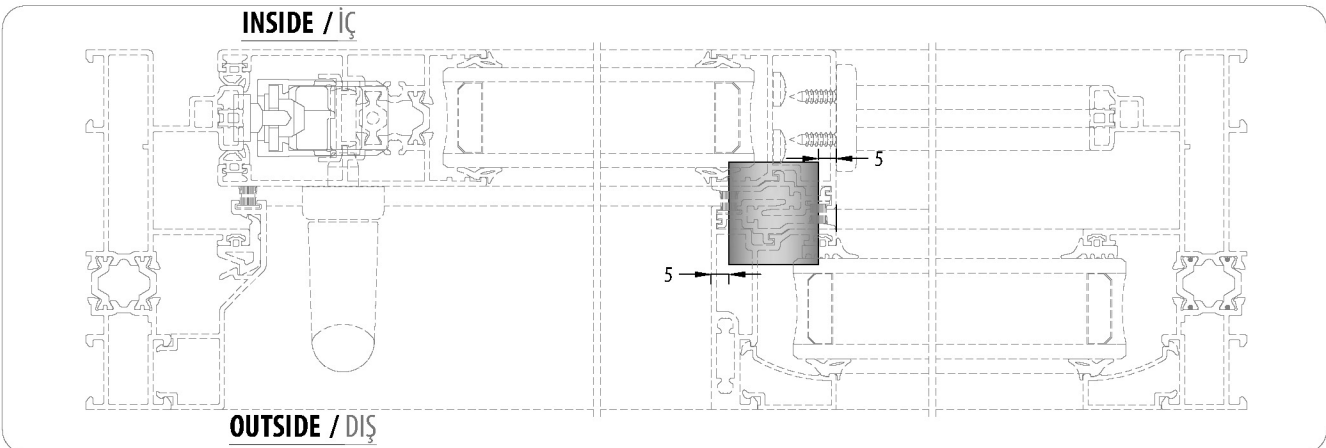
EM38SLS-LS-31
**WEATHER
STRIP SET**
HAVA KESİCİ TAKIMI



TOP / ÜST



BOTTOM / ALT

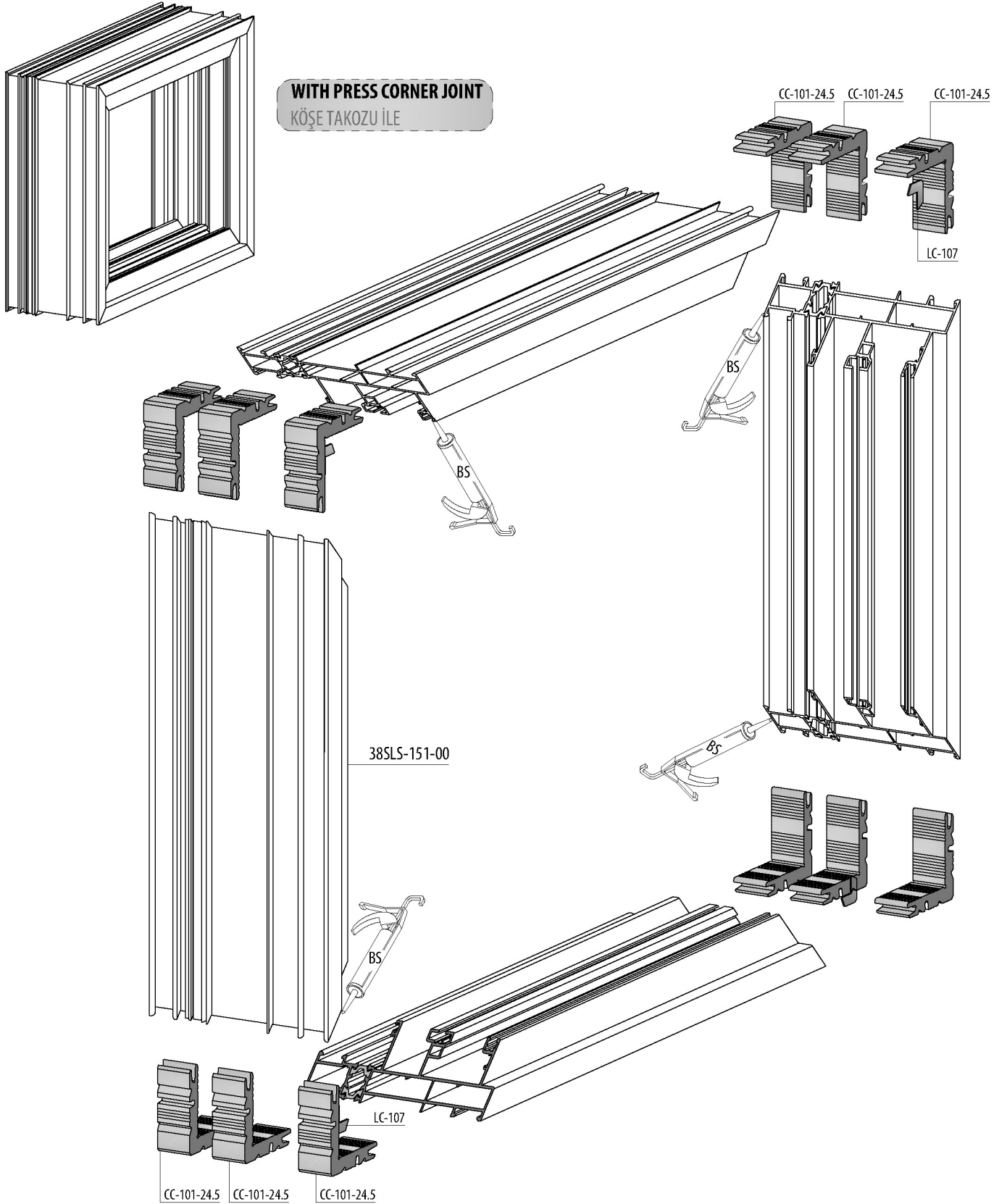


MONTAGE DIMENSION / MONTAJ ÖLÇÜLERİ

FRAME ASSEMBLY / KASA UYGULAMA

38SLS-151-00

**WITH PRESS CORNER JOINT
KÖŞE TAKOZU İLE**



S = SILICONE SİLİKON
ES = EPDM BOND / EPDM YAPIŞTICI
BS = BOND AND SEAL / YAPIŞTIRICI VE SIZDIRMAZ

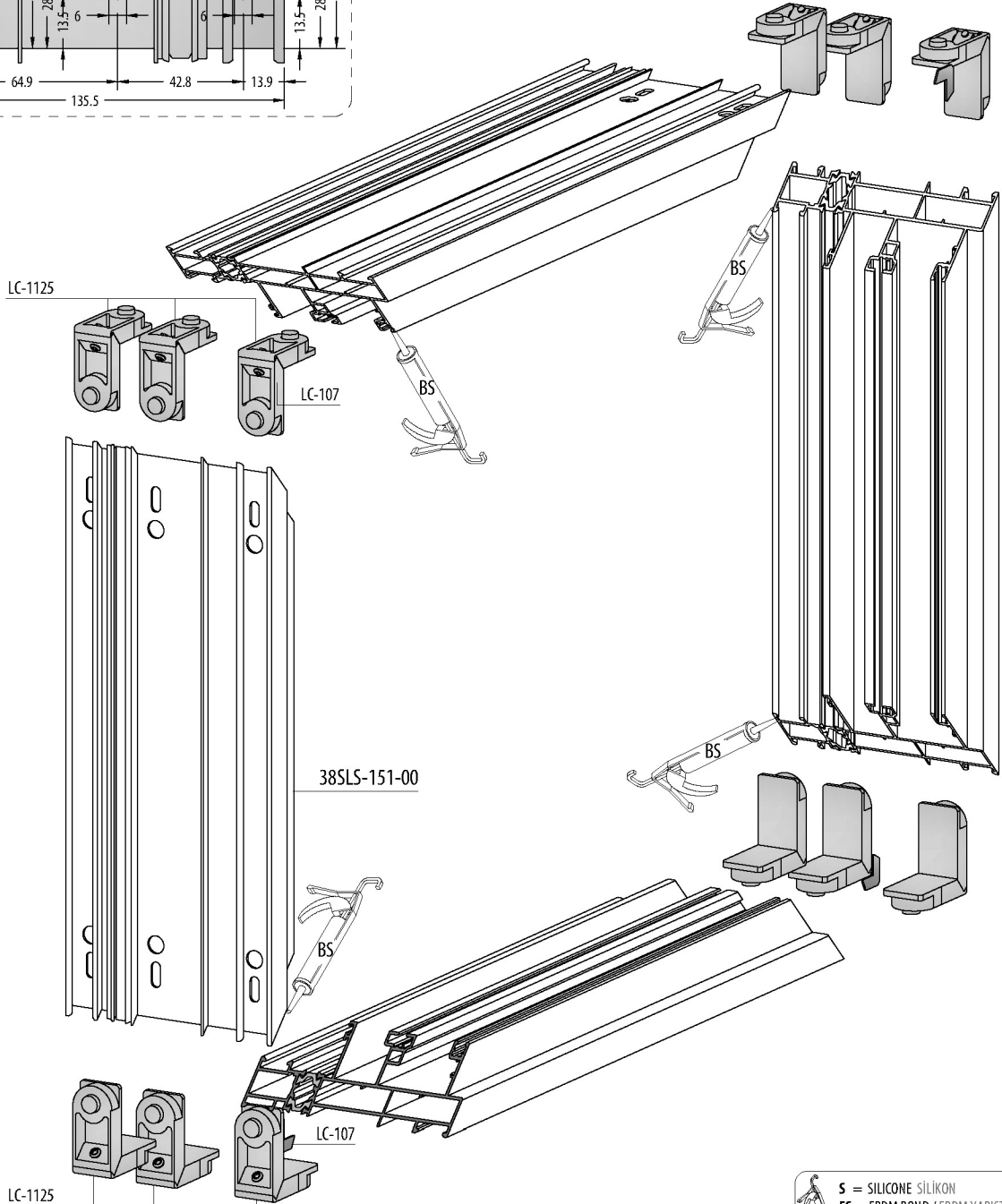
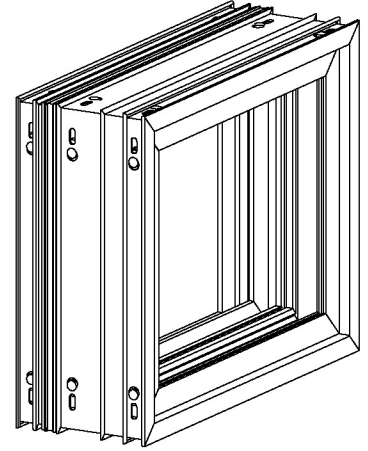
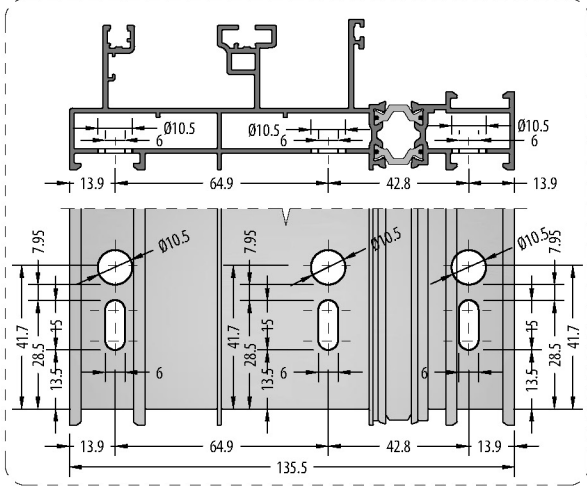
FRAME ASSEMBLY / KASA UYGULAMA

38SLS-151-00

DIE-CAST CORNER JOINT

PİMLİ BAĞLANTI

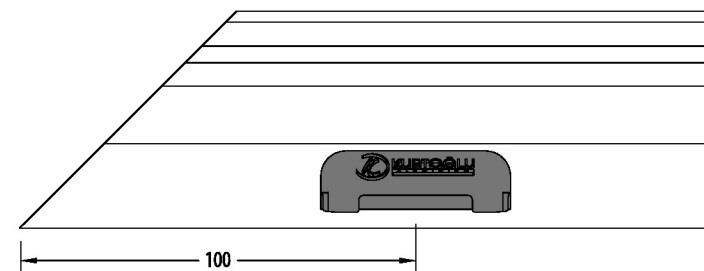
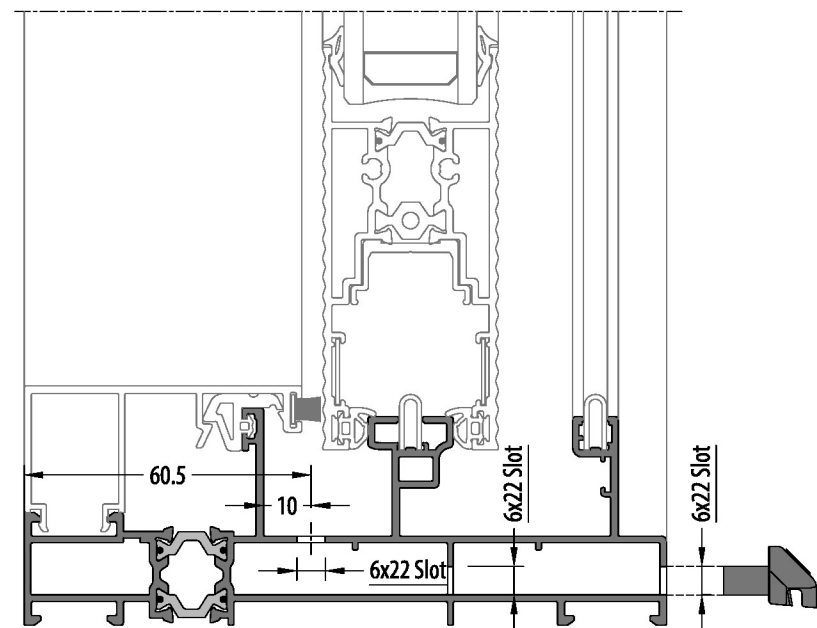
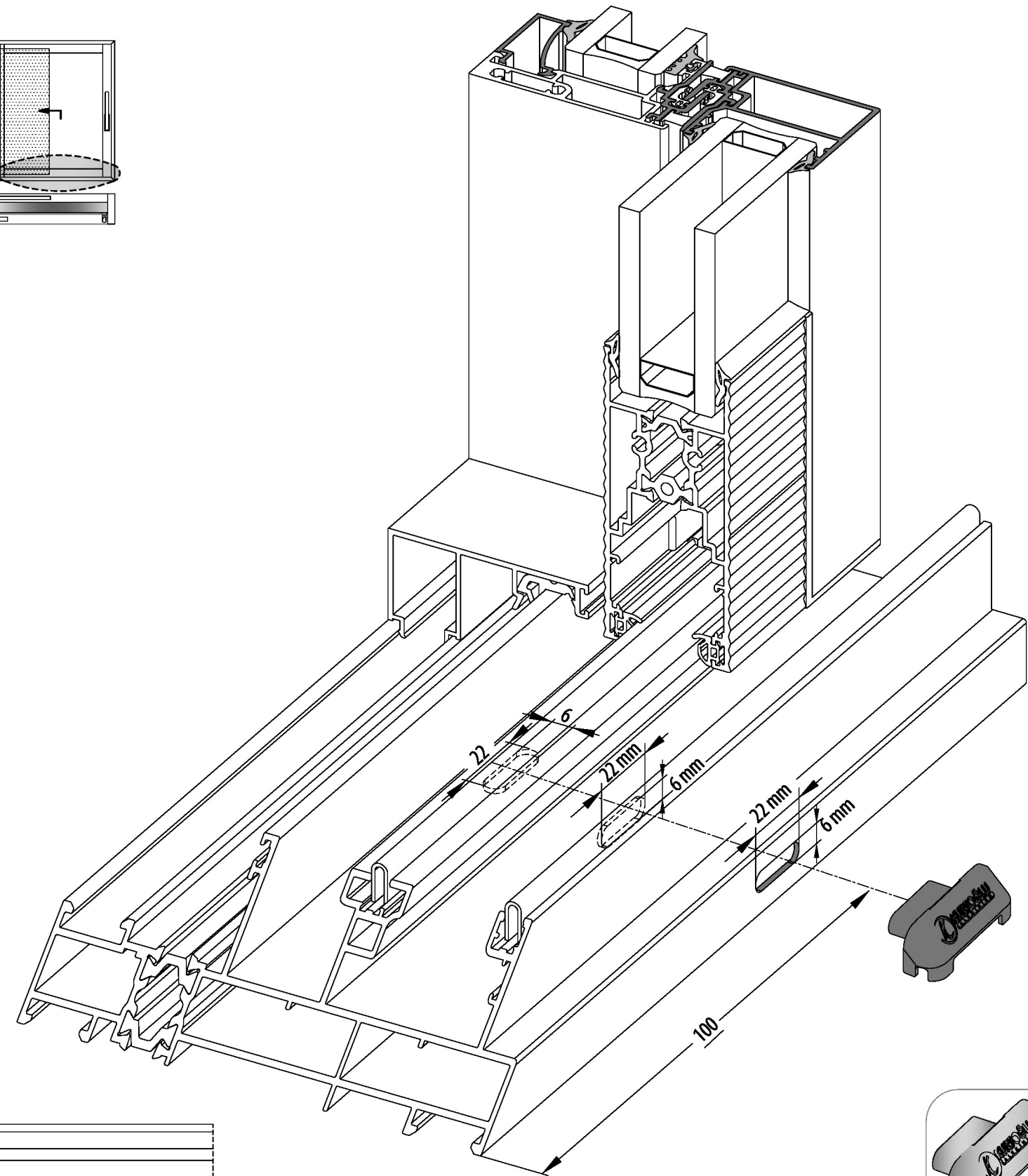
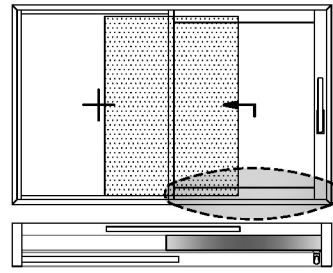
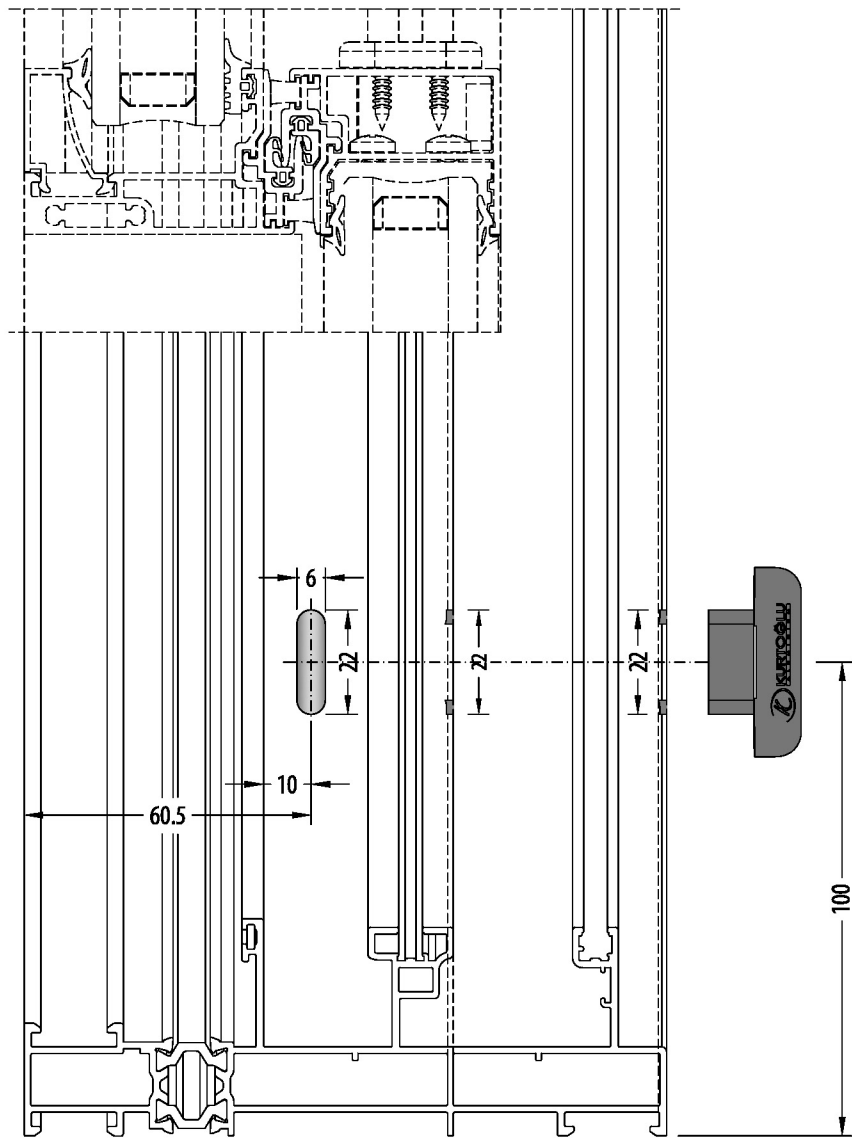
38SLS-151-00



S = SILICONE SİLİKON
ES = EPDM BOND / EPDM YAPIŞTICI
BS = BOND AND SEAL / YAPIŞTIRICI VE SIZDIRMAZ

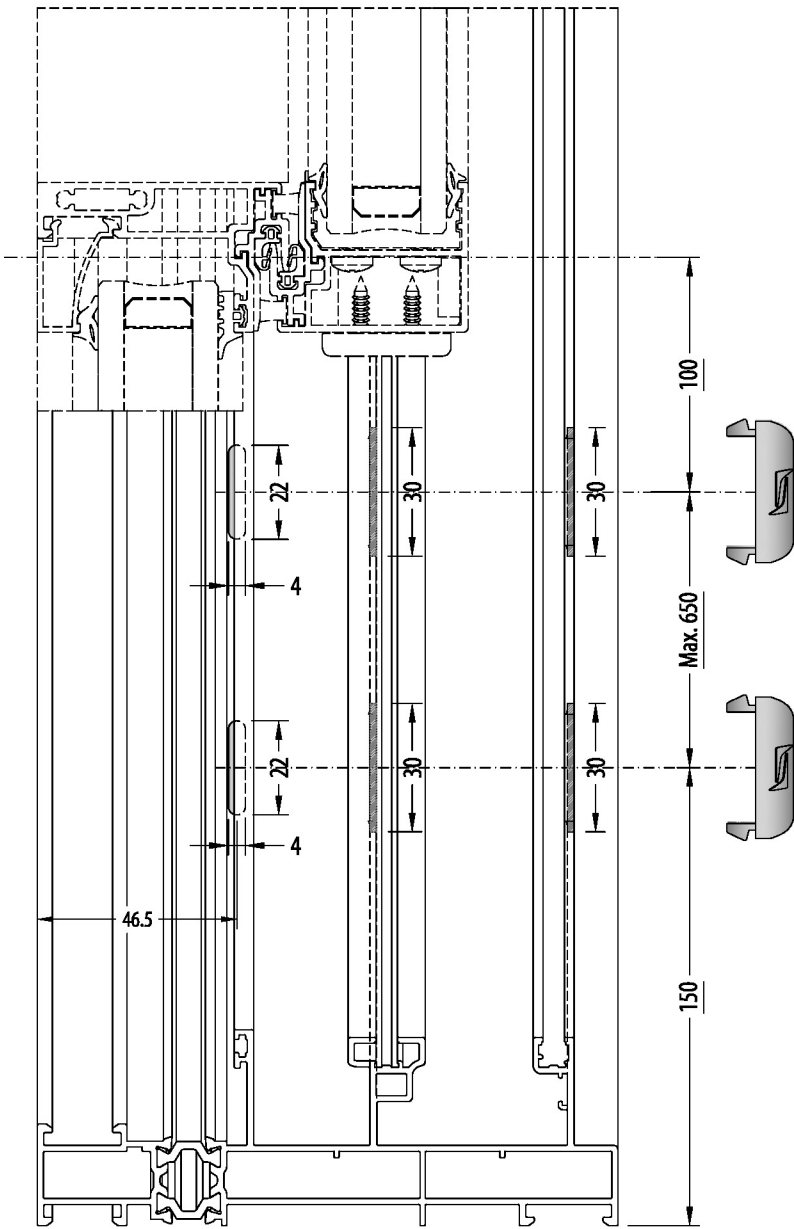
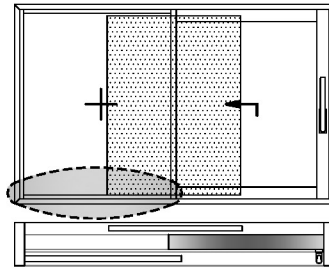
PASSIVE SIDE DRAINAGE / PASİF TARAF TAHLİYE

38SLS-151-00

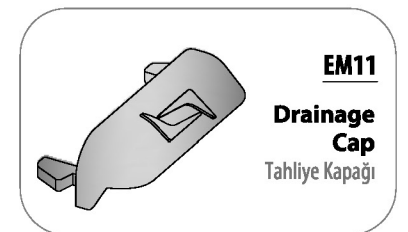
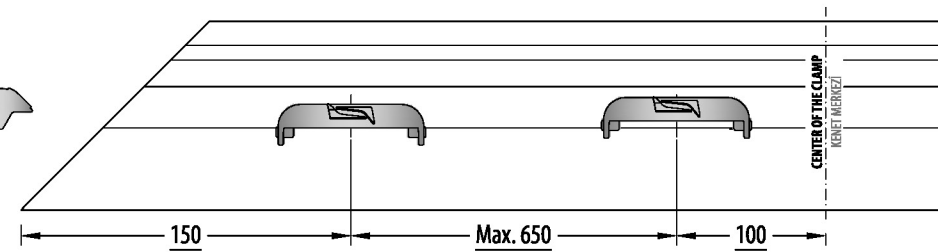
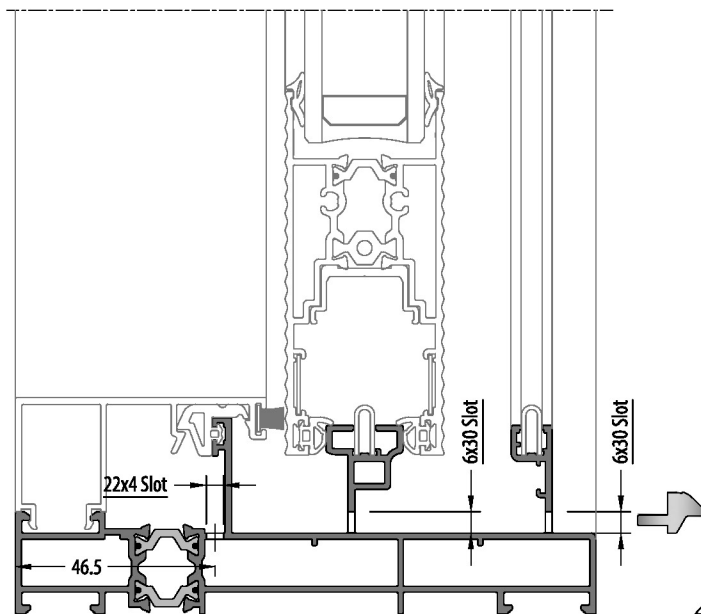
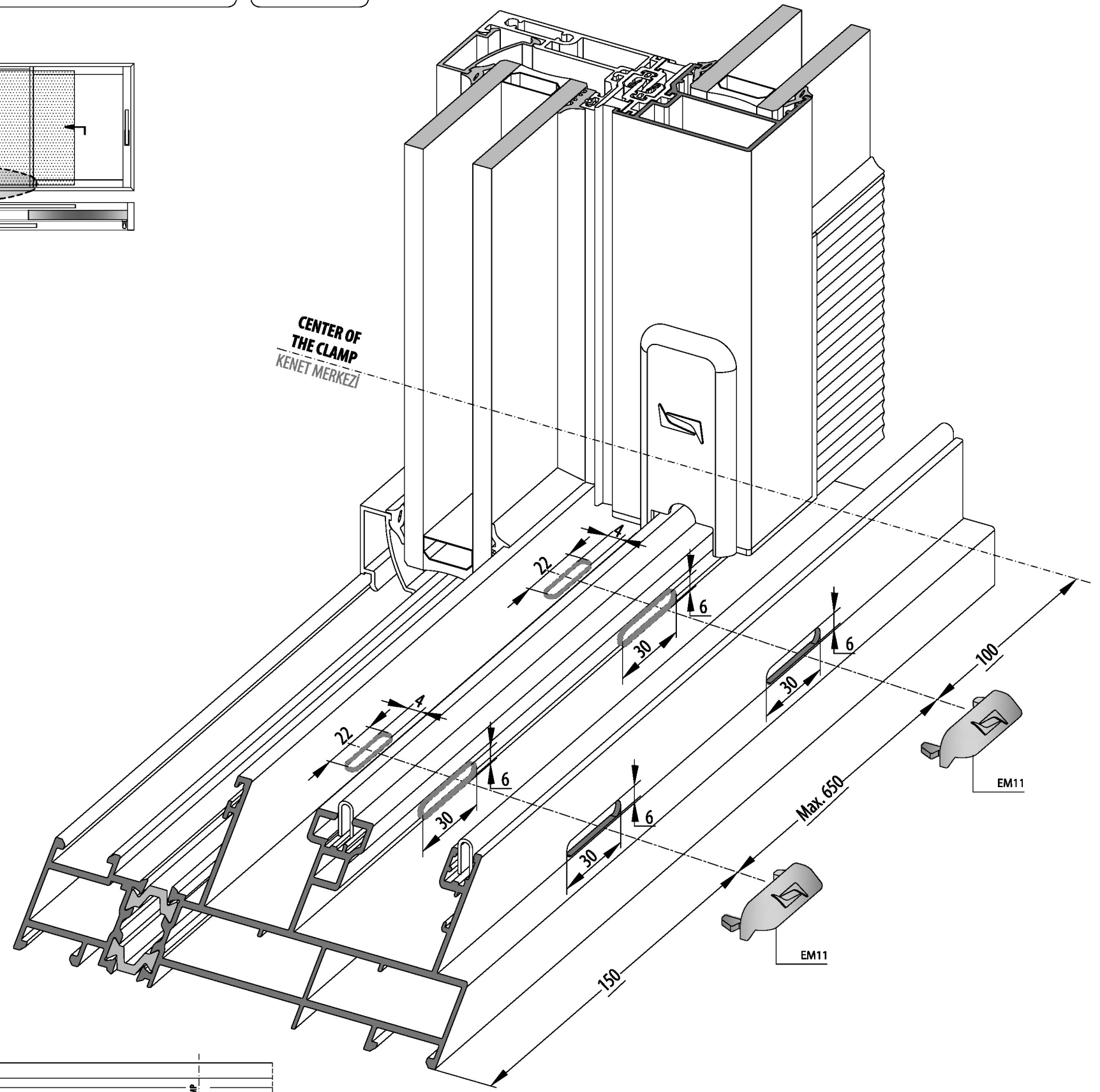


ACTIVE SIDE DRAINAGE / AKTİF TARAF TAHLİYE

38SLS-151-00

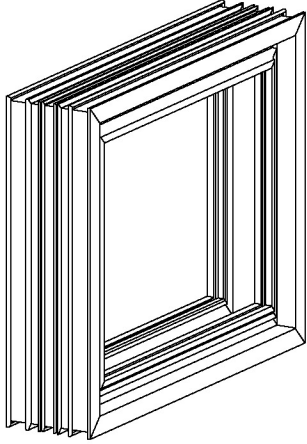


CENTER OF THE CLAMP
KENET MERKEZİ

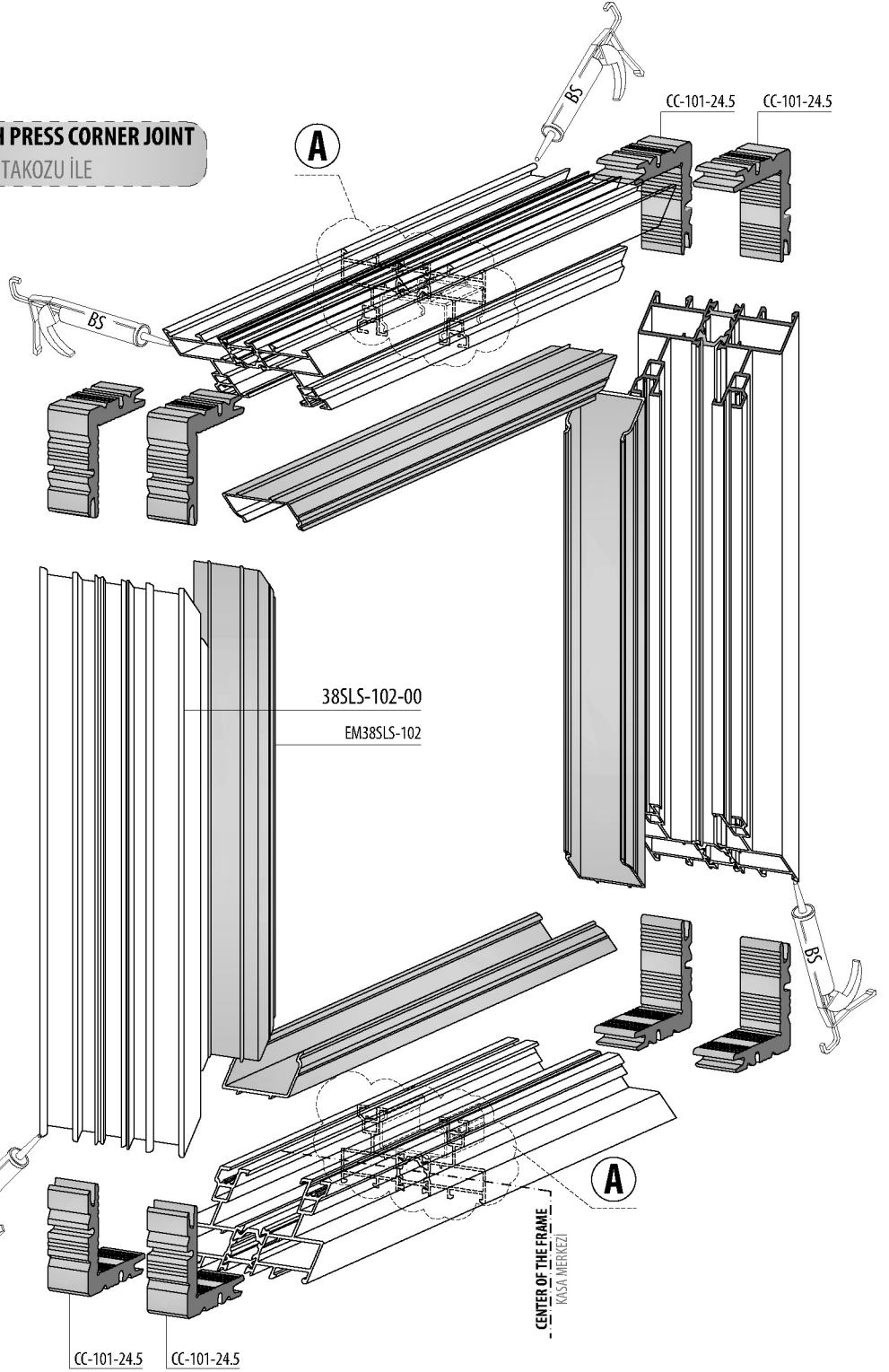


FRAME ASSEMBLY / KASA UYGULAMA

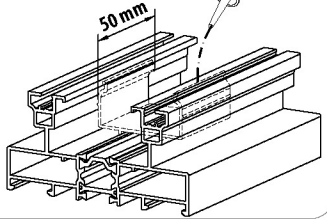
38SLS-102-00



WITH PRESS CORNER JOINT
KÖŞE TAKOZU İLE



A **FILL WITH SILICONE**
(Between frame and U
PVC profile)
SİLİKON İLE DOLDUR
(Kasa ve U PVC Profil
arasını)



S = SILICONE SİLİKON
ES = EPDM BOND / EPDM YAPIŞTICI
BS = BOND AND SEAL / YAPIŞTIRICI VE SIZDIRMAZ

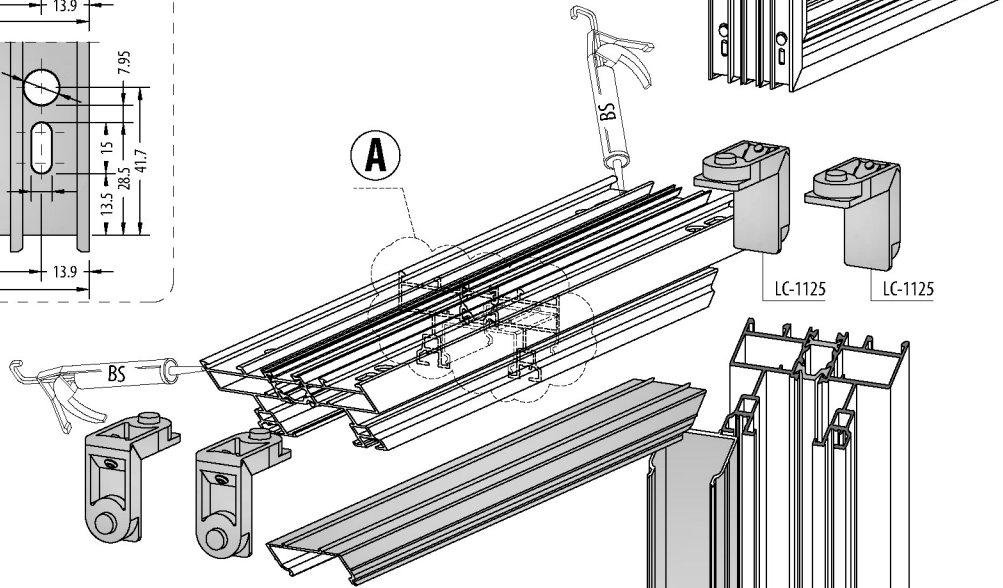
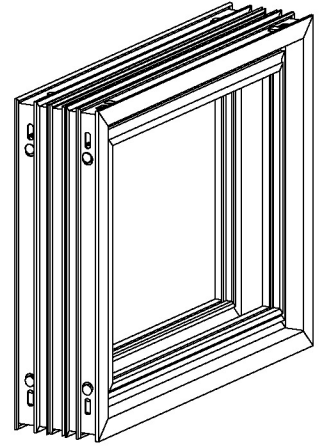
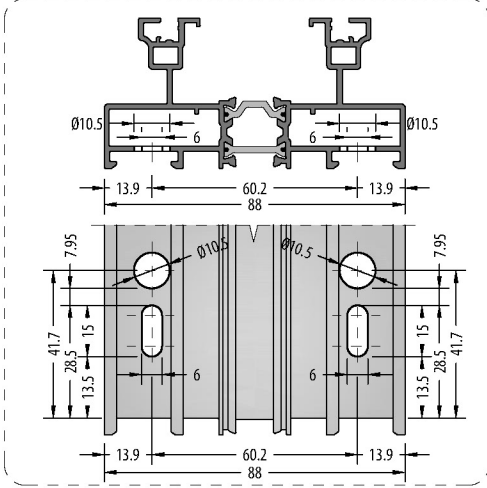
FRAME ASSEMBLY / KASA UYGULAMA

38SLS-102-00

DIE-CAST CORNER JOINT

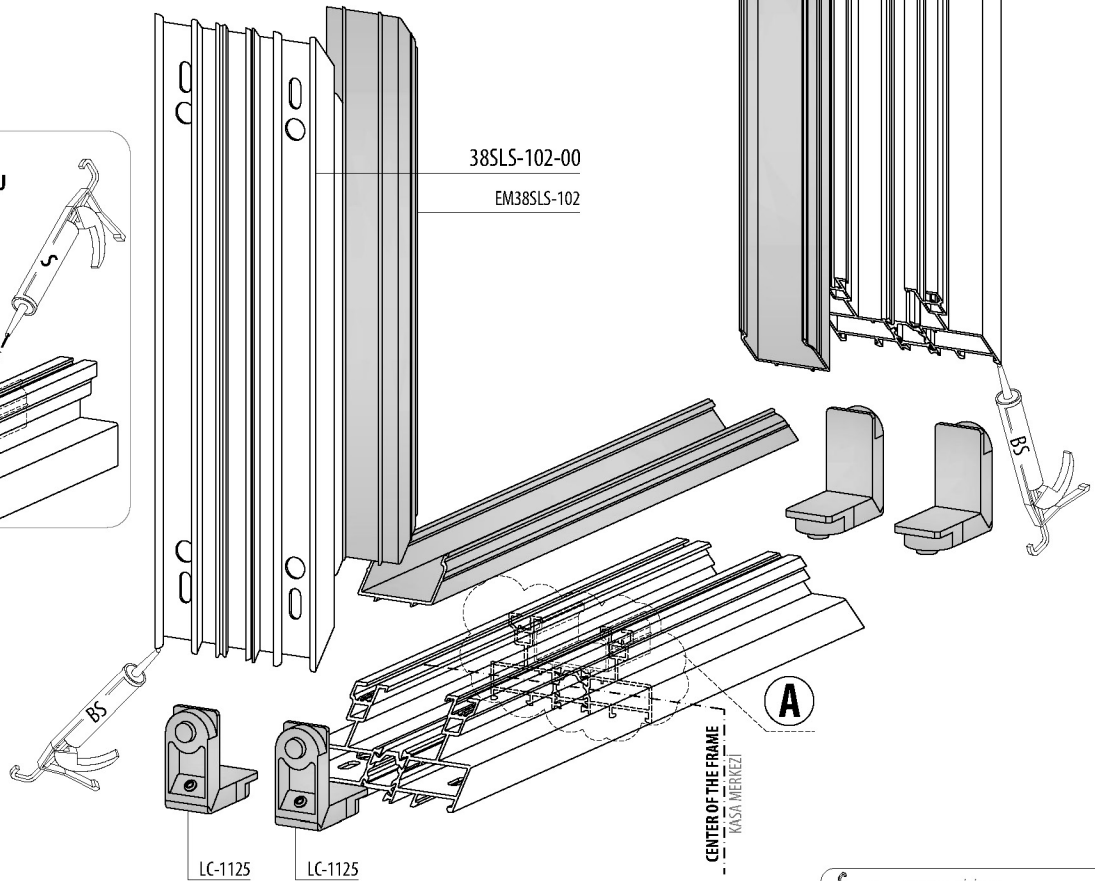
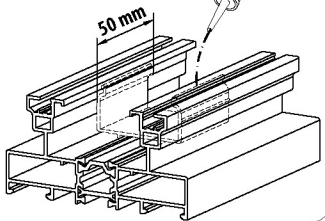
PİMLİ BAĞLANTI

38SLS-102-00



**A FILL WITH SILICONE
(Between frame and U
PVC profile)**

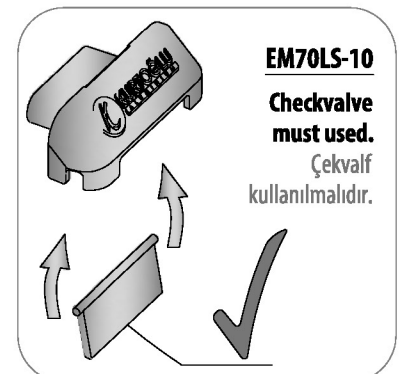
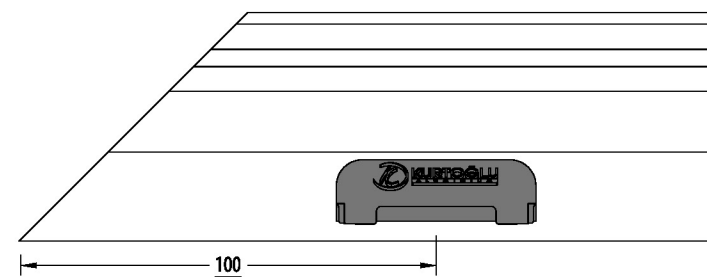
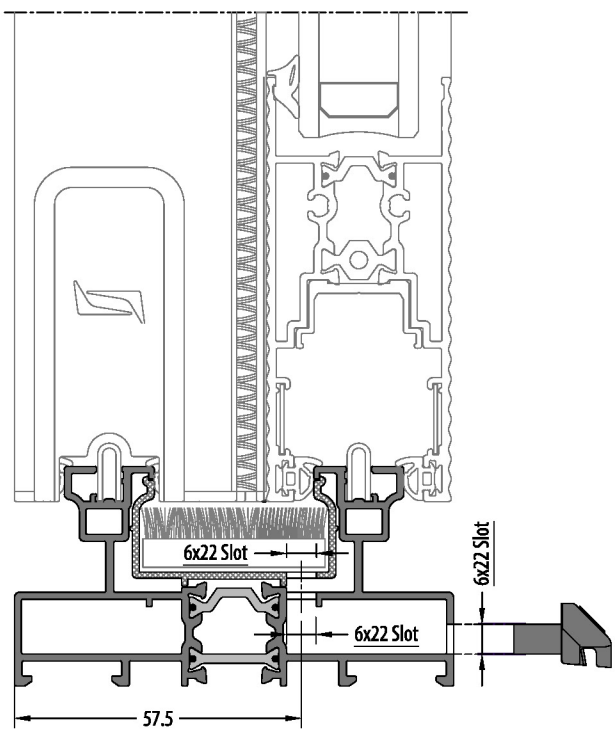
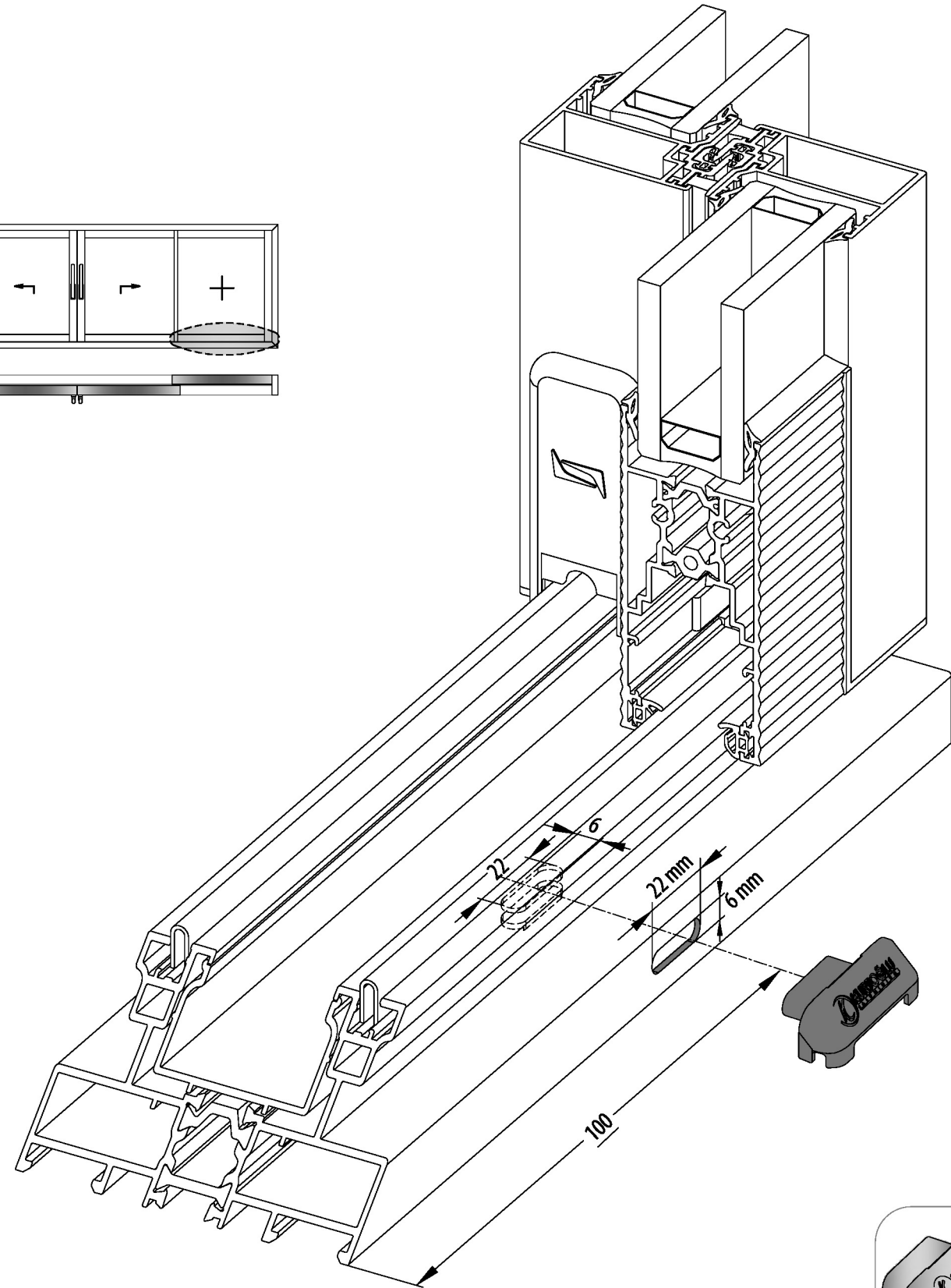
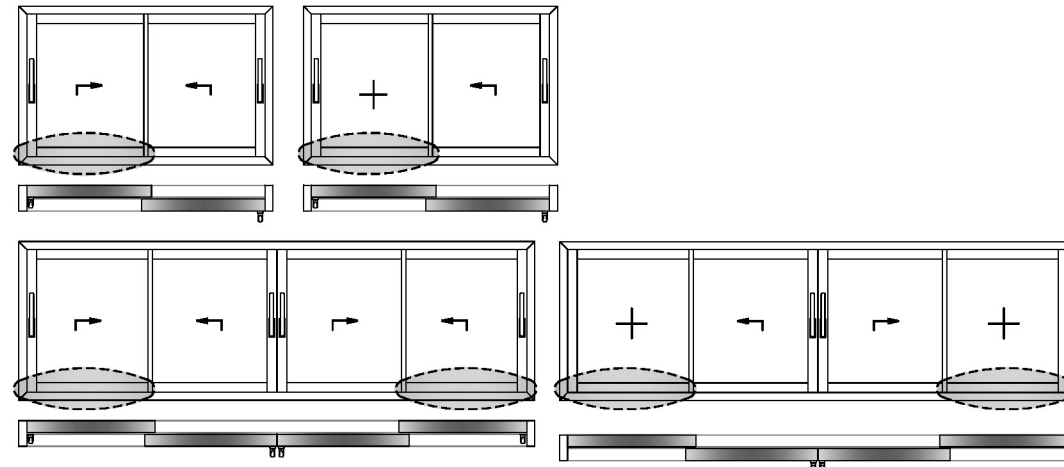
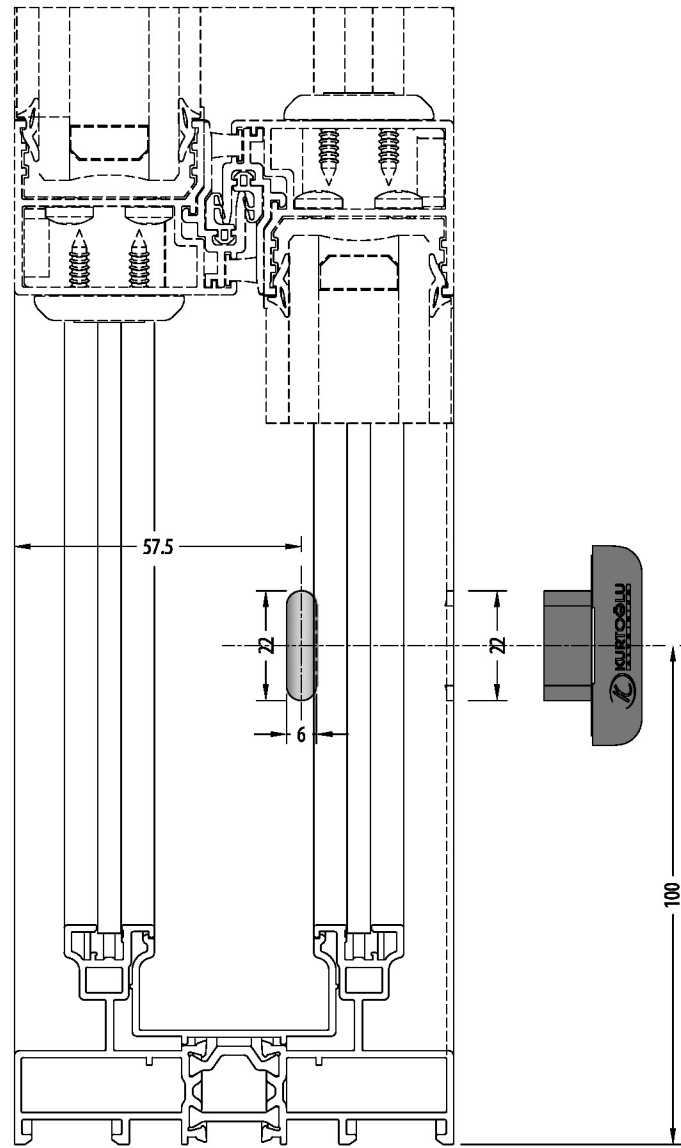
**SİLİKON İLE DOLDUR
(Kasa ve U PVC Profil
arasını)**



S = SILICONE SİLİKON
ES = EPDM BOND / EPDM YAPIŞTICI
BS = BOND AND SEAL / YAPIŞTIRICI VE SIZDIRMAZ

PASSIVE SIDE DRAINAGE / PASİF TARAF TAHLİYE

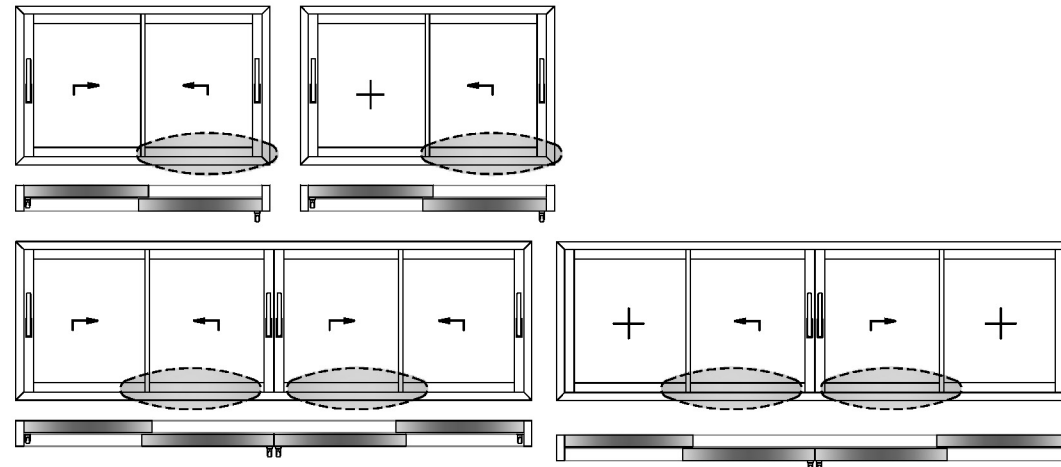
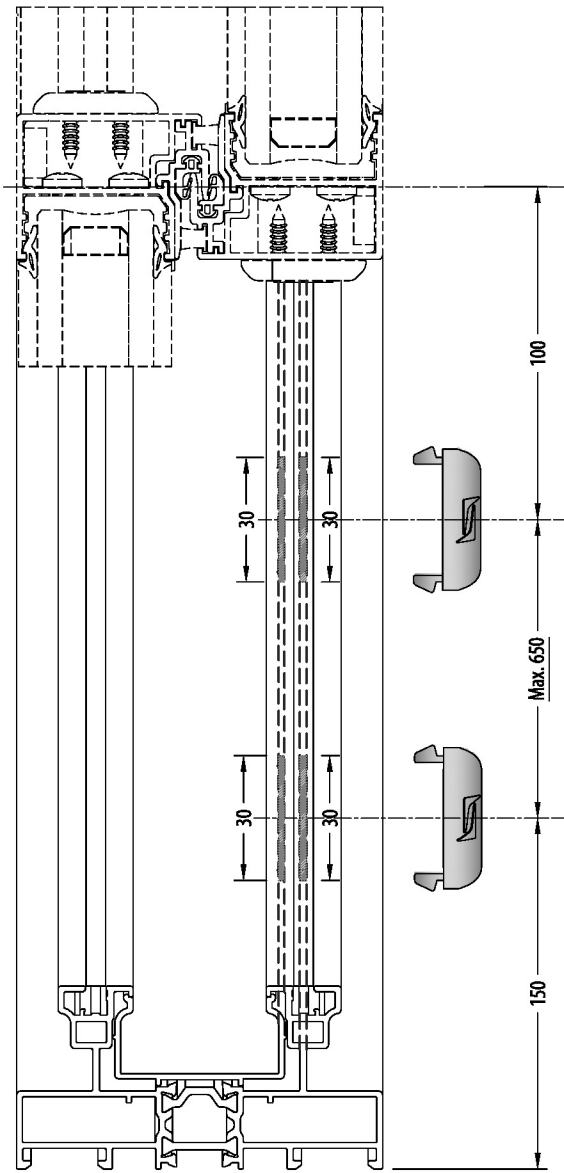
38SLS-102-00



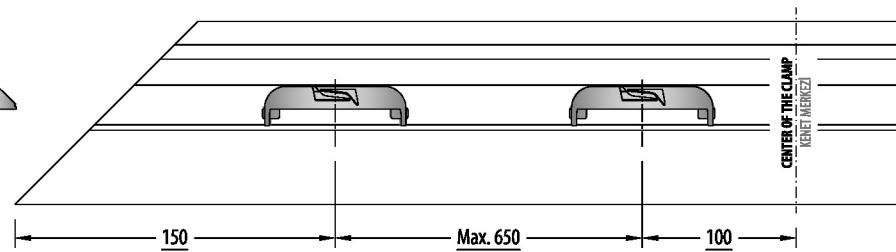
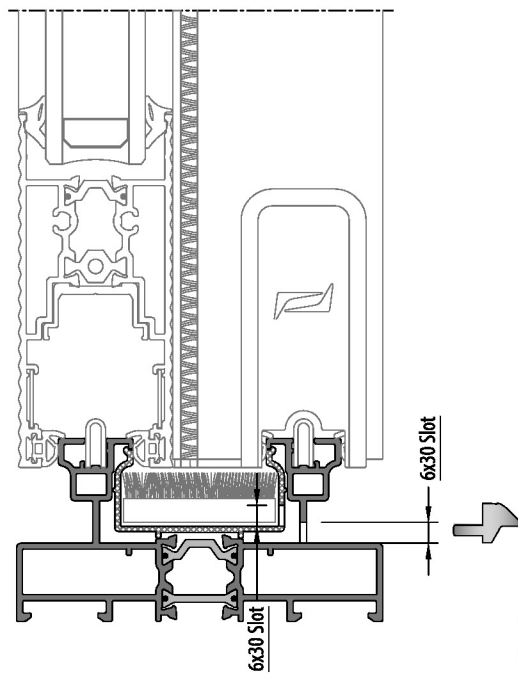
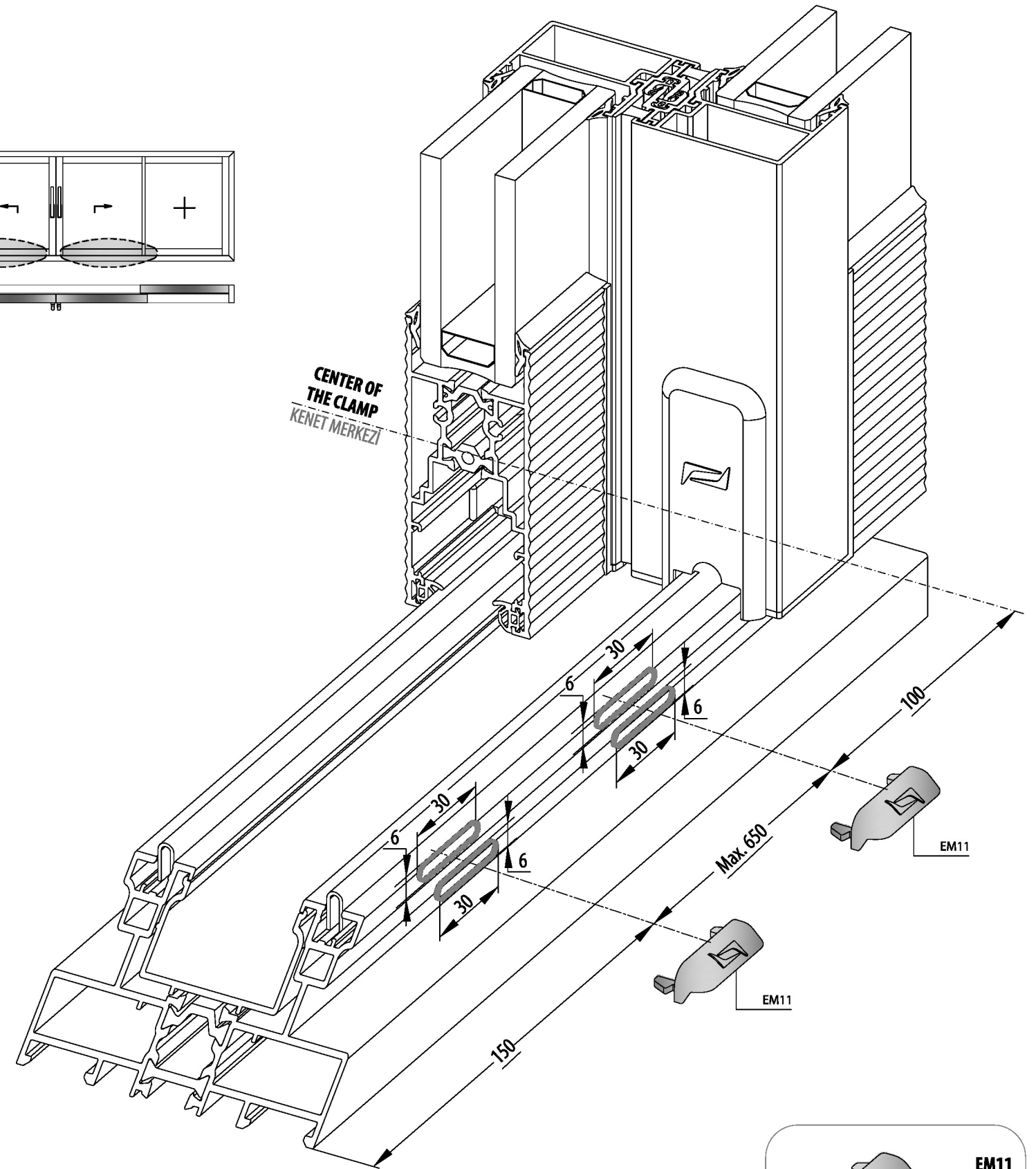
EM70LS-10
Checkvalve
must used.
Çekvalf
kullanılmalıdır.

ACTIVE SIDE DRAINAGE / AKTİF TARAF TAHLİYE

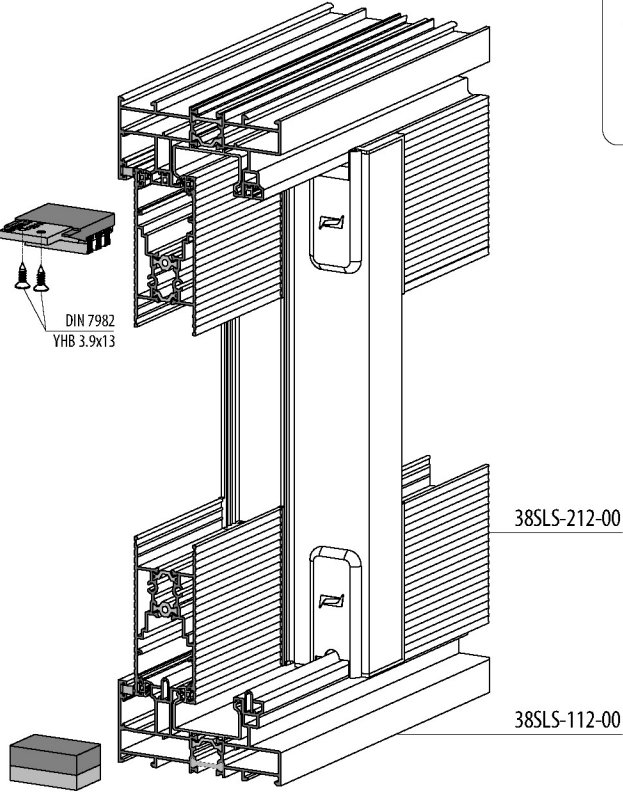
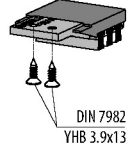
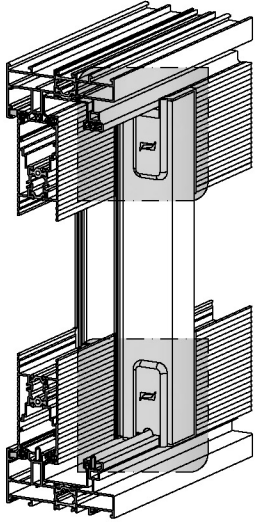
38SLS-102-00



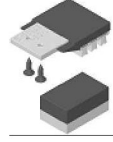
CENTER OF THE CLAMP
KENET MERKEZİ



WEATHER STRIP MONTAGE / HAVA KESİCİ MONTAJI

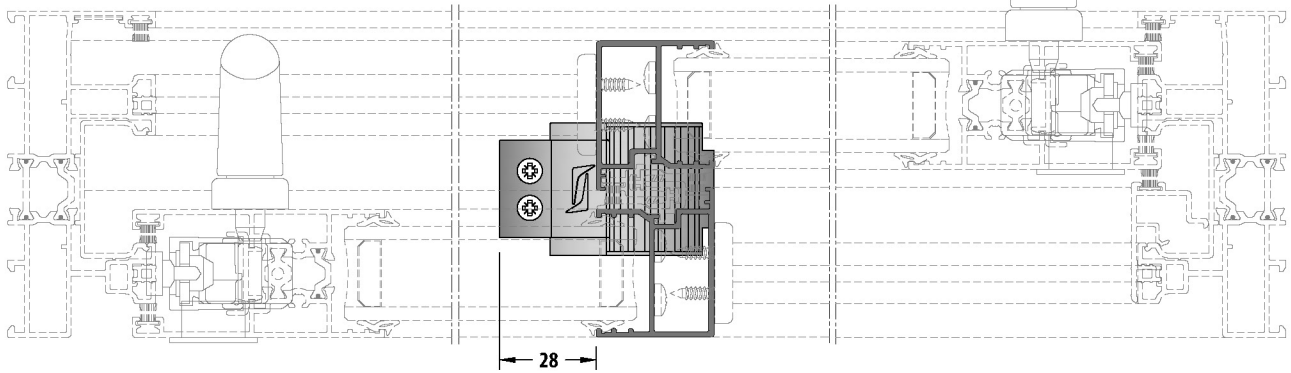


EM38SLS-LS-32
WEATHER STRIP SET
2'LI KASA
HAVA KESİCİ TAKIMI



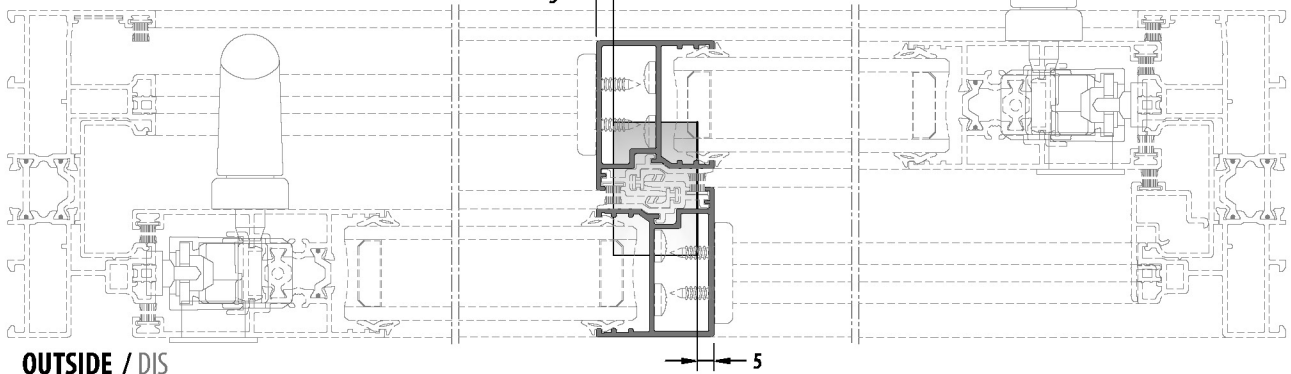
TOP / ÜST

INSIDE / İÇ



BOTTOM / ALT

INSIDE / İÇ



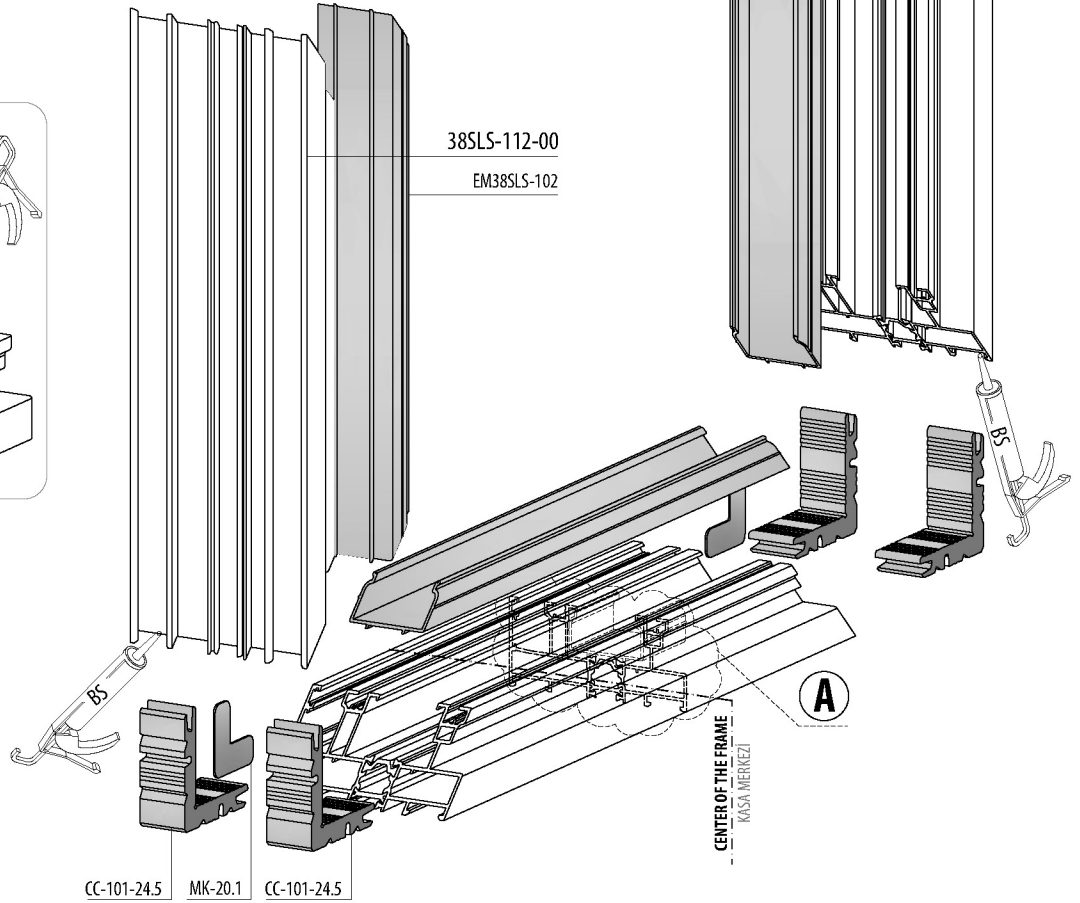
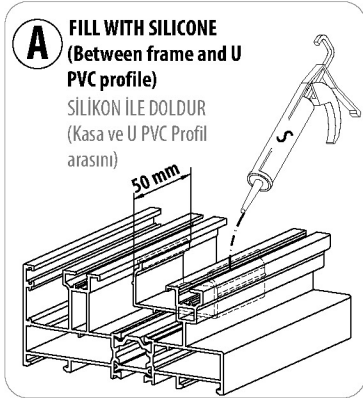
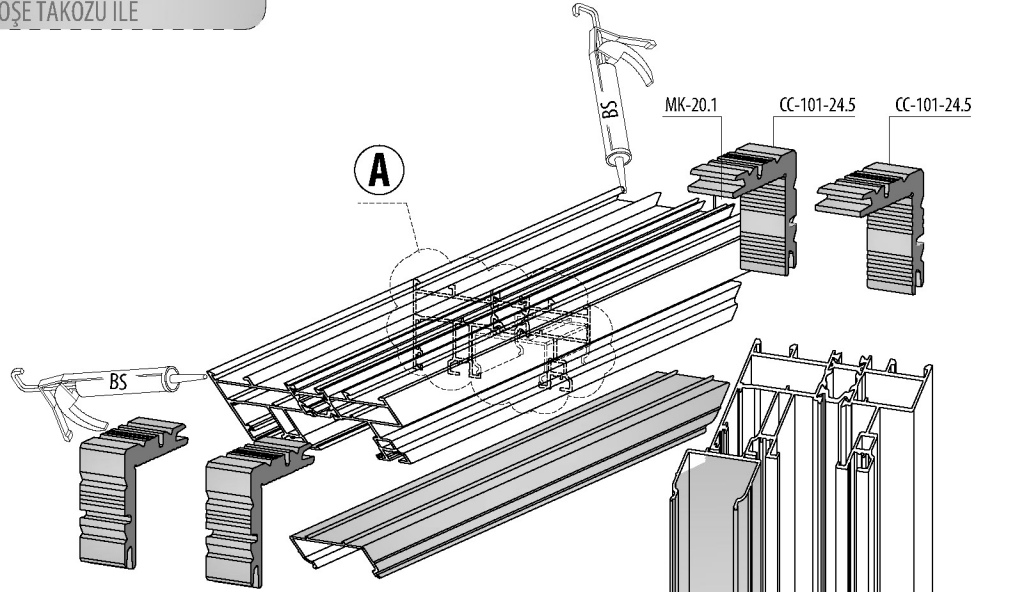
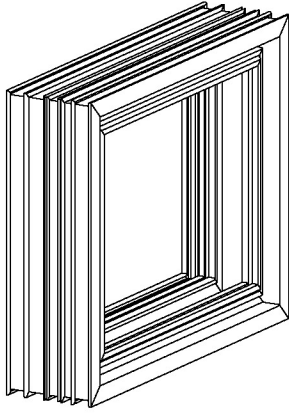
OUTSIDE / DIŞ

MONTAGE DIMENSION / MONTAJ ÖLÇÜLERİ

FRAME ASSEMBLY / KASA UYGULAMA

38SLS-112-00

**WITH PRESS CORNER JOINT
KÖŞE TAKOZU İLE**

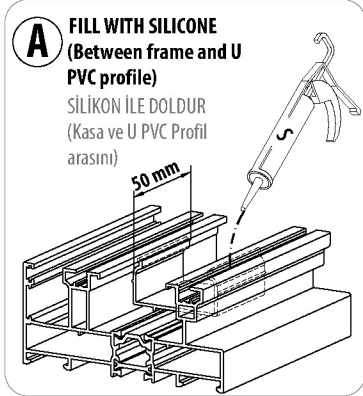
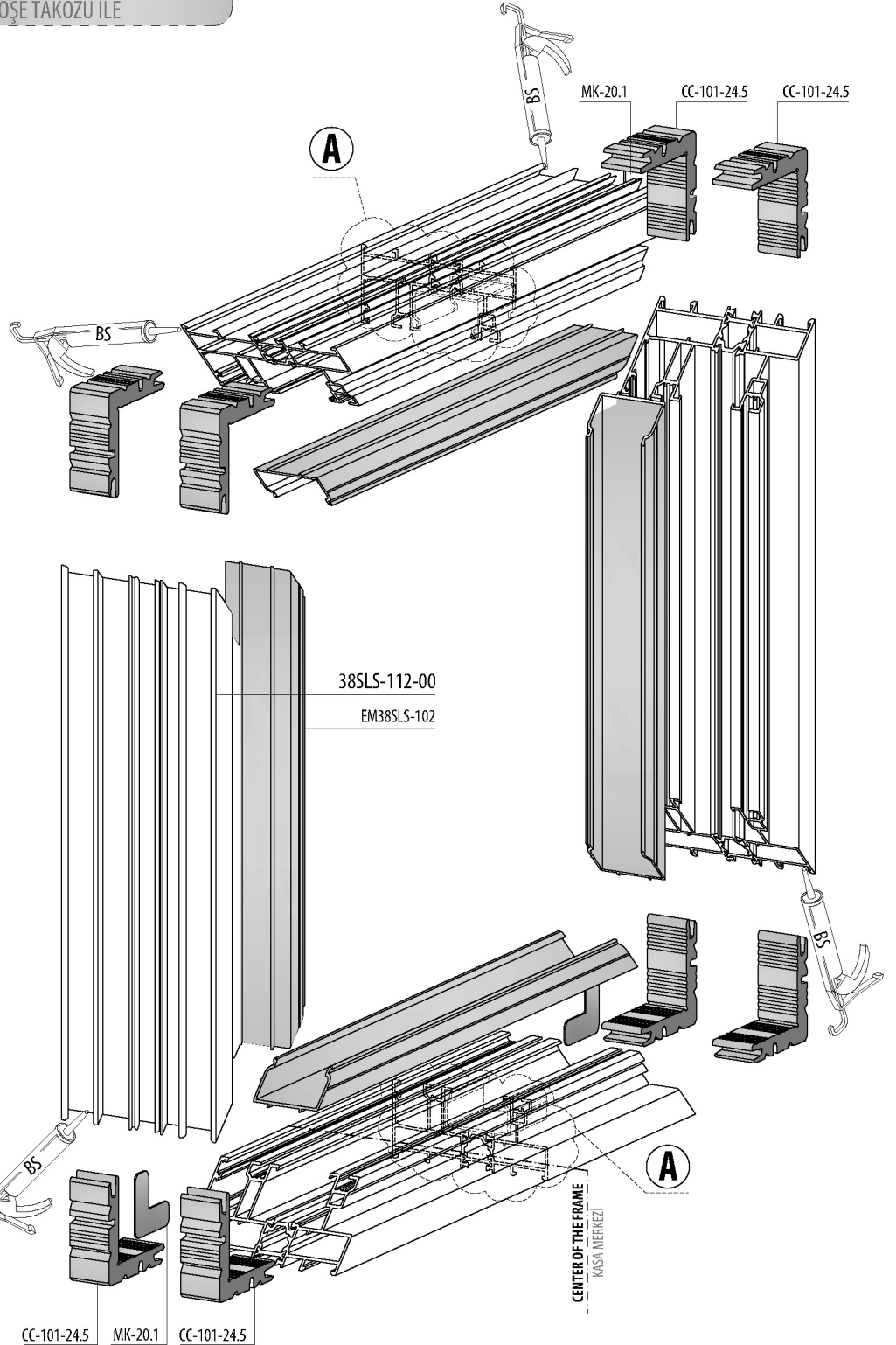
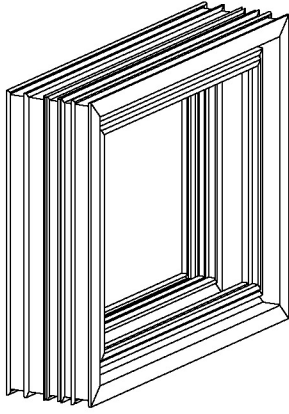


S = SILICONE SİLİKON
ES = EPDM BOND / EPDM YAPIŞTICI
BS = BOND AND SEAL / YAPIŞTIRICI VE SIZDIRMAZ

FRAME ASSEMBLY / KASA UYGULAMA

38SLS-112-00

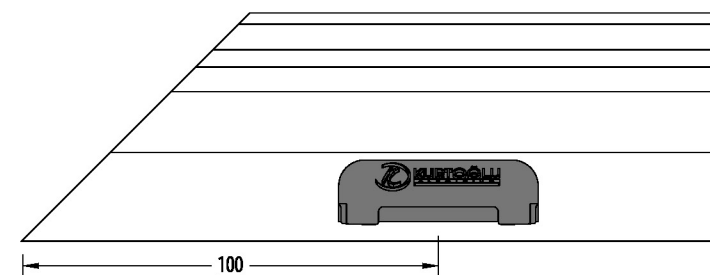
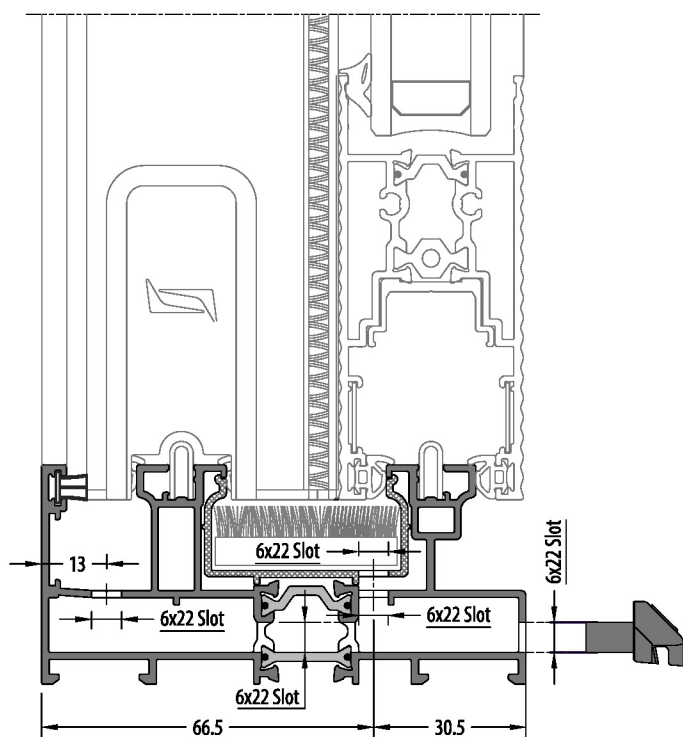
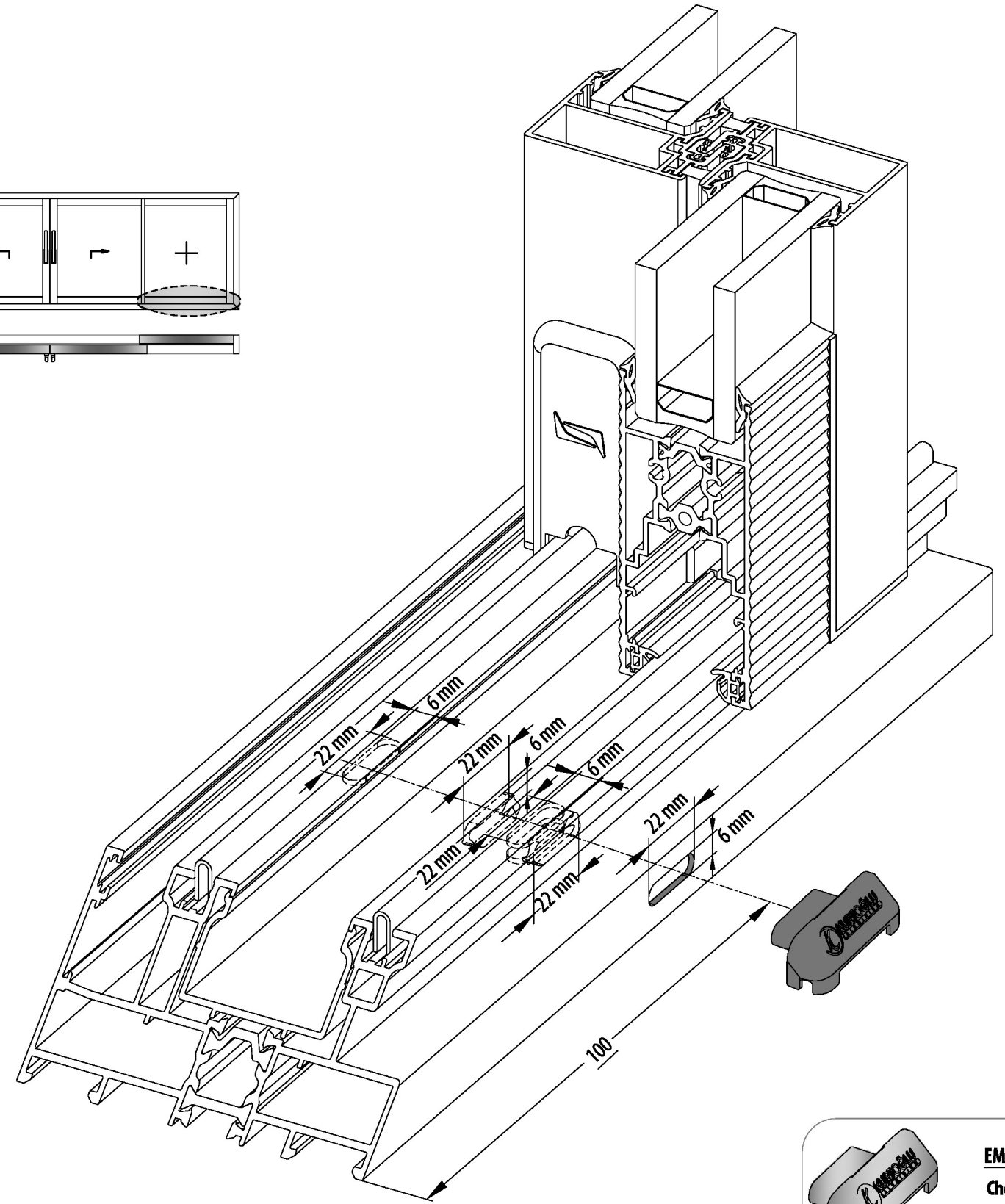
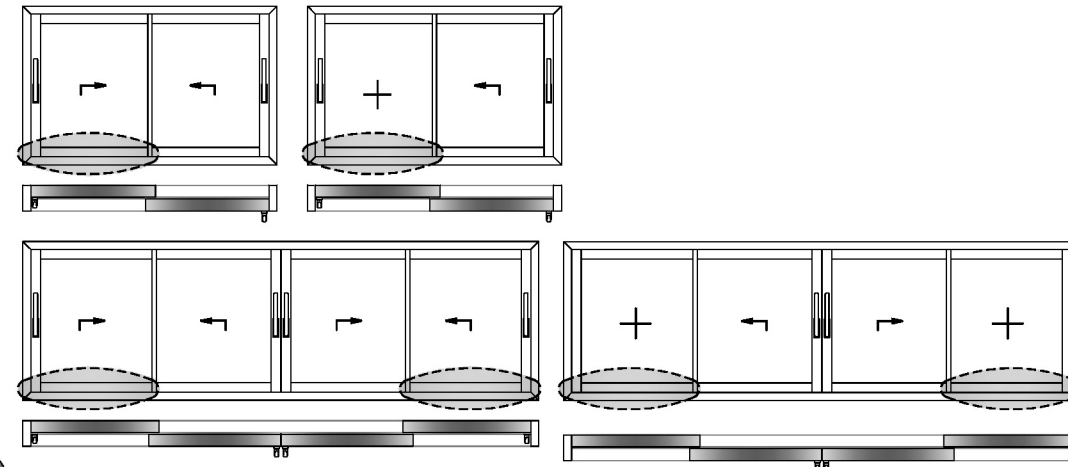
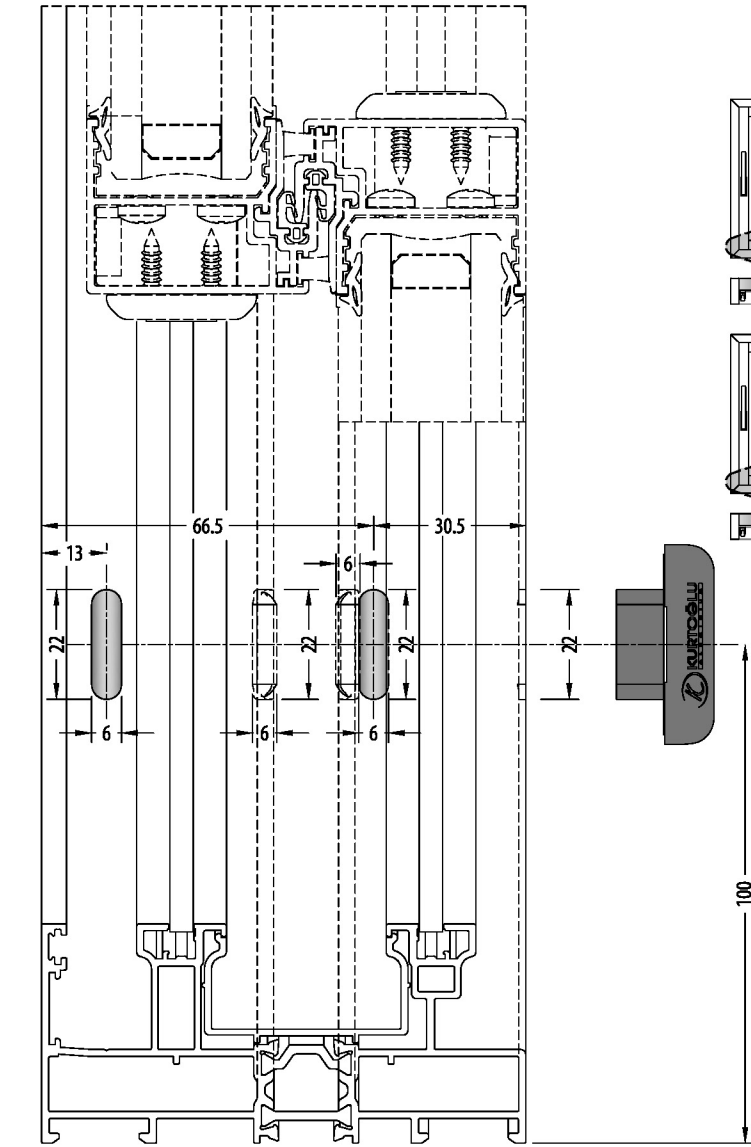
**WITH PRESS CORNER JOINT
KÖŞE TAKOZU İLE**



S = SILICONE SİLİKON
ES = EPDM BOND / EPDM YAPIŞTICI
BS = BOND AND SEAL / YAPIŞTIRICI VE SIZDIRMAZ

PASSIVE SIDE DRAINAGE / PASİF TARAF TAHLİYE

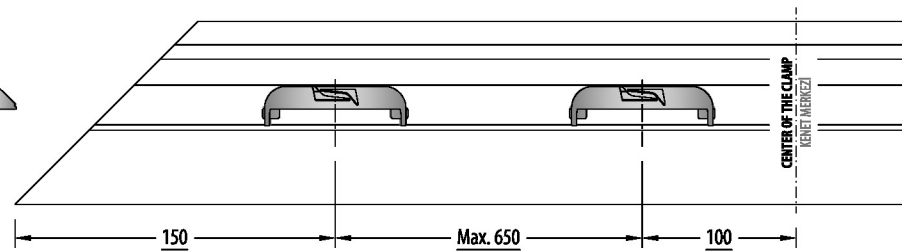
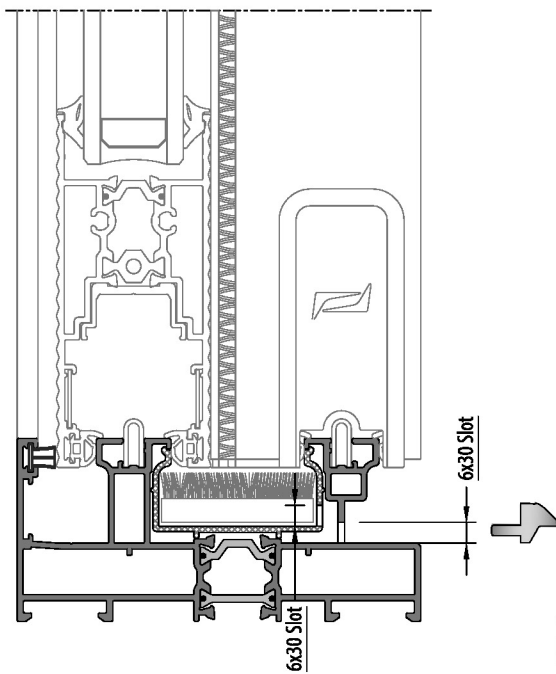
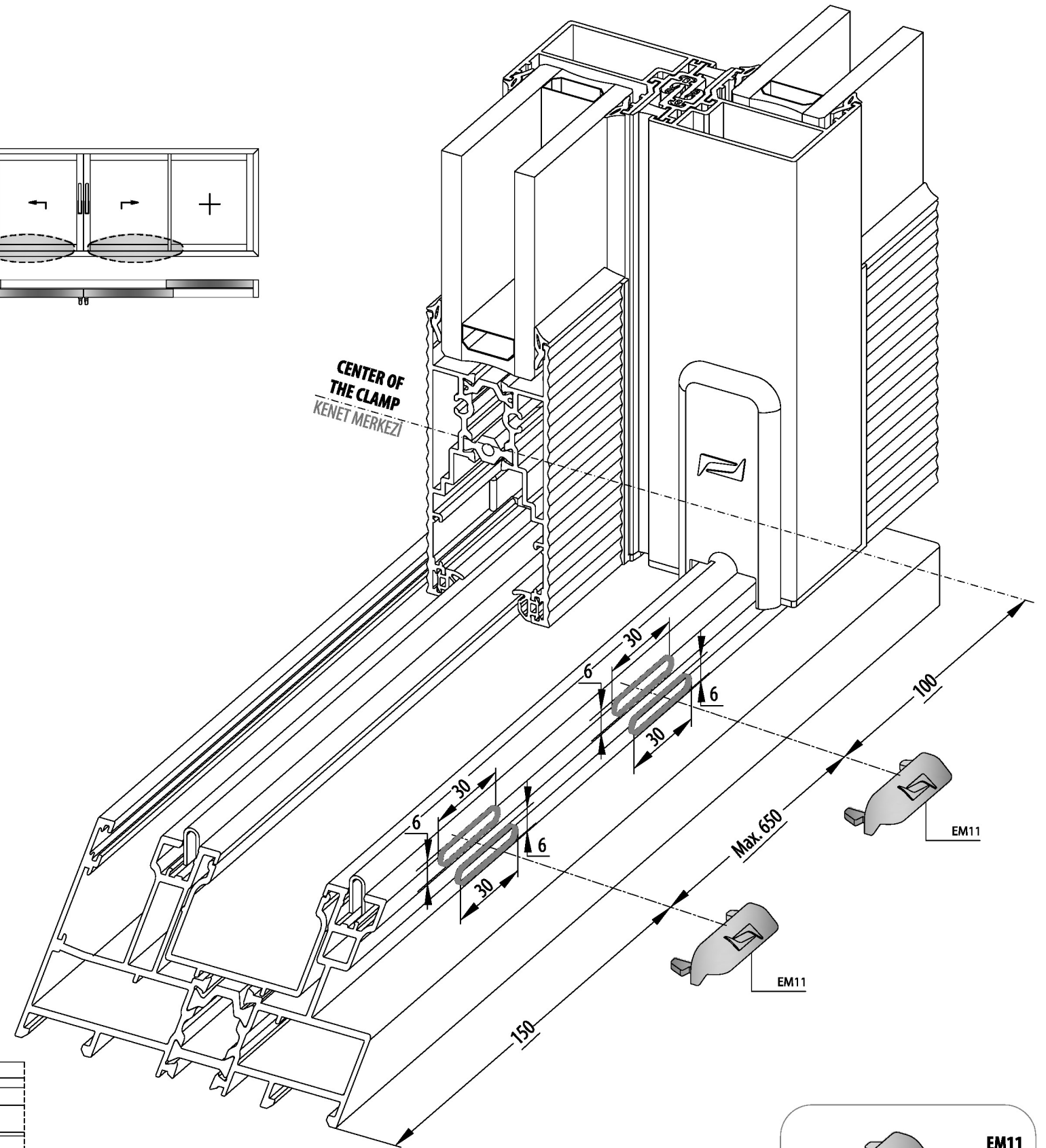
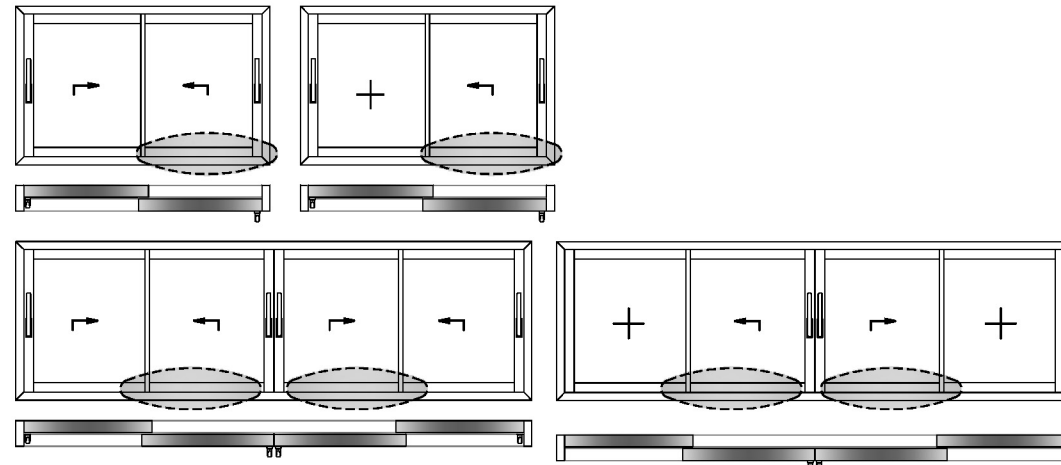
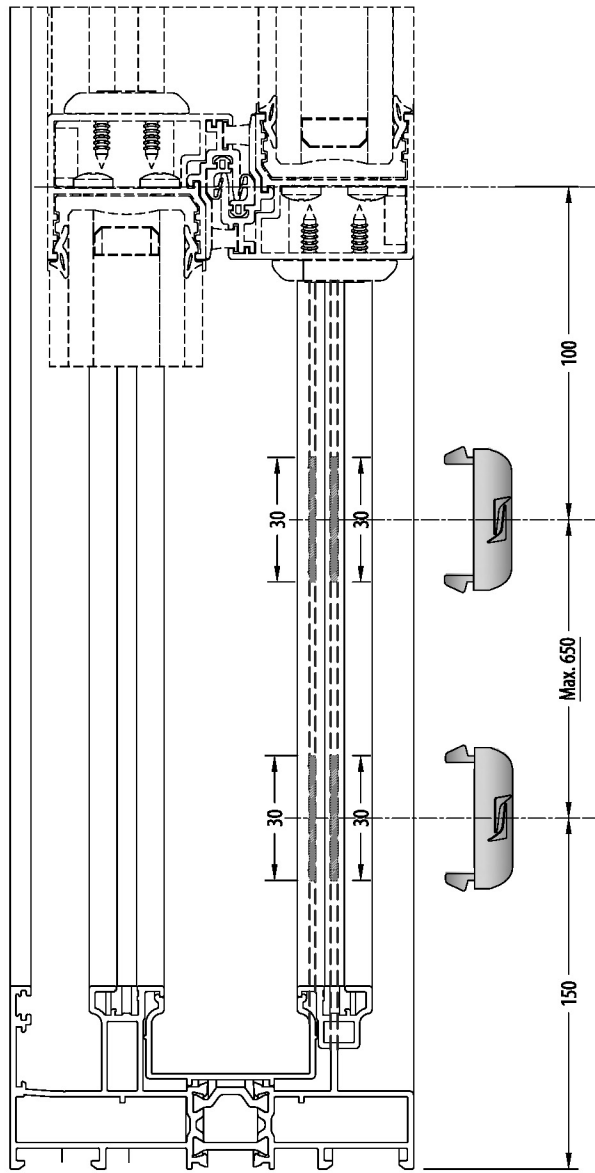
38SLS-112-00



EM70LS-10
Checkvalve must used.
Çekvalf kullanılmalıdır.

ACTIVE SIDE DRAINAGE / AKTİF TARAF TAHLİYE

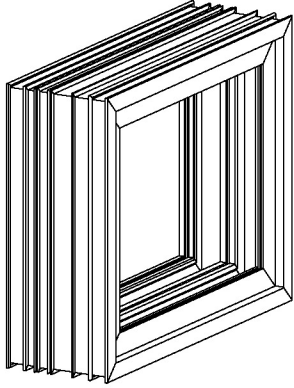
38SLS-112-00



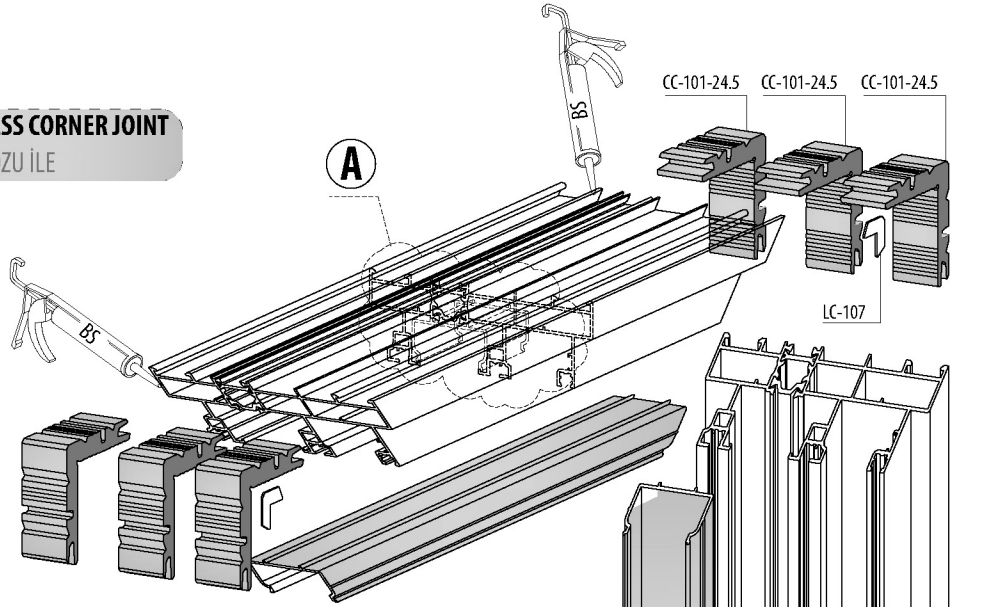
FRAME ASSEMBLY / KASA UYGULAMA

38SLS-152-00

**WITH PRESS CORNER JOINT
KÖŞE TAKOZU İLE**



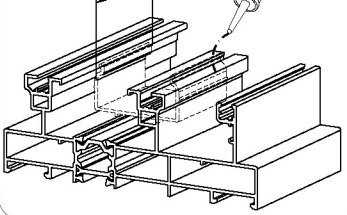
**WITH PRESS CORNER JOINT
KÖŞE TAKOZU İLE**



**A FILL WITH SILICONE
(Between frame and U
PVC profile)**

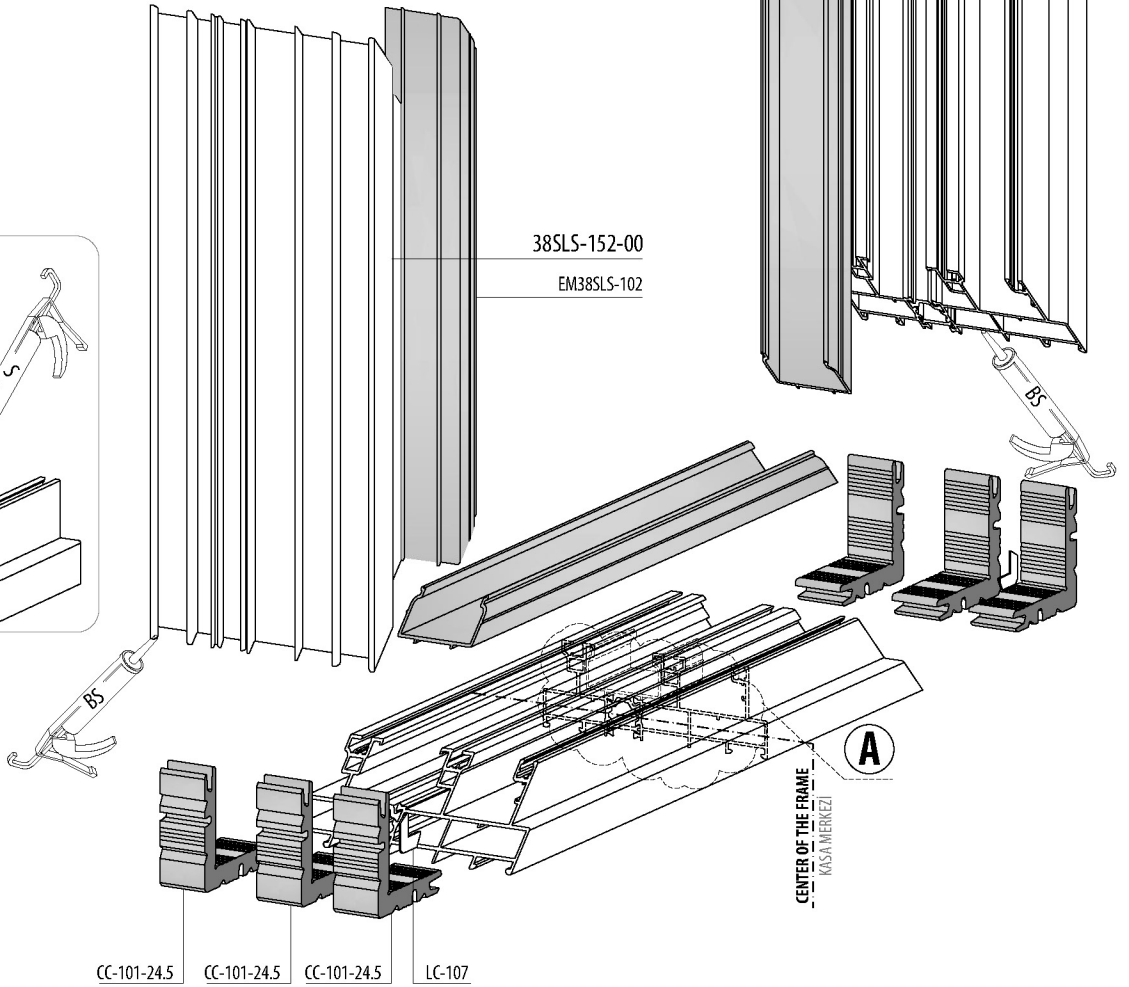
**SİLİKON İLE DOLDUR
(Kasa ve U PVC Profil arasını)**

50 mm



38SLS-152-00

EM38SLS-102



CC-101-24.5

CC-101-24.5

CC-101-24.5

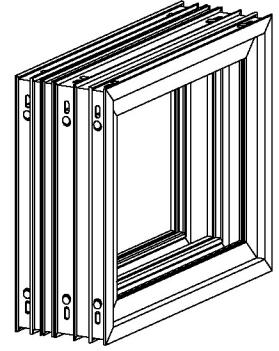
LC-107

A
CENTER OF THE FRAME
KASA MERKEZİ

S = SILICONE SİLİKON
ES = EPDM BOND / EPDM YAPIŞTICI
BS = BOND AND SEAL / YAPIŞTIRICI VE SIZDIRMAZ

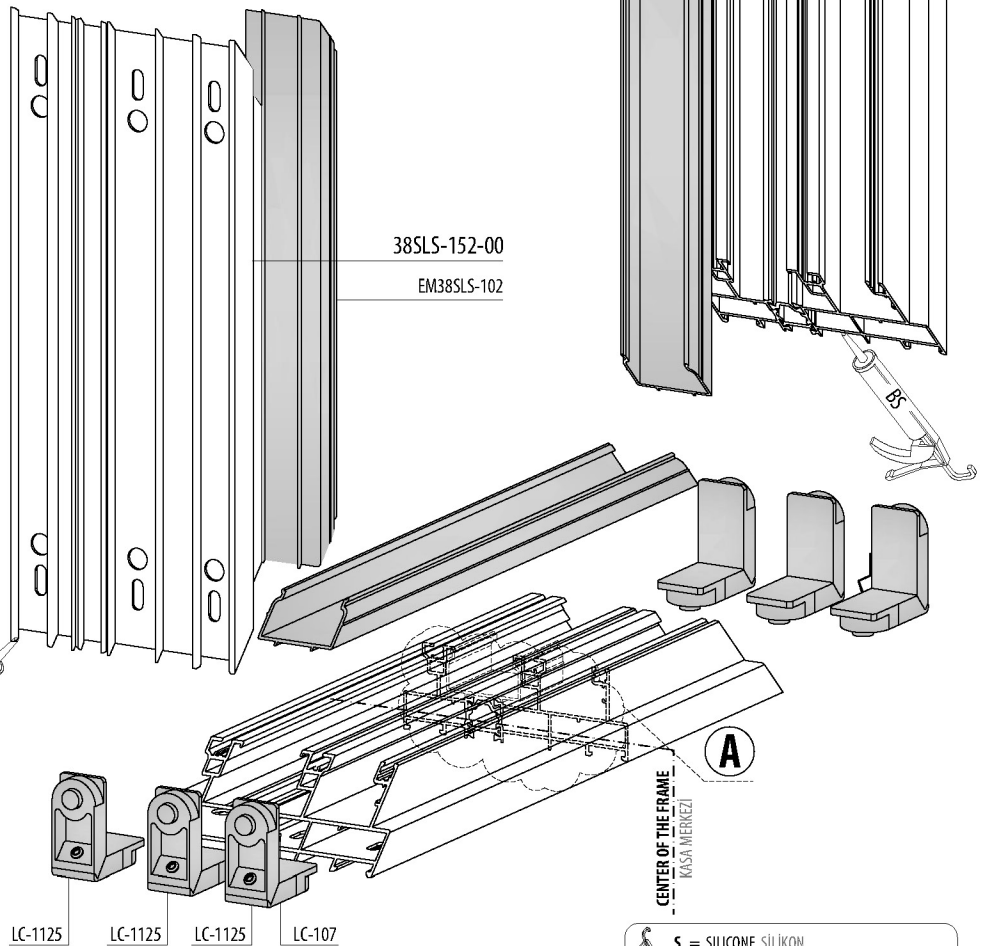
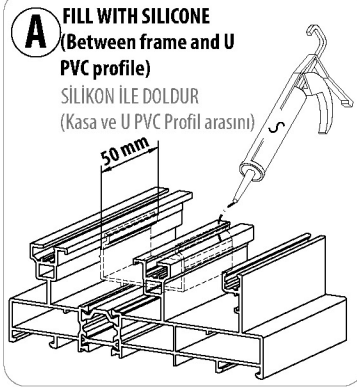
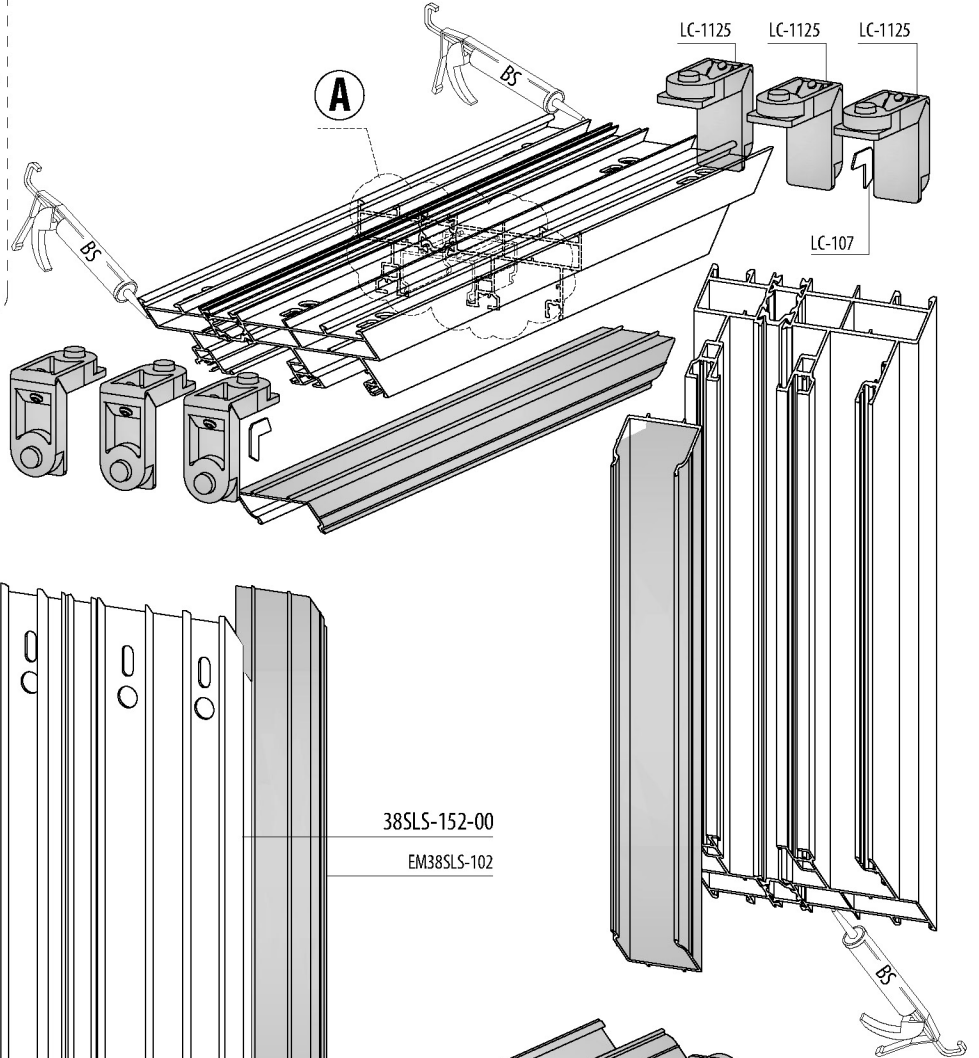
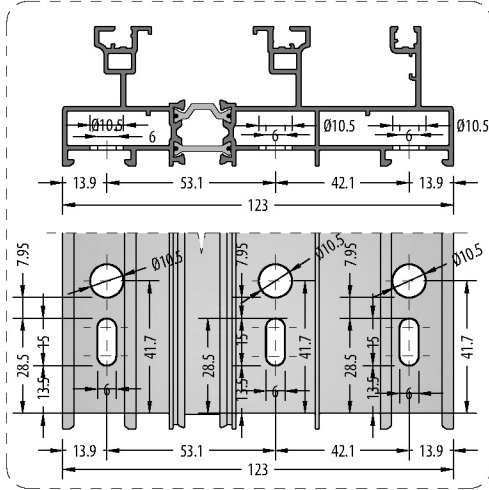
FRAME ASSEMBLY / KASA UYGULAMA

38SLS-152-00



**DIE-CAST CORNER JOINT
PİMLİ BAĞLANTI**

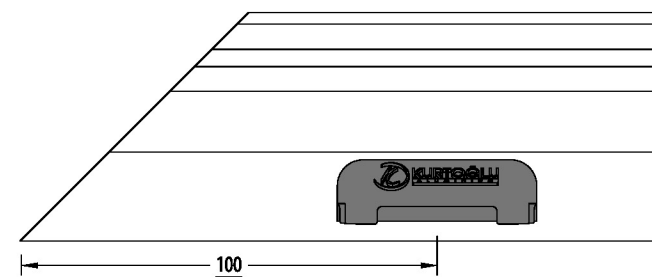
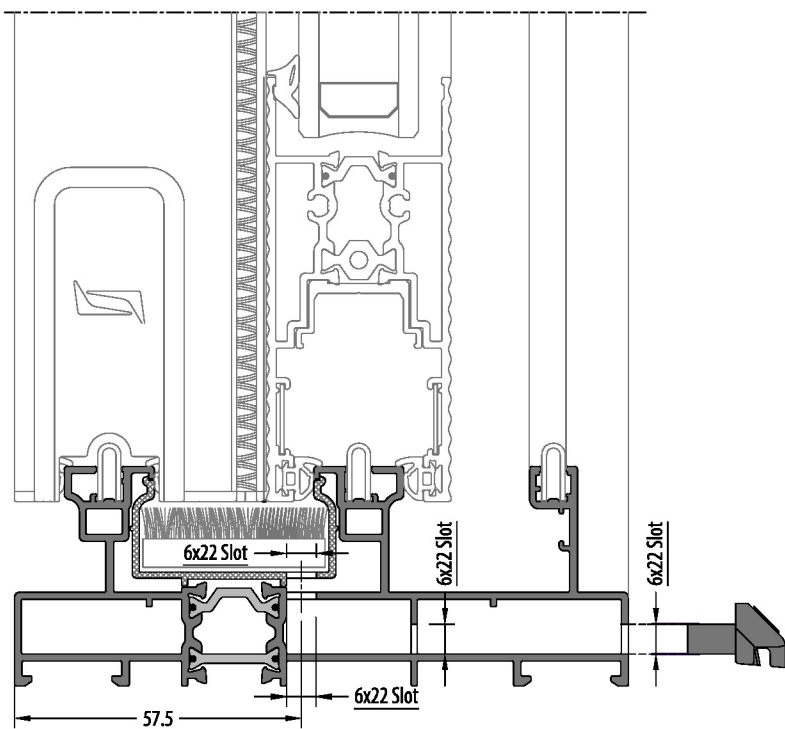
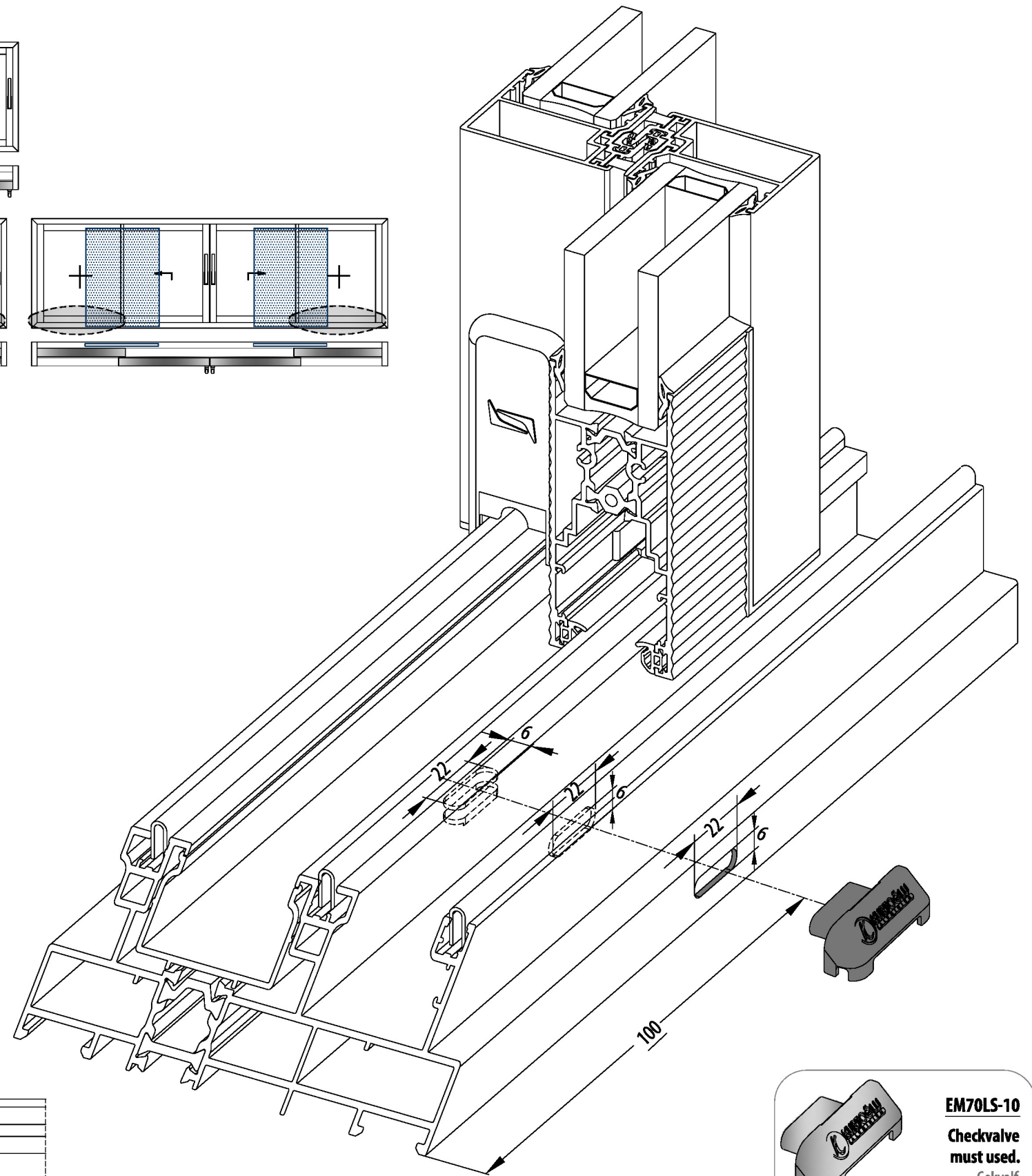
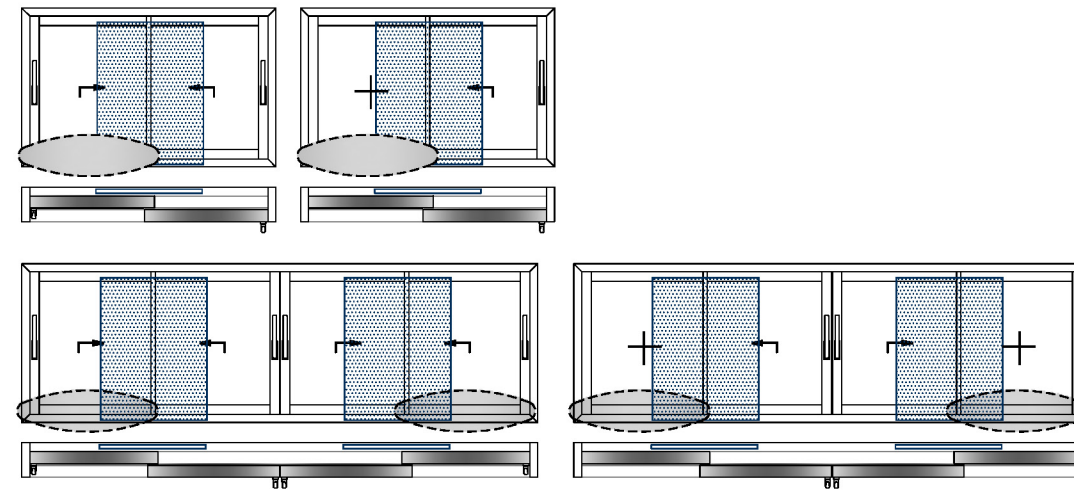
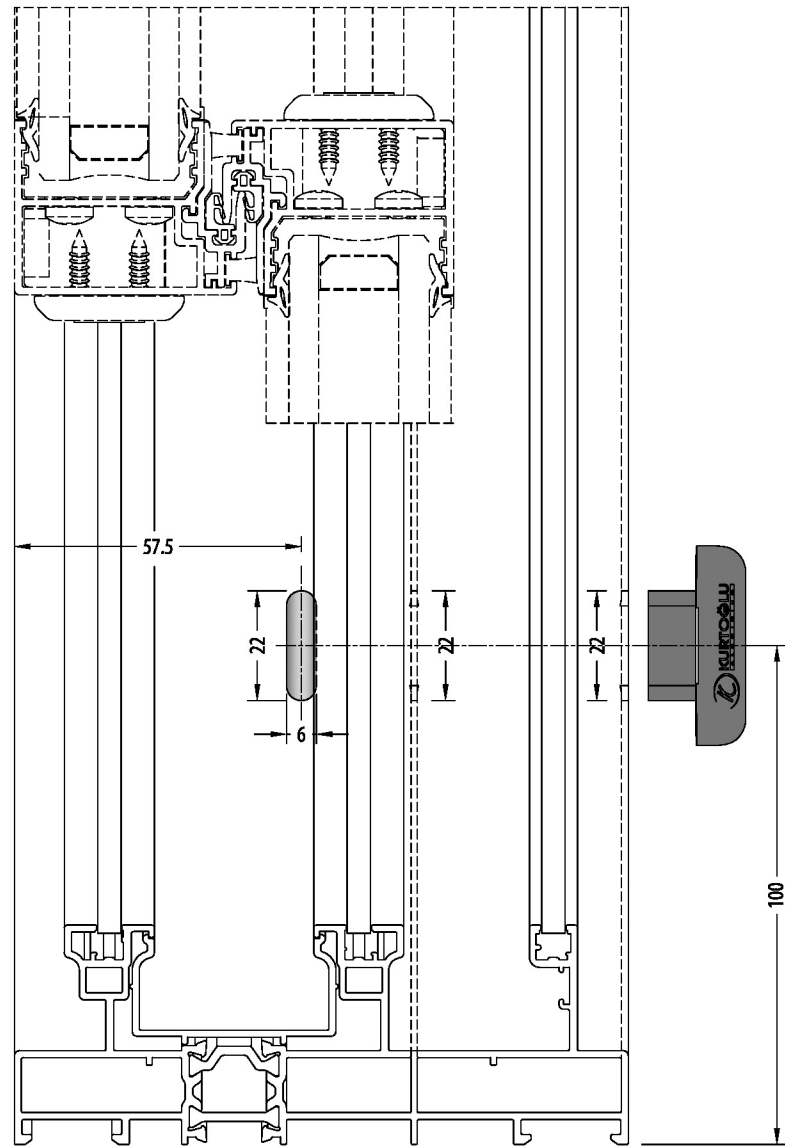
38SLS-152-00



S = SILICONE SİLİKON
ES = EPDM BOND / EPDM YAPIŞTIRICI
BS = BOND AND SEAL / YAPIŞTIRICI VE SIZDIRMAZ

PASSIVE SIDE DRAINAGE / PASİF TARAF TAHLİYE

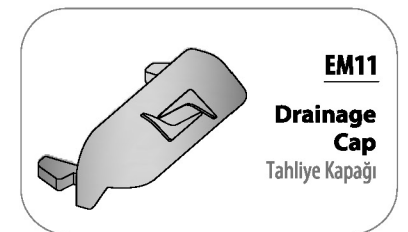
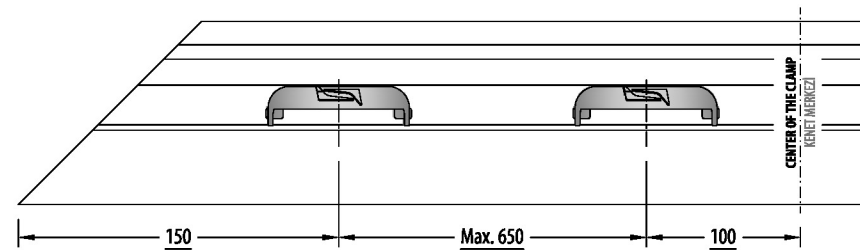
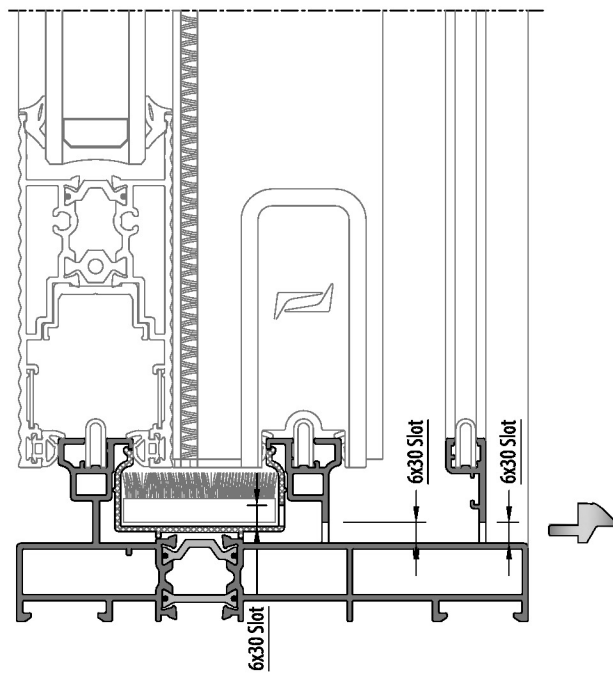
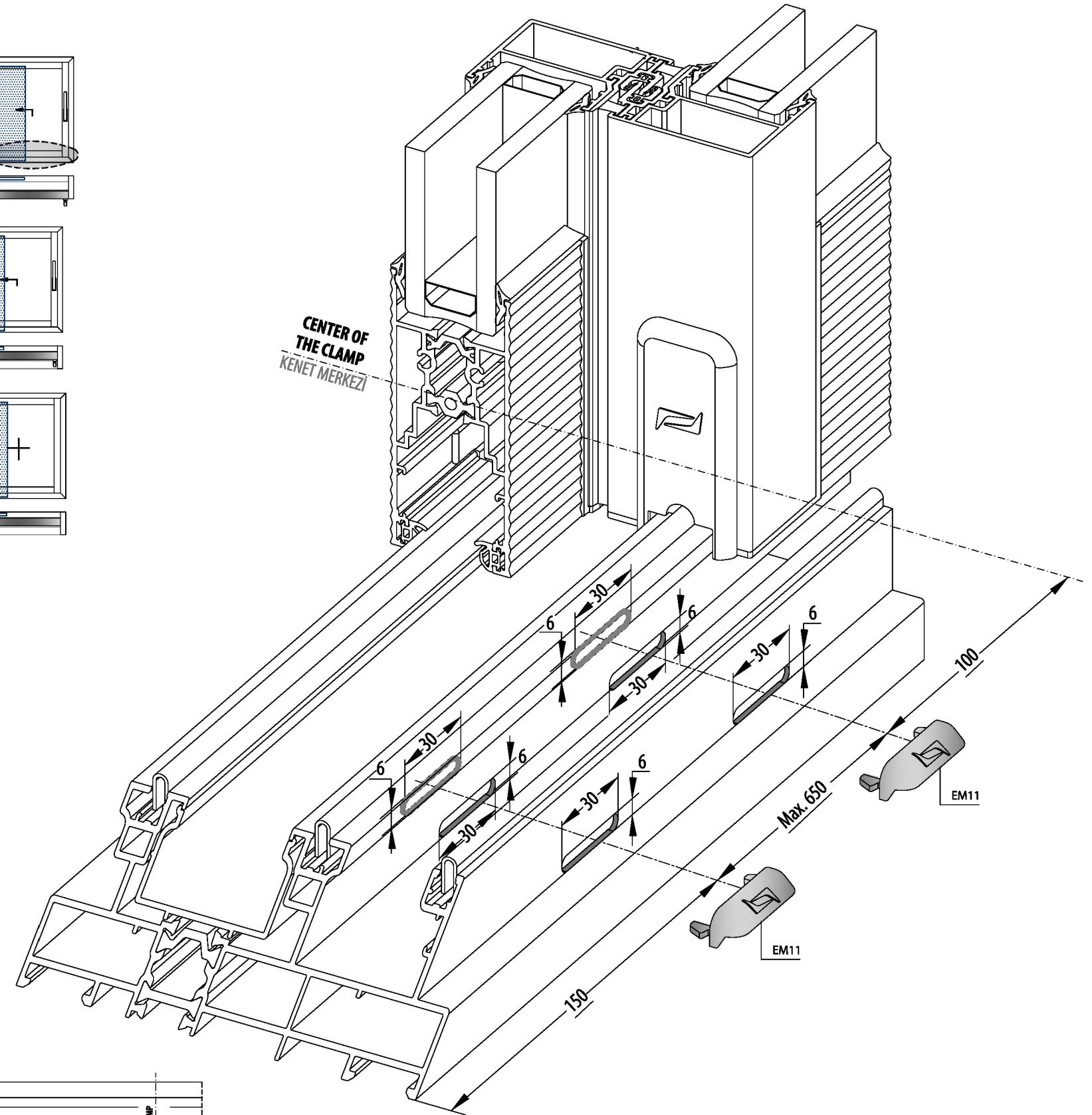
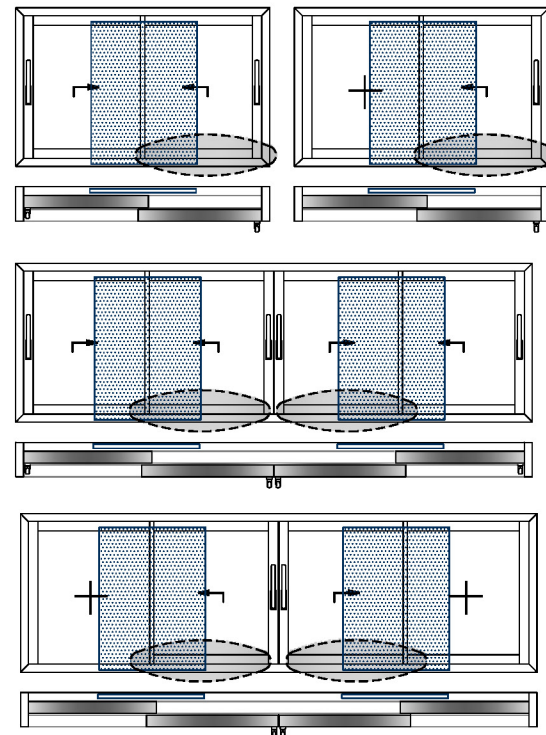
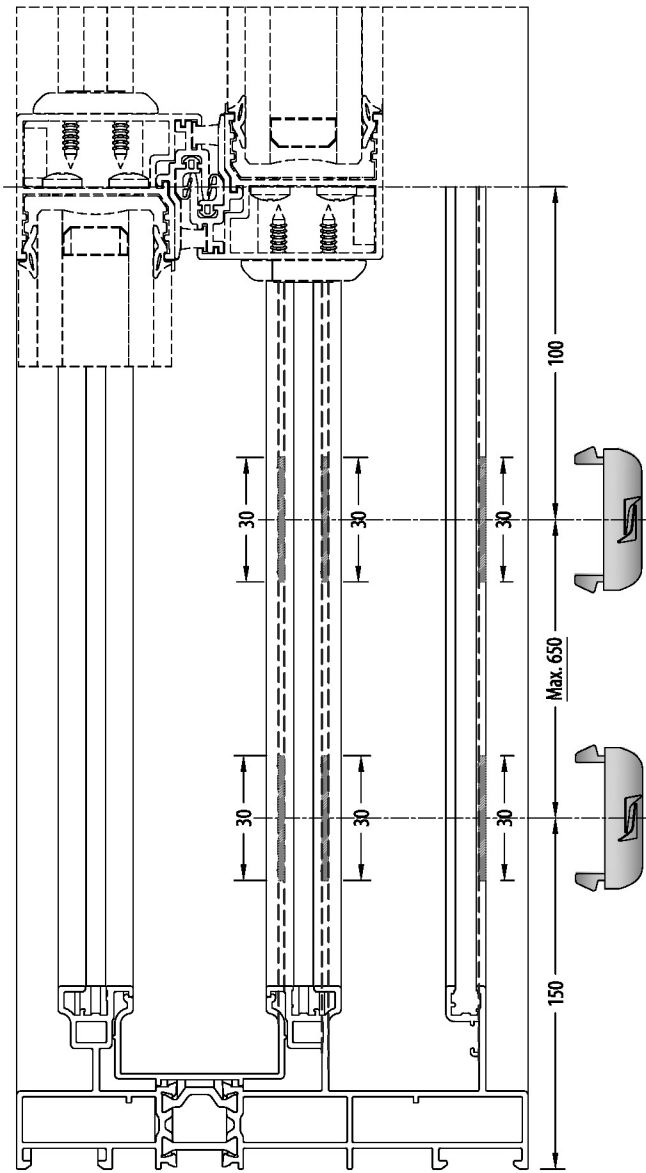
38SLS-152-00



EM70LS-10
Checkvalve
must used.
 Çekvalf
 kullanılmalıdır.

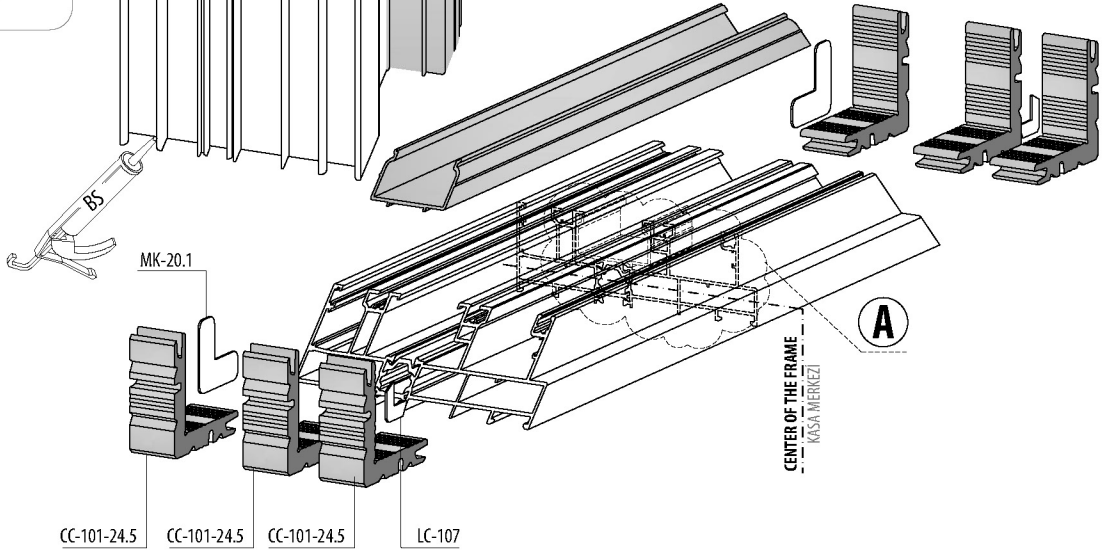
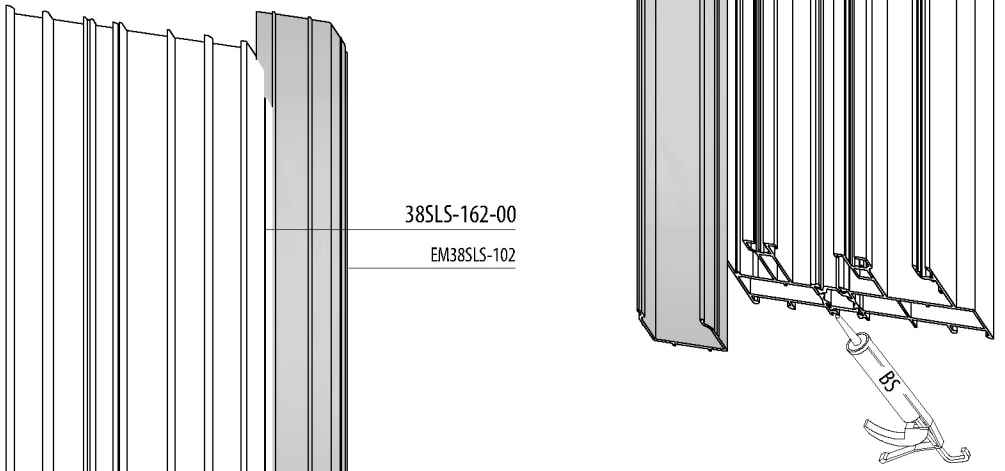
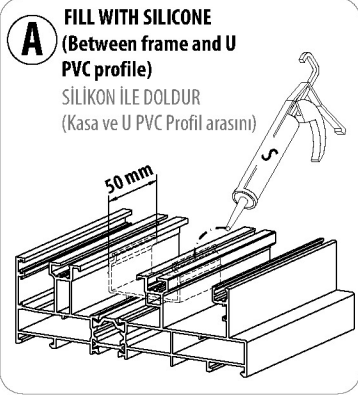
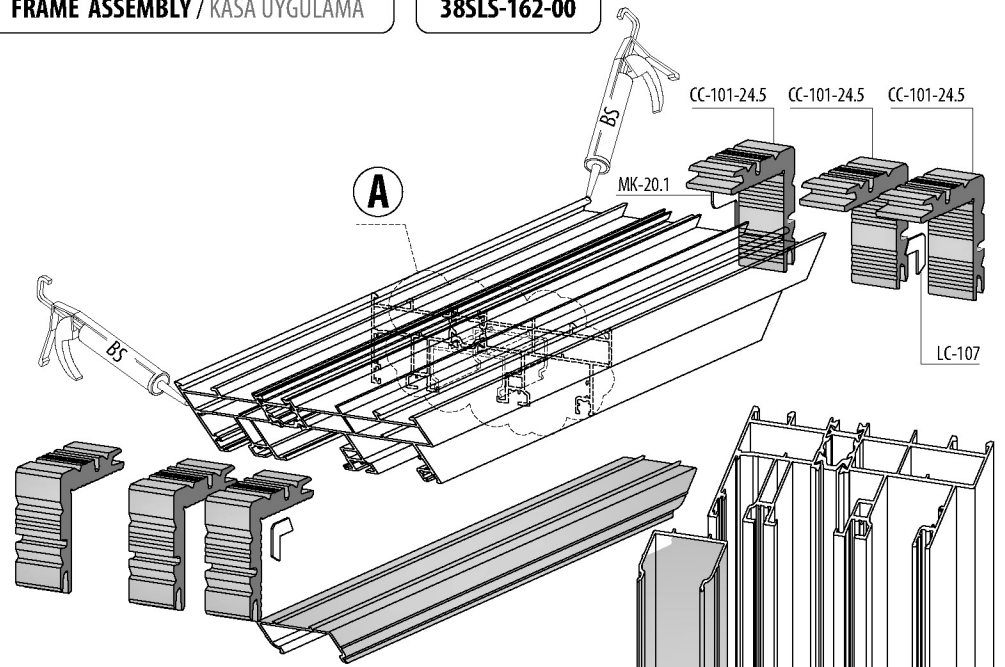
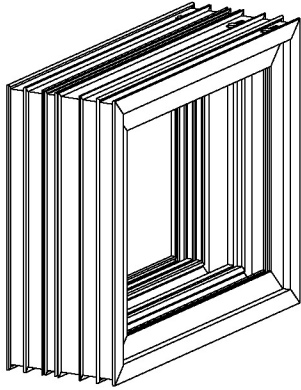
ACTIVE SIDE DRAINAGE / AKTİF TARAF TAHLİYE

38SLS-152-00



FRAME ASSEMBLY / KASA UYGULAMA

38SLS-162-00



A
CENTER OF THE FRAME
KASA MERKEZİ

S = SILICONE SİLİKON
ES = EPDM BOND / EPDM YAPIŞTICI
BS = BOND AND SEAL / YAPIŞTIRICI VE SIZDIRMAZ

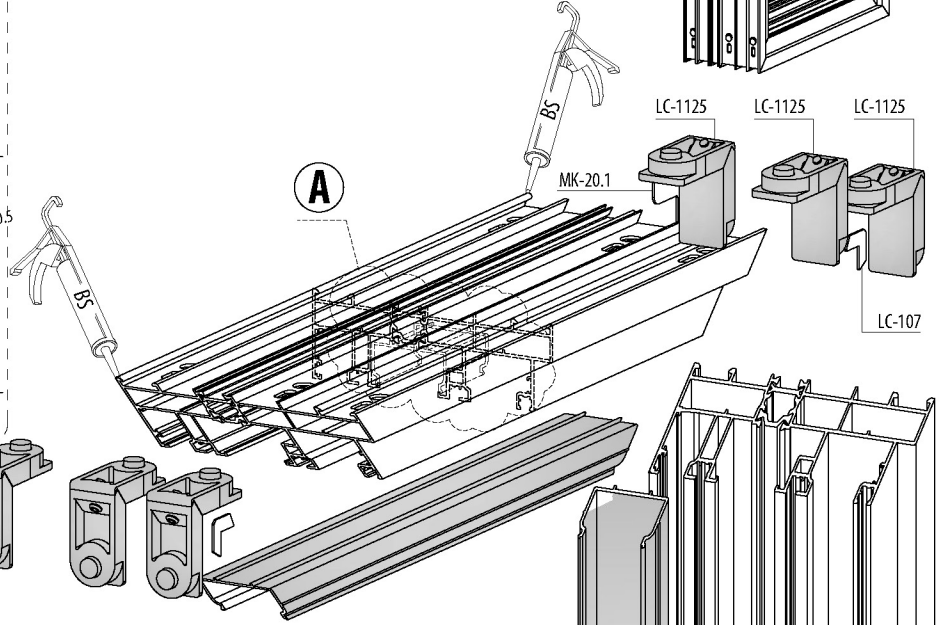
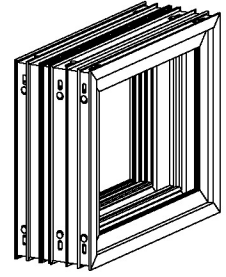
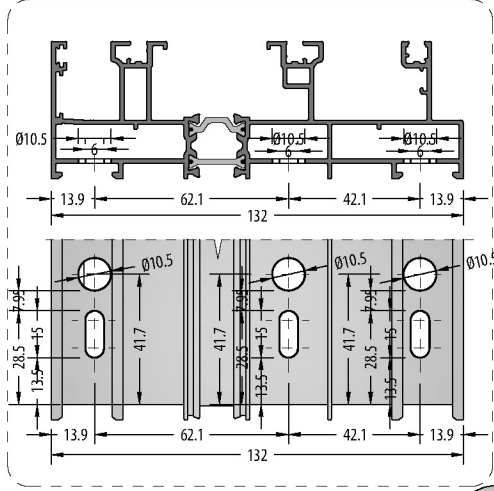
FRAME ASSEMBLY / KASA UYGULAMA

38SLS-162-00

DIE-CAST CORNER JOINT

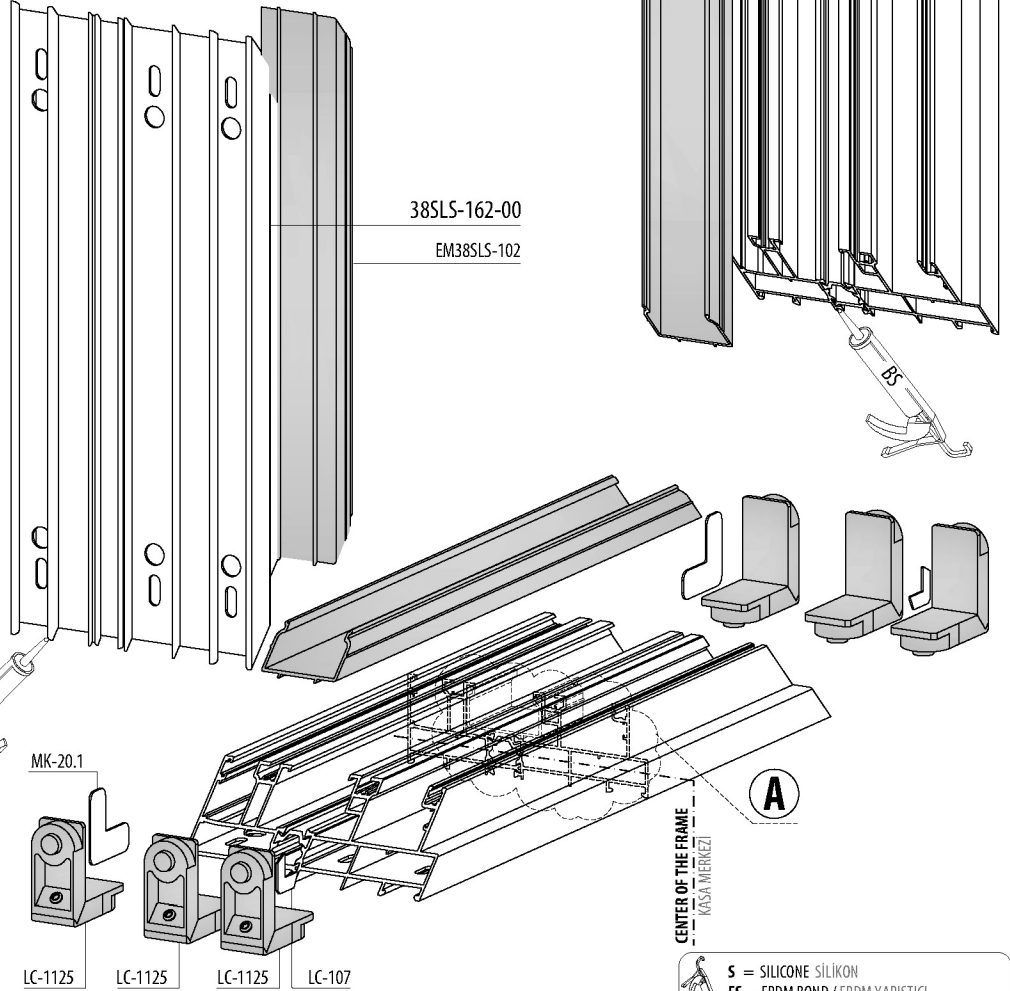
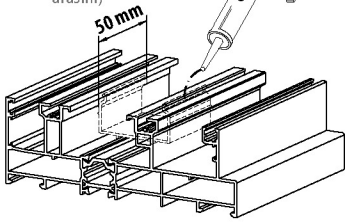
38SLS-162-00

PİMLİ BAĞLANTI



**A FILL WITH SILICONE
(Between frame and U
PVC profile)**

**SİLİKON İLE DOLDUR
(Kasa ve U PVC Profil
arasını)**

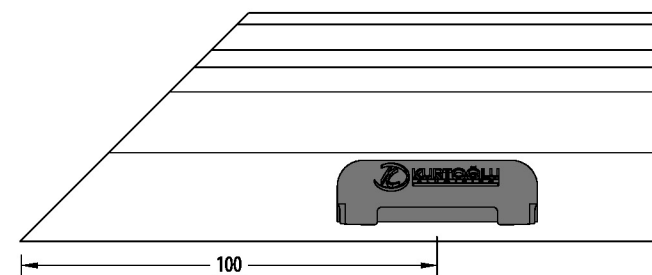
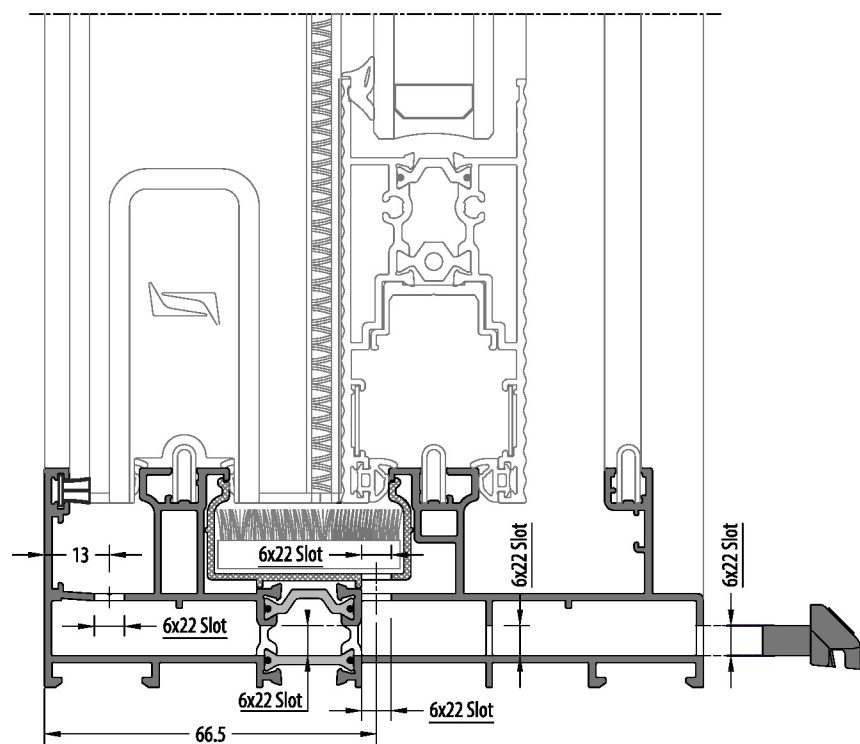
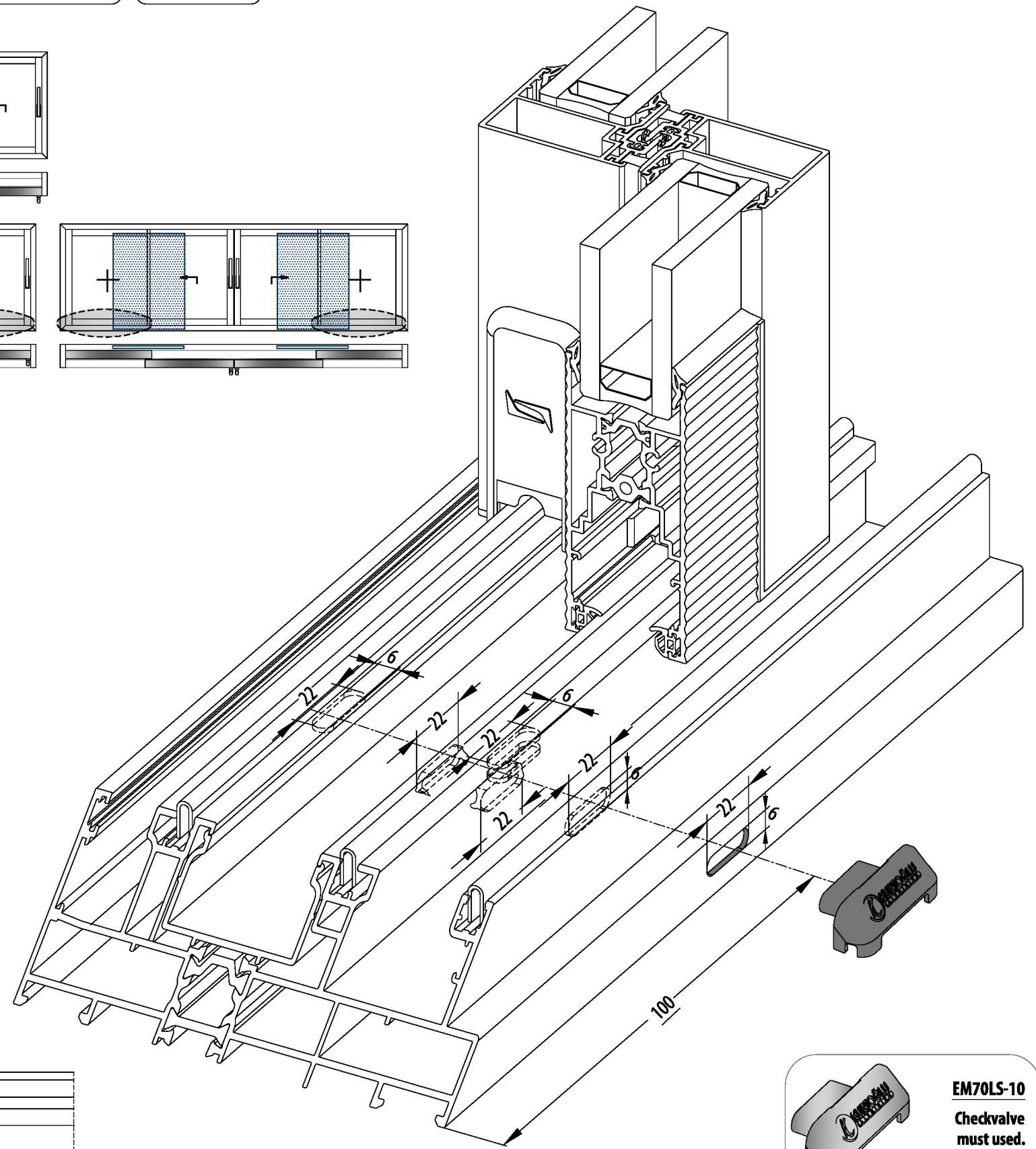
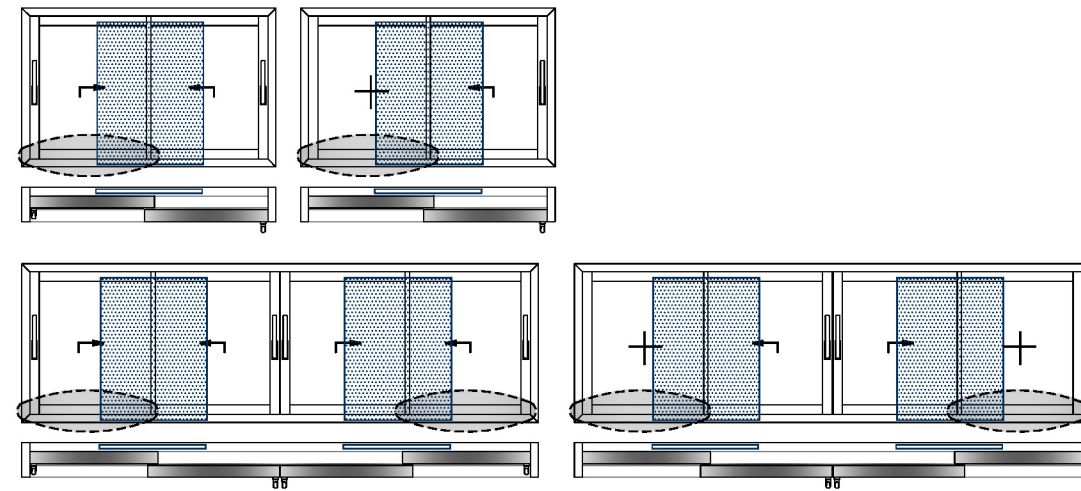
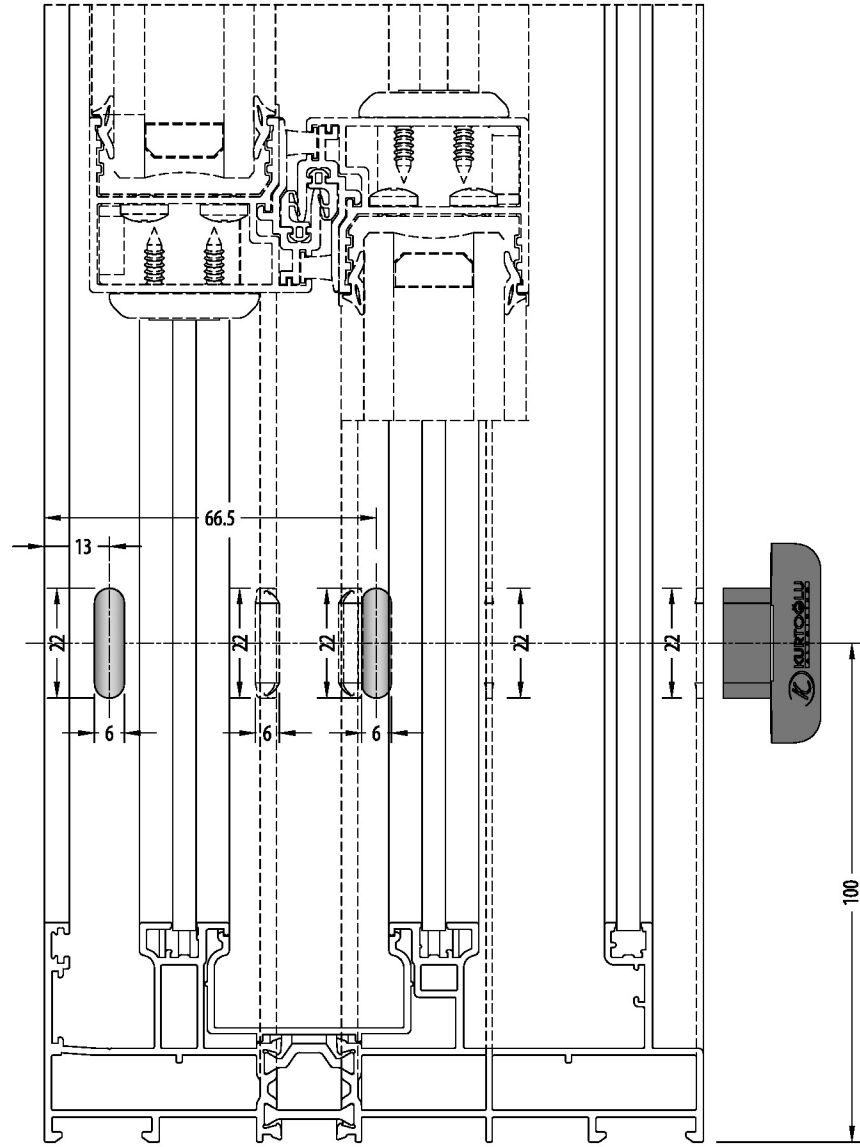


**CENTER OF THE FRAME
KASA MERKEZİ**

S = SILICONE SİLİKON
ES = EPDM BOND / EPDM YAPIŞTICI
BS = BOND AND SEAL / YAPIŞTIRICI VE SIZDIRMAZ

PASSIVE SIDE DRAINAGE / PASİF TARAF TAHLİYE

38SLS-152-00



EM70LS-10
Checkvalve
must used.
 Çekvalf
 kullanılmalıdır.

ACTIVE SIDE DRAINAGE / AKTİF TARAF TAHLİYE

38SLS-152-00

